

profim

A brand by Flokk

# Price List

All prices: DKK



# Contents

Order entry specifications	4
Armchairs, swivel chairs and pouffes	5
Profim ACCIS PRO	7
Profim MICKEY	9
Profim PACE	10
Profim TRILLO PRO	12
Visitor chairs	14
Profim ANA	16
Profim ARIZ	18
Profim BIT	21
Profim COM	25
Profim COM Accessories	31
Profim NOOR 4-LEG	32
Profim NOOR SLEDGEBASE	34
Profim NOOR FOOTBASE	36
Profim NOOR WOODEN LEGS	38
Profim NOOR UP	40
Profim NORMO	42
Profim ZOO	44
Profim ZOO Accessories	46
Sofas, armchairs, modular systems	47
Profim CHIC	49
Profim CHIC LOUNGE	51
Profim DECENTA	53
Profim DECENTA TABLE	54
Profim ELLIE PRO	55
Profim FAN	58
Profim MYTURN SOFA	62
Profim MYTURN TABLE	64
Profim NU	65
Profim OCTOBER	67
Profim REVO	69
Profim SNAP	73
Profim SOFTBOX	76
Profim SORRISO	82
Profim VANCOUVER LITE	83
Profim VANCOUVER OTO	90

Profim WALL IN	92
Tables, coat stands and accessories	97
Profim ALLROUND	99
Profim CHIC COFFEE TABLE	103
Profim CHIC RESTAURANT TABLE	105
Profim EMINENT	108
Profim Eminent - suspension bracket system	111
Profim REVO TABLES	112
Profim STANDARD FOLDING TABLE	116
Profim TABLES	120
Profim U-CONNECT	122
Profim SEVEN	125
Profim CUSHION	126
Technical details	127
Packaging - swivel chair	129
Packaging - conference chair	131
Technical details	135
Additional information	164
Terms of guarantee	181
Profim Quick-ship	183
Fabrics and finishings	184
Profim Standard fabrics	185
Fabrics and finishings	195
Frame, wood and plywood colours	199
Colours of chairs and tables	202
Fabrics and finishings - Extended	205
Legend	210

# Order entry specifications

This document applies for contracted distributors of Profim in Denmark (including Faroe Islands and Greenland).

## CONTACT INFORMATION

Flokk Customer Service  
Phone: +45 99 50 55 00  
info-dk@flokk.com  
flokk.com

## PRICING

All prices in DKK exclusive of VAT. Valid from 01.01.2026.

Quotations are valid for 30 days unless otherwise agreed.  
Any typographical errors shall not be binding for Flokk and will be subject to correction without liability to the vendor.

## ORDERING PROCEDURE

When placing your order please remember to specify the following information:

- Product model code/name
- Number of products
- Fabric/leather and Colour Code
- Wooden, stain surface, plastic and table top colour/type
- Colour/paint on foot base/frame for chairs and tables
- Type of castors or glides
- Options. Eg. armrests, linking device
- Desired delivery date
- Delivery address
- Project number (if any)

Binding sales agreement for the ordered products is concluded by formal order confirmation sent by Flokk. Flokk sales conditions override any individual customer's general terms & conditions or regulations.

## CONDITIONS OF DELIVERY

Ex Works (Incoterms 2020), including packaging.  
Shipping fee of 5% of the net order value (min. DKK 250) is added on all orders, which is not delivered to addresses used or owned by the distributor.

Visible transport damage and discrepancies in the number of items received must always be noted on the bill of carriage at the time of receipt and reported to the carrier and Customer Service, Flokk A/S within 7 calendar days after receipt of the goods.

Invisible damage (means no damaged packaging) must be reported in writing to Customer Service, Flokk A/S within 7 calendar days after receipt. If there are any problems with registration of the claim, please write to Customer Service Flokk immediate when the problems occur. Documentation must follow the e-mail.

Please document:

- Photo of Flokk product label (• including order no.)
- Photo of damaged product goods
- Photo of damaged packaging (transport)
- Copy of transport document or invoice
- Short description of claim

Ex-work deliveries where customers shall arrange their own transport are possible, but the customer is responsible for all import tax duties including certificates for Country of origin, unless agreed with Flokk. A confirmed delivery date can only be given once all local import duties have been paid.

## DELIVERY LEAD TIMES:

<b>Product</b>	standard: 1 10-20 working days	extended: 30 working days
<b>Task chairs</b>	10-20 working days	-
<b>Visitor chairs</b>	10-20 working days	exceptions: Com (chrome version, plywood shells), Acos <sup>Pro</sup> ; MyTurn, Normo - 20-30 working days. Extended colours for Noor and Ana: 20-30 working days.
<b>Soft seating</b>	10-20 working days	exceptions: Chic Lounge - chrome version 20-30 working days
<b>Tables &amp; Coat hangers</b>	20-30 working days	-
<b>Special colors of frames: Gold</b>	40 working days	exceptions: Allround, Eminent, U-connect, Standard Folding Table - Extended versions up to 35 working days

Minimum 5 transport days to be added on top of production lead time. Longer delivery times may occur periodically, during holidays and for especially large orders.

Change of orders within the quick ship program are not possible.

## CHANGE/CANCELLATION OF ORDERS

Amended orders (all changes & cancellations) taking place 2 days after receiving the order acknowledgement will incur a charge.

- Amended order (all changes & cancellations) before production start will incur a charge of 500 DKK per order
- Amended order & cancellations after purchasing has started will incur a charge of 750 DKK per order + cost of materials

Change of orders within the quick-ship collection is not possible.

Postponement of confirmed orders might be possible, but Flokk will raise eventually charges to cover for storage and handling of the products on order. For further information regarding change of orders please contact Customer Service.

## NON-STANDARD PRODUCTS

Non-standard products not available in this pricelist could be proceed with quantities starting from 5 pcs and will be priced individually.

Fabrics and leathers that are not tested on our products, need to have an upholstery test before we can approve it and the order can be registered. Cost (DKK 1.545) for testing will be charged. Please contact Customer Service, Flokk A/S.

## TRANSPORT & LOGISTIC COSTS

Please be aware that the enclosed transport and logistics costs will be charged according to the enclosed rules.

Shipping fee of 5% of the net order value (min. DKK 250) is added on all orders, which is not delivered to addresses used or owned by the distributor.

Time specific delivery on a specific date and time indication is possible on project orders and can only be ordered on request via Customer Service, Flokk A/S. The specific delivery will incur a transport charge calculated on the specific items, weight and volume.

Armchairs

Swivel chairs



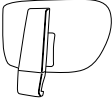
Pouffes



# Profim ACCIS PRO

## ITO Design

- Innovative system of independent side-to-side movement of both backrest and seat (SmarHPS)
- Easy adjustment of the basic functions of the mechanism ensuring synchronised tilt of the backrest and seat
- Adjustable armrests, lumbar support and seat extension
- For safety reasons, the gaps between moving parts are no more than 5 mm and where this was not possible special covers were used
- Blue Angel certificate - confirms that our chair is environmentally friendly

Item no	Base model +	Price Group (PG)	Price Group						Price
			0	①	②	③	④	⑤	
MAT150SF00	Profim ACCIS PRO 150SFL • swivel • mesh backrest • Synchro mechanism, sliding seat, seat forward tilt • seat side-movement function • base: black • armrests: P63TPU • gaslift with shock (gaslift cover - always in base colour)		5 924	6 108	6 269	6 534	6 799	6 753	7 548
MAT151SF00	Profim ACCIS PRO 151SFL • swivel • mesh backrest • Synchro mechanism, sliding seat, seat forward tilt • seat side-movement function • base: black • armrests: P63TPU • gaslift with shock (gaslift cover - always in base colour) • headrest		6 776	6 948	7 156	7 445	7 732	7 617	8 412
MAT0010000	Profim ACCIS PRO 001 Headrest (001) - height and angle adjustment (rear part of headrest black or light grey)		853	853	853	853	853	853	853
<b>Accessories/Options/Surcharges:</b>									
7BASC006	Base: lightgray - base color (Only for: 150SFL, 151SFL)								715
7BASC002	Base: white - base color (Only for: 150SFL, 151SFL)								1 060
7BASC005	Base: graphite - base color (Only for: 150SFL, 151SFL)								553
7BASC003	Base: polished aluminum - base color (Only for: 150SFL, 151SFL)								553
7LUSU003	Lumbar support TYPE B - height and depth adjustable - lumbar support TYPE B - height and depth adjustable (Only for: 150SFL, 151SFL)								288

**0 price group: Alba, Evo, Next,**

**1 price group: Cura Loop, Medley, Sprint, Valencia, Xtreme**

**2 price group: Select, Tonal**

**3 price group: Capture, Mainline Flax, Oceanic, Parcel Loop, Runner, Rhythm, Step, Synergy, Technicolour**

**4 price group: Steelcut 3, Steelcut Trio 3**

**5 price group: Leather**

**6 price group: Paloma**

Castors/glides:

- hard castors - for soft floors (set),
- soft castors - for hard floors (set),
- teflon glides - universal (set).

When ordering please clearly indicate the chosen option.

Armrest P63TPU - height adjustable armrest (range 100 mm), sliding pad (+/- 50 mm) with span option (+/- 27 mm), and pivot option (+/- 33°), polyurethane pad.

Armrest colour:

- black - used with base: black, graphite, polished aluminum
- lightgrey - used with base: lightgrey, white.

It is no possible to purchase the chair in version without armrests.

Plastic colours:

- bases: black / graphite / polished aluminium,
- plastics always black,
- bases: lightgrey / white - plastics always lightgrey.

Plastic elements: seat cover + adjustments levers, armrests, backrest frame, rear part of headrest, lumbar support, castors.

AccisPro can be upholstered in Runner or Rhythm mesh. When ordering please clearly indicate the chosen option.

Seat covers can be made also for Rhythm and Runner upholstery.

In the 150SFL model it is possible to buy a headrest (001) for self-assembly. The headrest can be made in the seat upholstery or in Runner or Rhythm meshes.

When ordering, please clearly indicate the chosen option. The price does not change.

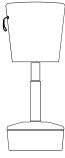


[www.blauer-engel.de/uz117](http://www.blauer-engel.de/uz117)

# Profim MICKEY

## ITO Design

- It is a unique combination of a pouffe and a swivel stool with height adjustment
- Totally intuitive and easy to use
- Provides support by tilting from side to side (range of 10 degrees in each direction)
- Two colours of plastic parts
- Möbelfakta certificate - a guarantee of durability, safety, environmental care and social responsibility during the production process

Item no	Base model +	Price Group (PG)	Price Group						Price
			0	①	②	③	④	⑤	
MMC0000000	Profim MICKEY • stool, swivel with height adjustment and sideways tilt 10° • base: Telegrey RAL 7047, Traffic gray RAL 7043 • column : Telegrey RAL 7047, Traffic gray RAL 7043, MetallicPro, Black RAL 9005, White RAL 9016, Deep Green RAL 6004, Navy Blue RAL 5003, Burgundy RAL 3005, Salvia/Green RAL 6021, Blue RAL 5014, Terracota RAL 3012, Lightgrey, Grey		2 831	2 949	3 247	3 394	3 541	4 129	4 508

**0 price group: Alba, Evo, Next,**

**1 price group: Cura Loop, Medley, Sprint, Xtreme**

**2 price group: Select, Tonal**

**3 price group: Capture, Mainline Flax, Oceanic, Parcel Loop, Step, Synergy, Technicolour**

**4 price group: Steelcut 3, Steelcut Trio 3**

Base: Telegrey RAL 7047, Traffic gray RAL 7043 - when ordering please clearly indicate the chosen option.

Glides:

- teflon glides - universal (set).

When ordering please clearly indicate the chosen option.

The sides of the base can be made of:

- the same fabric as the seat,

- plastic in the same colour as the rest of plastic elements.

Please clearly indicate on your order the chosen option.

Handle for height adjustment is always made of the same fabric as the rest of the seat.


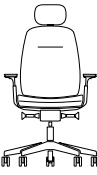


Plastic elements and the cover of the gas lift are made of different materials therefore their colour might vary slightly.



# Profim PACE

## ITO Design

- Patented Synchro SFL MAX mechanism with synchronized backrest and seat adjustment, plus additional features such as seat depth adjustment and forward tilt for enhanced comfort.
- Innovative second-generation lumbar support adjustment – SmartADLS (available in the 150SFL MAX, 151SFL MAX models), which adapts the geometry of the entire backrest to support the spine's natural S-curve.
- Convenient backrest resistance adjustment with a single turn of a knob allows for quick customization of the chair to the user's weight and preferences, ensuring optimal support during work.
- Pace is partially made from recycled and recyclable materials, designed without the use of staples or glue for easier disassembly and sustainability.

Item no	Base model +	Price Group (PG)	Price Group						Price
			0	①	②	③	④	⑤	
MNN100SF00	Profim Pace 100SFL MAX <ul style="list-style-type: none"> <li>• upholstered backrest</li> <li>• Synchro mechanism, sliding seat, seat and backrest forward tilt</li> <li>• base: black</li> <li>• select additionally one of two types of armrests</li> <li>• non-arm version</li> </ul>		3 941	4 108	4 149	4 315	4 523	4 812	5 560
MNN101SF00	Profim Pace 101SFL MAX <ul style="list-style-type: none"> <li>• upholstered backrest</li> <li>• Synchro mechanism, sliding seat, seat and backrest forward tilt</li> <li>• base: black</li> <li>• select additionally one of two types of armrests</li> <li>• non-arm version</li> <li>• headrest</li> </ul>		4 754	4 954	5 005	5 205	5 455	5 805	6 706
MNN150SF00	Profim Pace 150SFL MAX <ul style="list-style-type: none"> <li>• mesh backrest</li> <li>• Synchro mechanism, sliding seat, seat and backrest forward tilt</li> <li>• Innovative lumbar support with depth adjustment (changing backrest curvature) SmartADLS</li> <li>• base: black</li> <li>• select additionally one of two types of armrests</li> <li>• non-arm version</li> </ul>		3 941	4 108	4 149	4 315	4 523	4 812	5 560
MNN151SF00	Profim Pace 151SFL MAX <ul style="list-style-type: none"> <li>• mesh backrest</li> <li>• Synchro mechanism, sliding seat, seat and backrest forward tilt</li> <li>• Innovative lumbar support with depth adjustment (changing backrest curvature) SmartADLS</li> <li>• base: black</li> <li>• select additionally one of two types of armrests</li> <li>• non-arm version</li> <li>• headrest</li> </ul>		4 754	4 954	5 005	5 205	5 455	5 805	6 706

### Accessories/Options/Surcharges:

7HANG002	Clothes hanger	107
7LUSU003	Lumbar support TYPE B - height and depth adjustable (Only for: 100SFL MAX, 101SFL MAX)	237
7LUSU003	Lumbar support TYPE B - height and depth adjustable (Only for: 150SFL MAX, 151SFL MAX)	301
7ARMR025	Armrests P65TPU (set)	527
7ARMR027	Armrests P66TPU (set)	753

### Accessories/Options/Surcharges:

7TGAS005	Gas lift with shock absorber	215
7BASC006	Base: lightgray (Only for: 100SFL MAX, 101SFL MAX)	543
7BASC006	Base: lightgray (Only for: 150SFL MAX, 151SFL MAX)	1086
7BASC015	Base: polished aluminum	624
7TSEA022	Soft Seat	291

**0 price group: Alba, Evo, Next,**

**1 price group: Cura Loop, Medley, Valencia, Xtreme**

**2 price group: Select, Tonal**

**3 price group: Capture, Mainline Flax, Oceanic, Parcel Loop, Step, Synergy, Technicolour**

**4 price group: Steelcut 3, Steelcut Trio 3**

**5 price group: Leather**

**6 price group: Paloma**

Castors/glides:

- hard castors - for soft floors (set),
- soft castors - for hard floors (set),
- teflon glides - universal (set).

When ordering please clearly indicate the chosen option.

While ordering Pace 100SFL MAX / 101SFL MAX / 150SFL MAX/ 151SFL MAX with light grey base all plastic elements (seat cover, backrest frame, lumbar support, armrests, hanger) will be light grey as well.

Armrest colour:

- black - used with base: black, polished aluminum
- lightgrey - used with base: lightgrey.

Armrests:

P65TPU - height adjustable (range 100 mm), soft termo polyurethane (TPU) pad

P66TPU - height adjustable (range 100 mm), sliding pad adjustment (range 50 mm), with span option (range 27 mm), swivel pad adjustment (range 33°), soft termo polyurethane (TPU) pad.

Type of backrest mesh: String, Runner, Rhythm

SmartADLS - available in the 150SFL MAX, 151SFL MAX models.

Lumbar support element for 150SFL MAX and 151SFL MAX when backrest in Runner and Rhythm always the same upholstery as the seat, when backrest in String mesh - black Valencia

Irrespective of the type of the backrest, headrest is always the same upholstery as the seat.

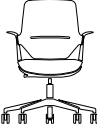
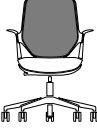


Pace Soft Seat - additional pocket spring insert in the seat for improved support and enhanced seating comfort, raises the seat by 15mm



# Profim TRILLO PRO

## ITO Design

- Easily adjustable basic functions.
- Synchro self mechanism ensures adjustment to user's weight
- Several versions to choose from: backrest in plastic or with upholstered pad, plastics in two colours, two types of mechanisms and four- and five-star bases.
- Collection is completed by the TrilloPro hocker, a chair ideal for high table tops
- Blue Angel certificate - confirms that our chair is environmentally friendly

Item no	Base model +	Price Group (PG)	0	①	②	③	④	⑤	Price
MSX200ST00	Profim TRILLO PRO 20ST <ul style="list-style-type: none"> <li>• plastic backrest</li> <li>• self mechanism</li> <li>• 5-star base</li> <li>• base: black</li> </ul>		2 143	2 308	2 396	2 496	2 681	2 781	
MSX210ST00	Profim TRILLO PRO 21ST <ul style="list-style-type: none"> <li>• plastic backrest with upholstered pad</li> <li>• self mechanism</li> <li>• 5-star base</li> <li>• base: black</li> </ul>		2 506	2 737	2 913	3 022	3 463	3 374	
MSX200HS00	Profim TRILLO PRO 20HST <ul style="list-style-type: none"> <li>• plastic backrest</li> <li>• self mechanism</li> <li>• 4-star base, high</li> <li>• base: black / white / graphite / polished aluminum / MetallicPro</li> </ul>		2 604	2 781	2 879	2 879	3 161	3 340	
MSX210HS00	Profim TRILLO PRO 21HST <ul style="list-style-type: none"> <li>• plastic backrest with upholstered pad</li> <li>• self mechanism</li> <li>• 4-star base, high</li> <li>• base: black / white / graphite / polished aluminum / MetallicPro</li> </ul>		2 951	3 219	3 389	3 389	3 939	3 932	
<b>Accessories/Options/Surcharges:</b>									
7BASC006	Base: lightgray (Only for: 20ST, 21ST)								181

**0 price group: Alba, Evo, Next,**

**1 price group: Cura Loop, Medley, Sprint, Valencia, Xtreme**

**2 price group: Select, Tonal**

**3 price group: Capture, Mainline Flax, Oceanic, Parcel Loop, Step, Synergy, Technicolour**

**4 price group: Steelcut 3, Steelcut Trio 3**

Castors/glides:

- hard castors - for soft floors (set),
- soft castors - for hard floors (set),
- teflon glides - universal (set).

When ordering please clearly indicate the chosen option.

Plastic colours:- black, grey (RAL 7043), light grey (RAL 7047).

Plastic elements: backrest and armrests.

In models 20ST / 21ST / 30ST / 31ST:

- base colour black - plastic elements black or grey (RAL 7043), castors black, gas lift black,
- base colour lightgrey - plastic elements lightgrey (RAL 7047), castors lightgrey, gas lift lightgrey.

In models 20HST / 21HST:

- base colour black / MetallicPro - plastic elements black, castors black,
- base colour white - plastic elements lightgrey (RAL 7047), castors lightgrey,
- base colour graphite - plastic elements black or grey (RAL 7043), castors black,
- base colour polished aluminium - plastic elements black, grey (RAL 7043) and castors black or plastic elements light grey (RAL 7047) and castors lightgrey.

In models 30ST / 31ST castors are equipped with reverse brake, which enable chair from moving away while seated.

Please clearly indicate on your order the chosen option.



[www.blauer-engel.de/uz117](http://www.blauer-engel.de/uz117)




Visitor chairs



# Profim ANA

Tias Eckhoff

- Polypropylene (PP) shell in various colours.

Item no	Base model +	Price Group (PG)	Price Group						Price	
			0	①	②	③	④	⑤		⑥
4340	Profim ANA 4340 • Without upholstery									706
4340s	Profim ANA 4340s • Upholstered seat		1 115	1 145	1 175	1 278	1 347	1 466	1 877	
4340sr	Profim ANA 4340sr • Upholstered seat and back		1 451	1 500	1 529	1 667	1 757	1 912	2 448	
<b>Accessories/Options/Surcharges:</b>										
3YES	Linking device, welded. Must be specified at time of order. Can not be retrofitted. Please observe that chairs with linking device manufactured before January 2021 are not compatible with the current version									110
PD303	Felt glides - 4 units.									66
149285	Chair trolley									3 147
M400-1/2/3/4	Writing tablet in 12 mm beech or birch veneer, frame - only MetallicPro. Right/left									1 060
RS091016	Plastic link, black, detachable									41

- 0 price group: Alba, Evo, Next,**
- 1 price group: Cura Loop, Xtreme**
- 2 price group: Select, Tonal**
- 3 price group: Capture, Mainline Flax, Oceanic, Parcel Loop, Step, Synergy, Technicolour**
- 4 price group: Steelcut 3, Steelcut Trio 3**

Frame of 19 x 1.5 mm tubular steel available in various colours.

Weight 3.7 kg model 4340.


Height: Seat 430 mm, Back 400 mm, Chair width 490 mm, Chair height 825 mm, Chair depth 515 mm.

Stackable up to 12 chairs without upholstery (height: 1.83 m), 10 chairs with seat upholstery (height: 1.65 m) and 7 chairs with seat and back upholstery.

Can be linked together using linking device - see options.

Table suspension Profim Ana. See Profim Eminent table.

Graphite shell colour in recycled PP.



S=Standard Collection – normal delivery time from factory 10-15 working days. Applicable when all component options (fabric, shell, frame/legs) are standard(S).







E=Extended Collection – normal delivery time from factory 20-30 working days. Applicable when any or all component options selected are extended (E).





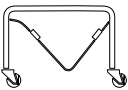
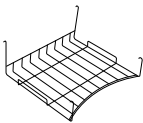
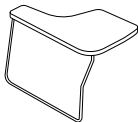
For larger orders, please contact Customer Service for delivery details.



# Profim ARIZ

- Wide configuration possibilities with several plastic colours and a wide range of upholstery fabrics
- Plastic, upholstered, and mesh versions.
- Version with comfortable armrest available
- Possibility of high stacking (up to 45 pieces on a special trolley for chair transport)
- Option to join in rows, mount writing top and newspaper basket
- Möbelfakta certificate - a guarantee of durability, safety, environmental care and social responsibility during the production process

Item no	Base model +	Price Group (PG)	0	①	②	③	④	⑤	Price
MWE500V000	Profim ARIZ 550V • plastic seat and backrest • frame: black								1222
MWE550V000	Profim ARIZ 555V • plastic seat • mesh backrest • frame: black								1464
MWE600V000	Profim ARIZ 560V • upholstered seat • plastic backrest • frame: black		1383	1472	1552	1614	1755	1801	
MWE700V000	Profim ARIZ 570V • upholstered seat and backrest • frame: black		1643	1811	2071	2153	2258	2402	
MWE750V000	Profim ARIZ 575V • upholstered seat • mesh backrest • frame: black		1650	1755	1820	1893	2038	2110	
MWE500CV00	Profim ARIZ 550CV • bar stool • plastic seat and backrest • frame: black								1697

Item no	Base model +	Price Group (PG)	0	①	②	③	④	⑤	Price
MWE550CV00	Profim ARIZ 555CV • bar stool • plastic seat • mesh backrest • frame: black								1876
MWE600CV00	Profim ARIZ 560CV • bar stool • upholstered seat • plastic backrest • frame: black		1835	1949	2038	2120	2239	2365	
MWE700CV00	Profim ARIZ 570CV • bar stool • upholstered seat and backrest • frame: black		2094	2289	2548	2650	2777	2955	
MWE750CV00	Profim ARIZ 575CV • bar stool • upholstered seat • mesh backrest • frame: black		2103	2232	2297	2389	2515	2664	
MWE000W001	Profim ARIZ Chairs' trolley								2905
MPDWEKO000	Profim ARIZ Newspapers bin (K)								318
MPDWEBL000	Profim ARIZ Table top (B)								988

### Accessories/Options/Surcharges:

7COPR002	Frames colours: MetallicPro, White RAL 9016, Deep Green RAL 6004, Navy Blue RAL 5003, Burgundy RAL 3005, Salvia/Green RAL 6021, Blue RAL 5014, Terracota RAL 3012 (Only for: 550CV, 550V, 555CV, 555V, 560CV, 560V, 570CV, 570V, 575CV, 575V)	26
7COPR003	Frames colours: Lightgrey; Grey (Only for: 550CV, 550V, 555CV, 555V, 560CV, 560V, 570CV, 570V, 575CV, 575V)	92
7ARMR001	Armrests - metal, polypropylene pad (set) (Only for: 550V, 555V, 560V, 570V, 575V)	560

**0 price group: Alba, Evo, Next,**

**1 price group: Cura Loop, Medley, Sprint, Valencia, Xtreme**

**2 price group: Select, Tonal**

**3 price group: Capture, Mainline Flax, Oceanic, Parcel Loop, Step, Synergy, Technicolour**

**4 price group: Steelcut 3, Steelcut Trio 3**

Glides:

- standard - teflon glides (universal),
- option - felt glides (for hard floors).

When ordering please clearly indicate the chosen option.

Colours of plastics:

black (CODE 01), white (CODE 20), gray blue (CODE 503), olive green (CODE 513), red (CODE 3020), navy (CODE 516), ashen (CODE 517, seats made of post-consumer recycled plastic).

In models Ariz 555/575 backrest frame only in colours: black, white and ashen.

Available versions with mesh backrest (in Ariz 555 model):

- black plastic seat (CODE 01) + black backrest frame (CODE 01) + black mesh,
- white plastic seat (CODE 20) + white backrest frame (CODE 20) + black mesh,
- ashen plastic seat (CODE 517) + ashen backrest frame (CODE 517) + black mesh.

In standard there is no option of different colours of backrest and seat.

Type of mesh: GZ.

Accessories only for 550V / 555V / 560V / 570V / 575V models:

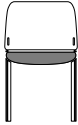
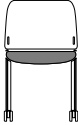
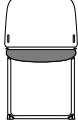
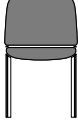
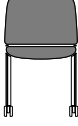
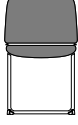

- Chairs' trolley - frame colour is always black.
- Table top (B) - assembled on the left or right hand, available in chairs without armrests only, table top's frame colour is always chrome.
- Newspapers bin (K) - mounted under the seat, colour is always chrome.



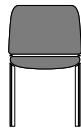
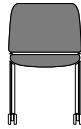
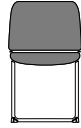


# Profim BIT

- Cantilever- or leg-mounted version
- Stackable
- Option to join in rows
- Choice of plastic or upholstered seat and plastic, mesh or upholstered backrest

Item no	Base model +	Price Group (PG)	0	①	②	③	④	⑤	Price
MBT500H000	Profim BIT 550H <ul style="list-style-type: none"> <li>• 4-legged</li> <li>• plastic seat and backrest</li> <li>• frame: black</li> </ul>								1222
MBT500HC00	Profim BIT 550HC <ul style="list-style-type: none"> <li>• 4-legged</li> <li>• on castors</li> <li>• plastic seat and backrest</li> <li>• frame: black</li> </ul>								1657
MBT500V000	Profim BIT 550V <ul style="list-style-type: none"> <li>• cantilever</li> <li>• plastic seat and backrest</li> <li>• frame: black</li> </ul>								1552
MBT550H000	Profim BIT 555H <ul style="list-style-type: none"> <li>• 4-legged</li> <li>• plastic seat</li> <li>• mesh backrest</li> <li>• frame: black</li> </ul>								1505
MBT550HC00	Profim BIT 555HC <ul style="list-style-type: none"> <li>• 4-legged</li> <li>• on castors</li> <li>• plastic seat</li> <li>• mesh backrest</li> <li>• frame: black</li> </ul>								1941
MBT550V000	Profim BIT 555V <ul style="list-style-type: none"> <li>• cantilever</li> <li>• plastic seat</li> <li>• mesh backrest</li> <li>• frame: black</li> </ul>								1788

Item no	Base model +	Price Group (PG)	0	①	②	③	④	⑤	Price
MBT600H000	Profim BIT 560H <ul style="list-style-type: none"> <li>• 4-legged</li> <li>• seat upholstered pad</li> <li>• plastic backrest</li> <li>• frame: black</li> </ul>		1479	1690	1868	1868	2087	2167	
MBT600HC00	Profim BIT 560HC <ul style="list-style-type: none"> <li>• 4-legged</li> <li>• on castors</li> <li>• seat upholstered pad</li> <li>• plastic backrest</li> <li>• frame: black</li> </ul>		1915	2126	2304	2304	2522	2603	
MBT600V000	Profim BIT 560V <ul style="list-style-type: none"> <li>• cantilever</li> <li>• seat upholstered pad</li> <li>• plastic backrest</li> <li>• frame: black</li> </ul>		1804	1981	2200	2200	2401	2552	
MBT700H000	Profim BIT 570H <ul style="list-style-type: none"> <li>• 4-legged</li> <li>• seat and backrest upholstered pads</li> <li>• frame: black</li> </ul>		1675	1933	2345	2345	2766	2720	
MBT700HC00	Profim BIT 570HC <ul style="list-style-type: none"> <li>• 4-legged</li> <li>• on castors</li> <li>• seat and backrest upholstered pads</li> <li>• frame: black</li> </ul>		2110	2369	2781	2781	3201	3156	
MBT700V000	Profim BIT 570V <ul style="list-style-type: none"> <li>• cantilever</li> <li>• seat and backrest upholstered pads</li> <li>• frame: black</li> </ul>		1972	2264	2652	2652	3081	3077	
MBT750H000	Profim BIT 575H <ul style="list-style-type: none"> <li>• 4-legged</li> <li>• seat upholstered pad</li> <li>• mesh backrest</li> <li>• frame: black</li> </ul>		1747	1933	2127	2212	2354	2467	

Item no	Base model +	Price Group (PG)	0	①	②	③	④	⑤	Price
MBT750HC00	Profim BIT 575HC • 4-legged • on castors • seat upholstered pad • mesh backrest • frame: black		2 183	2 369	2 563	2 648	2 789	2 903	
MBT750V000	Profim BIT 575V • cantilever • seat upholstered pad • mesh backrest • frame: black		2 062	2 256	2 442	2 540	2 652	2 834	
MBT800H000	Profim BIT 580H • 4-legged • seat and backrest fully upholstered • frame: black		1 675	2 321	3 194	3 323	3 761	3 705	
MBT800HC00	Profim BIT 580HC • 4-legged • on castors • seat and backrest fully upholstered • frame: black		2 110	2 756	3 630	3 758	4 196	4 141	
MBT800V000	Profim BIT 580V • cantilever • seat and backrest fully upholstered • frame: black		1 972	2 636	3 509	3 649	4 076	4 070	
<b>Accessories/Options/Surcharges:</b>									
7COPR002	Frames colours: MetallicPro, White RAL 9016, Deep Green RAL 6004, Navy Blue RAL 5003, Burgundy RAL 3005, Salvia/Green RAL 6021, Blue RAL 5014, Terracota RAL 3012								27
7COPR003	Frames colours: Lightgrey; Grey								164
7ARMR001	Armrests - plastic, always black (set)								260
7SEQU001	Quilting - pad or front side of the seat (Q1) (Only for: MBT600H000, 560HC, 560V, 570H, 570HC, 570V, 575H, 575HC, 575V, 580HC)								343
7BAQU001	Quilting - pad or front of the backrest (Q2) (Only for: 570H, 570HC, 570V)								284

**0 price group: Alba, Evo, Next,**

**1 price group: Cura Loop, Medley, Sprint, Valencia, Xtreme**

**2 price group: Select, Tonal**

**3 price group: Capture, Mainline Flax, Oceanic, Parcel Loop, Step, Synergy, Technicolour**

**4 price group: Steelcut 3, Steelcut Trio 3**

Glides:

- standard - teflon glides (universal),
- option - felt glides (for hard floors).

Castors in HC model:

- universal.

When ordering please clearly indicate the chosen option.

Plastic of backrest and seat - always black.

Backrest mesh - always black.

Types of mesh: Runner.







Quilting - extra charge to all price groups, lead time 30-40 working days.







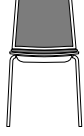









# Profim COM





## Paul Brooks

- Five types of bases allow any configuration
- The collection is completed with a barstool on a metal wire frame
- The square shape of the shell has four finishing options: plywood, with upholstered seat pad, with seat and backrest pad or fully upholstered
- The shell can come in different finishes: lacquered plywood, lined with natural veneer or HPL laminate which is scratch resistant

Item no	Base model +	Price Group (PG)	Price Group						Price
			0	①	②	③	④	⑤	
MCM120H000	Profim COM K12H • 4-legged • frame: black • plywood shell								1098
MCM120V000	Profim COM K12V • cantilever • wire frame • frame: black • stackable • plywood shell								1183
MCM120CV00	Profim COM K12CV • barstool • frame: black • plywood shell								1653
MCM120HF00	Profim COM K12HF • "spider" frame • frame: black • plywood shell								2232
MCM120HS00	Profim COM K12HS • "spider" frame • frame: black • swivel • plywood shell								2485
MCM120HC00	Profim COM K12HC • "spider" frame • frame: black • on castors • plywood shell								2525

Item no	Base model +	Price Group (PG)	Price Group						Price
			0	①	②	③	④	⑤	
MCM220H000	Profim COM K22H <ul style="list-style-type: none"> <li>• 4-legged</li> <li>• frame: black</li> <li>• plywood shell</li> <li>• seat upholstered pad</li> </ul>		1383	1440	1584	1655	1727	2016	2158
MCM220V000	Profim COM K22V <ul style="list-style-type: none"> <li>• cantilever</li> <li>• wire fame</li> <li>• frame: black</li> <li>• stackable</li> <li>• plywood shell</li> <li>• seat upholstered pad</li> </ul>		1464	1524	1679	1754	1829	2137	2288
MCM220CV00	Profim COM K22CV <ul style="list-style-type: none"> <li>• barstool</li> <li>• frame: black</li> <li>• plywood shell</li> <li>• seat upholstered pad</li> </ul>		1916	1997	2194	2296	2395	2794	2993
MCM220HF00	Profim COM K22HF <ul style="list-style-type: none"> <li>• "spider" frame</li> <li>• frame: black</li> <li>• plywood shell</li> <li>• seat upholstered pad</li> </ul>		2487	2590	2850	2980	3112	3628	3886
MCM220HS00	Profim COM K22HS <ul style="list-style-type: none"> <li>• "spider" frame</li> <li>• frame: black</li> <li>• swivel</li> <li>• seat upholstered pad</li> </ul>		2731	2845	3102	3232	3362	3881	4140
MCM220HC00	Profim COM K22HC <ul style="list-style-type: none"> <li>• "spider" frame</li> <li>• frame: black</li> <li>• on castors</li> <li>• seat upholstered pad</li> </ul>		2769	2883	3143	3272	3403	3919	4179
MCM320H000	Profim COM K32H <ul style="list-style-type: none"> <li>• 4-legged</li> <li>• frame: black</li> <li>• plywood shell</li> <li>• seat and backrest upholstered pads</li> </ul>		1737	1809	1993	2082	2173	2536	2716

Item no	Base model +	Price Group (PG)	Price Group						Price
			0	①	②	③	④	⑤	
MCM320V000	Profim COM K32V <ul style="list-style-type: none"> <li>• cantilever</li> <li>• wire frame</li> <li>• frame: black</li> <li>• stackable</li> <li>• plywood shell</li> <li>• seat and backrest upholstered pads</li> </ul>		1821	1896	2085	2179	2275	2654	2842
MCM320HF00	Profim COM K32HF <ul style="list-style-type: none"> <li>• "spider" frame</li> <li>• frame: black</li> <li>• plywood shell</li> <li>• seat and backrest upholstered pads</li> </ul>		2845	2964	3260	3408	3557	4150	4445
MCM320HS00	Profim COM K32HS <ul style="list-style-type: none"> <li>• "spider" frame</li> <li>• frame: black</li> <li>• swivel</li> <li>• seat and backrest upholstered pads</li> </ul>		3088	3217	3512	3661	3809	4401	4698
MCM320HC00	Profim COM K32HC <ul style="list-style-type: none"> <li>• "spider" frame</li> <li>• frame: black</li> <li>• on castors</li> <li>• seat and backrest upholstered pads</li> </ul>		3125	3256	3551	3701	3848	4441	4737
MCM420H000	Profim COM K42H <ul style="list-style-type: none"> <li>• 4-legged</li> <li>• frame: black</li> <li>• fully upholstered</li> </ul>		1558	1623	1788	1868	1951	2275	2437
MCM420V000	Profim COM K42V <ul style="list-style-type: none"> <li>• cantilever</li> <li>• wire frame</li> <li>• frame: black</li> <li>• stackable</li> <li>• fully upholstered</li> </ul>		1643	1712	1882	1967	2052	2395	2568
MCM420CV00	Profim COM K42CV <ul style="list-style-type: none"> <li>• barstool</li> <li>• frame: black</li> <li>• fully upholstered</li> </ul>		2039	2124	2338	2441	2549	2974	3186

Item no	Base model +	Price Group (PG)	Price Group						Price
			0	①	②	③	④	⑤	
MCM420HF00	Profim COM K42HF • "spider" frame • frame: black • fully upholstered		2 666	2 777	3 055	3 194	3 333	3 887	4 166
MCM420HS00	Profim COM K42HS • "spider" frame • frame: black • swivel • fully upholstered		2 909	3 029	3 307	3 446	3 584	4 141	4 418
MCM420HC00	Profim COM K42HC • "spider" frame • frame: black • on castors • fully upholstered		2 946	3 069	3 346	3 486	3 626	4 180	4 458
MCM000CTH0	Profim COM CTH • Trolley for transportation								1 613
<b>Accessories/Options/Surcharges:</b>									
7TFRA018	Frame: V1 - cantilever with metal frame (Only for: K12V, K22V, K32V, K42V)								418
7TFRA019	Frame: V2 - reversed cantilever (Only for: K12V, K22V, K32V, K42V)								92
7COPR002	Frames colours: MetallicPro, White RAL 9016, Deep Green RAL 6004, Navy Blue RAL 5003, Burgundy RAL 3005, Salvia/Green RAL 6021, Blue RAL 5014, Terracota RAL 3012 (Only for: K12CV, K12H, K12HC, K12HF, K12HS, K12V, K22CV, K22H, K22HC, K22HF, K22HS, K22V, K32H, K32HC, K32HF, K32HS, K32V, K42CV, K42H, K42HC, K42HF, K42HS, K42V)								34
7COPR003	Frames colours: Lightgrey; Grey (Only for: K12CV, K12H, K12HC, K12HF, K12HS, K12V, K22CV, K22H, K22HC, K22HF, K22HS, K22V, K32H, K32HC, K32HF, K32HS, K32V, K42CV, K42H, K42HC, K42HF, K42HS, K42V)								152
7COPR006	Frame colour: Gold (Only for: K12HC, K12HF, K12HS, K22HC, K22HF, K22HS, K32HC, K32HF, K32HS, K42HC, K42HF, K42HS)								374
7ARMR001	Armrests (Only for: K12H, K12V, K22H, K22V, K32H, K32V, K42H, K42V)								413
7ADEQ006	Rubber suspension bumpers, only for versions with 2P armrests (Only for: K12H, K12V, K22H, K22V, K32H, K32V, K42H, K42V)								15
7TARM003	Plywood pad for armrest (Only for: K12CV, K12H, K12V, K22CV, K22H, K22V, K32H, K32V, K42CV, K42H, K42V)								200
	HPL LW01 (white), LW02 (black), LW03 (light gray )LW04 (grey), LW06 (dark blue), LW07 (light burgundy )(grey) (Only for: K12CV, K12H, K12HC, K12HF, K12HS, K12V, K22CV, K22H, K22HC, K22HF, K22HS, K22V, K32H, K32HC, K32HF, K32HS, K32V)								578
	Natural veneers Ash (NA), Beech (NB), Oak (NO), Walnut (NW) (Only for: K12CV, K12H, K12HC, K12HF, K12HS, K12V, K22CV, K22H, K22HC, K22HF, K22HS, K22V, K32H, K32HC, K32HF, K32HS, K32V)								376

**Accessories/Options/Surcharges:**

---

	Natural colored veneers (ash): White (CNA01), Black (CNA02), Dark green (CNA05), Navy blue (CNA06), Burgundy (CNA07) (Only for: K12CV, K12H, K12HC, K12HF, K12HS, K12V, K22CV, K22H, K22HC, K22HF, K22HS, K22V, K32H, K32HC, K32HF, K32HS, K32V)	376
7SEQU001	Quilting - pad or front side of the seat (Q1) (Only for: K22H, K22HC, K22HF, K22HS, K22V, K32H, K32HC, K32HF, K32HS, K32V)	269
7BAQU001	Quilting - pad or front of the backrest (Q2) (Only for: K32H, K32HC, K32HF, K32HS, K32V)	269
7SHQU004	Quilting - front side of the shell (Q3) (Only for: K42H, K42HC, K42HF, K42HS, K42V)	597
7JIRO001	Possibility of joining in rows (Only for: K12H, K12V, K22H, K22V, K32H, K32V, K42H, K42V)	222
7TATO002	Table top 2PB - extra charge: version with armrests (Only for: K12H, K22H, K32H, K42H)	812
7HAND002	Shell with cut-out (C) in upper part of the backrest, enabling moving the chair (Only for: K12H, K12HC, K12HF, K12HS, K12V, K22H, K22HC, K22HF, K22HS, K22V, K32H, K32HC, K32HF, K32HS, K32V)	34

---

**0 price group: Alba, Evo, Next,**

**1 price group: Cura Loop, Medley, Sprint, Valencia, Xtreme**

**2 price group: Select, Tonal**

**3 price group: Capture, Mainline Flax, Oceanic, Parcel Loop, Step, Synergy, Technicolour**

**4 price group: Steelcut 3, Steelcut Trio 3**

**5 price group: Leather**

**6 price group: Paloma**

Colours of plywood - standard colours of lacquer: H6, H12, H5

Natural veneers -Ash (NA), Beech (NB), Oak (NO), Walnut (NW)

Coloured natural veneers - White Ash CNA01, Black Ash CNA02, Deep Green Ash CNA05 (RAL 6004), Navy Blue Ash CNA06 RAL 5003, Burgundy Ash CNA07 RAL 3005

HPL - White LW01 (RAL 9016), Light Grey LW03, Grey LW04 (RAL 7037), Black LW02 (RAL 9011), Navy Blue LW06 (RAL 5003), Light Burgundy LW07 (RAL 3004)

Glides:

- standard - teflon glides (universal).

- option - felt glides (for hard floors).

When ordering please clearly indicate the chosen option.

Armrest pad: Version V1 - plastic pad, always black.

Version Com K12 / K22 / K32 colour and type of plywood pad is always the same as shell.

Versions Com K4 (fully upholstered) armrest plywood pad finishing:

- Colours of plywood - standard colours of lacquer: H6, H12, H5

- Natural veneers -Ash (NA), Beech (NB), Oak (NO), Walnut (NW)

- Coloured natural veneers - White Ash CNA01, Black Ash CNA02, Deep Green Ash CNA05 (RAL 6004), Navy Blue Ash CNA06 RAL 5003, Burgundy Ash CNA07 RAL 3005

- HPL - White LW01 (RAL 9016), Light Grey LW03, Grey LW04 (RAL 7037), Black LW02 (RAL 9011), Navy Blue LW06 (RAL 5003), Light Burgundy LW07 (RAL 3004)

Please clearly indicate the chosen option.

Armrests:

- 2P - metal, polypropylene pad (set) - does not apply to versions V and V2,

- 2P - metal, plywood pad (set) - does not apply to versions V , V1 and V2.

Possibility to hang the chair with 2P armrests. An optional rubber protective bumper prevents scratching the table surface.

Quilting - extra charge to all price groups, lead time 30-40 working days.



Frame version: V2




Frame version: V1



# Profim COM Accessories

## COM

Paul Brooks



### Joining in rows (H/V)

The linking part is an integral part of the chair, therefore it cannot be purchased and assembled at a later stage. The linking part is suitable for versions: H / H 2P / H 2PB / V.

Linking part is made of stainless steel and black plastic.

The total width of two connected chairs is:

- version H - 1160 mm,
- version H 2P/ H2PB - 1240-1310 mm,
- version V - 1170 mm



### Joining in rows (V1/V2)

The linking part is suitable for versions: V1 / V1 2P / V2. Always in black.

Total width of two connected chairs:

- version V1 - 985-1075 mm,
- version V1 2P - 1150-1220 mm,
- version V2 - 1165-1245 mm.



### Trolley for transportation (CTH)

Trolley with a handle.

Available colours: black, metallic.

Always with soft castors.

Dimension: 1000 x 1010 x 630 mm



### "Anti-panic" system (APA)\*

"Anti-panic" connectors for chairs without armrests (refers only to the H versions).

Always in black.

Total width of two connected chairs: 1030 mm.



### "Anti-panic" system (APB)\*

"Anti-panic" connectors for chairs with armrests/ armrests with table top (refers only to the H versions).

Always in black.

Total width of two connected chairs: 1220-1290 mm.



### "Anti-panic" system (APD)\*

"Anti-panic" system for connecting rows (refers only to the H versions).

The price is for 1 connector.

Always in black.



### Shell with cut-out (C)

Shell with cut-out in upper part of the backrest, enabling moving the chair. Do not concern versions with shell fully upholstered.









### Table top (2PB)


The table top is an integral part of 2PB models therefore it cannot be purchased separately. It is assembled on the right side of the chair and is equipped with anti-panic system which prevents blocking the table top in case of sudden movement. It's always black composite. Maximum table load: 15kg.

# Profim NOOR 4-LEG

StokkeAustad, Form Us With Love, Susanne Grønlund Design and Flokk design team

- Armrests available in matching colours to frame
- Stackable up to 10 chairs, 5 chairs with armrests (upholstered and unupholstered models)
- Table suspension for Profim Noor 6050/55 to Profim Eminent frame table available (See Eminent table)
- Red Dot Design award 2013
- Norwegian Design Council – Award for Design Excellence

Item no	Base model +	Price Group (PG)	Price Group						Price	
			0	①	②	③	④	⑤		⑥
6050	Profim NOOR 6050 • Polypropylene chair									1576
6055	Profim NOOR 6055 • 3D veneer chair • Oak									5517
6050s	Profim NOOR 6050S • Polypropylene chair • Seat upholstery		1763	1816	1857	1947	2003	2260	2556	
6050sb	Profim NOOR 6050sb • Polypropylene chair • Seat + back upholstery		2032	2095	2139	2246	2308	2609	2951	
6050f	Profim NOOR 6050f • Polypropylene chair • Fully upholstered in selected fabrics. See below Accessories/options for complete list		2445	2526	2575	2706	2780	3144		
6055s	Profim NOOR 6055s • 3D veneer chair • Oak • Seat upholstery		5507	5681	5798	6086	6259	7073	7997	

Item no	Base model +	Price Group (PG)	Price Group						Price
			0	①	②	③	④	⑤	
6055sb	Profim NOOR 6055sb • 3D veneer chair • Oak • Seat + back upholstery		5 777	5 961	6 080	6 387	6 566	7 418	8 389

**Accessories/Options/Surcharges:**

99000005	Row connection device	85
AR809	Noor armrests pair	739
SH30006	Additional price* for dark stained oak 3D veneer shell (Only for: 6055, 6055s, 6055sb)	349
149285	Chair trolley	3 147
PD303	Felt glides - 4 units.	70

**0 price group: Alba, Evo\*, Next\***

**1 price group: Cura Loop, Xtreme**

**2 price group: Select, Tonal**

**3 price group: Capture, Mainline Flax, Oceanic, Parcel Loop, Step, Synergy, Technicolour**

**4 price group: Steelcut 3, Steelcut Trio 3**

\*not available for Noor 6050F

6-8 mm polypropylene (PP) and 6.7 mm 3D veneer shells (oak or dark stained oak\*)

16x2 mm 4 leg tubular steel base

Weight: 5.7 kg model 6050, 4.7 kg model 6055

Seat height 439 mm, Back height 357 mm, Chair width 543 mm, Chair width w/armrests 550 mm, Chair height 835 mm, Chair depth 490 mm



149285



										
	Poppy (E)	Vanilla (S)	Straw (E)	Rose (E)	Coral (E)	Sky (E)	Oak (S)	Dark stained Oak* (E)		
										
	Sea Green (S)	Teal Blue (S)	Forest (E)	Misty Grey (S)	Clay (S)	Graphite (S)				
										
	Lingon (E)	Snow (E)	Rose (E)	Sea Green (S)	Teal Blue (S)	Forest (E)	Misty Grey (E)	Black (S)	Metalsilver (S)	Steelgrey (S)

S=Standard Collection - normal production time 10-15 working days. Applicable when all component options (fabric, shell, frame/legs) are standard (S).

E=Extended Collection - normal production time 20-30 working days. Applicable when any or all component options selected are extended (E).





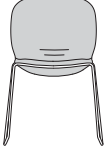

For larger orders, please contact Customer Service for delivery details.




# Profim NOOR SLEDGEBASE

StokkeAustad, Form Us With Love, Susanne Grønlund Design and Flokk design team

- Armrests available in matching colours to frame
- Stackable up to 10 chairs, 5 chairs with armrests (upholstered and unupholstered models)
- Table suspension for Profim Noor 6060/65 to Profim Eminent frame table available.
- Red Dot Design - 'Best of the best' award winner 2013
- Norwegian Design Council - Award for Design Excellence

Item no	Base model +	Price Group (PG)	Price Group						Price	
			0	①	②	③	④	⑤		⑥
6060	Profim NOOR 6060 • Polypropylene chair									1801
6065	Profim NOOR 6065 • 3D veneer chair • Oak									5742
6060s	Profim NOOR 6060s • Polypropylene chair • Seat upholstery		1975	2035	2079	2183	2245	2534	2868	
6060sb	Profim NOOR 6060sb • Polypropylene chair • Seat + back upholstery		2244	2316	2363	2483	2553	2883	3261	
6060f	Profim NOOR 6060f • Polypropylene chair • Fully upholstered in selected fabrics. See below Accessories/options for complete list		2667	2755	2807	2948	3032	3426		
6065s	Profim NOOR 6065s • 3D veneer chair • Oak • Seat upholstery		5720	5900	6021	6322	6502	7346	8308	

Item no	Base model +	Price Group (PG)	Price Group						Price
			0	①	②	③	④	⑤	
6065sb	Profim NOOR 6065sb • 3D veneer chair • Oak • Seat + back upholstery		5 992	6 180	6 307	6 620	6 810	7 691	8 701

**Accessories/Options/Surcharges:**

AR809	Noor armrests pair	739
SH30006	Additional price* for dark stained oak 3D veneer shell (Only for: 6065, 6065s, 6065sb)	349
149285	Chair trolley	3 147
99000005	Row connection device	85
PD303	Felt glides - 4 units.	71

**0 price group: Alba, Evo\*, Next\***

**1 price group: Cura Loop, Xtreme**

**2 price group: Select, Tonal**

**3 price group: Capture, Mainline Flax, Oceanic, Parcel Loop, Step, Synergy, Technicolour**

**4 price group: Steelcut 3, Steelcut Trio 3**

\*not available for Noor 6060F

6-8 mm polypropylene (PP) and 6.7 mm 3D veneer shells (oak or dark stained oak\*) 12 mm steel sledgebase Weight: 6.5 kg model 6060, 6.2 kg model 6065  
Seat height 439 mm, Back height 357 mm, Chair width 557 mm, Chair height 835 mm, Chair depth 525 mm

S=Standard Collection – normal production time 10-15 working days. Applicable when all component options (fabric, shell, frame/legs) are standard (S).

E=Extended Collection – normal production time 20-30 working days. Applicable when any or all component options selected are extended (E).

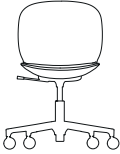
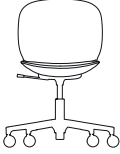
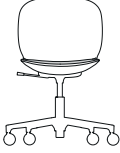
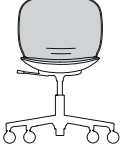
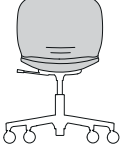
For larger orders, please contact Customer Service for delivery details.

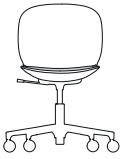
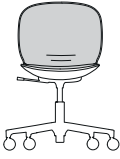


# Profim NOOR FOOTBASE

StokkeAustad, Form Us With Love, Susanne Grønlund Design and Flokk design team

- Standard gaslift B black
- Seat mechanism and footbase (Ø665 mm) in black painted aluminium as standard.
- Polished aluminium seat mechanism and footbase available as option. Seat mechanism, gaslift and footbase in white lacquered aluminium available as option
- Armrest available in black, white or metal silver
- Table suspension for Profim Noor 6070/75 to Profim Eminent frame table available.
- Red Dot Design Award 2013
- Norwegian Design Council – Award for Design Excellence

Item no	Base model +	Price Group (PG)	0	①	②	③	④	⑤	⑥	Price
6070	Profim NOOR 6070 • Polypropylene chair									2625
6075	Profim NOOR 6075 • 3D veneer chair • Oak									6566
6070s	Profim NOOR 6070s • Polypropylene chair • Seat upholstery		2762	2848	2908	3051	3139	3544	4010	
6070sb	Profim NOOR 6070sb • Polypropylene chair • Seat + back upholstery		3029	3124	3190	3348	3444	3892	4401	
6070f	Profim NOOR 6070f • Polypropylene chair • Fully upholstered in selected fabrics. See below Accessories/options for complete list		3482	3592	3666	3846	3957	4469		

Item no	Base model +	Price Group (PG)	Price Group						Price
			0	①	②	③	④	⑤	
6075s	Profim NOOR 6075s • 3D veneer chair • Oak • Seat upholstery		6 503	6 708	6 846	7 187	7 395	8 355	9 450
6075sb	Profim NOOR 6075sb • 3D veneer chair • Oak • Seat + back upholstery		6 775	6 990	7 132	7 490	7 703	8 700	9 842

#### Accessories/Options/Surcharges:

125182	Glides, 58 mm	0
FB3004	Polished aluminium footbase (Ø665 mm) with seat mechanism	546
FB3013	White lacquered aluminium footbase (Ø665 mm), gas lift and seat mechanism in matching white	453
AR809	Noor armrests pair	739
SH30006	Additional price* for dark stained oak 3D veneer shell (Only for: 6075, 6075s, 6075sb)	349
TH310	Table hanger, cannot be used with armrests.	191

0 price group: Alba, Evo\*, Next\*

1 price group: Cura Loop, Xtreme

2 price group: Select, Tonal

3 price group: Capture, Mainline Flax, Oceanic, Parcel Loop, Step, Synergy, Technicolour


4 price group: Steelcut 3, Steelcut Trio 3

\*not available for Noor 6070F

6-8 mm polypropylene (PP) and 6.7 mm 3D veneer shells (oak or dark stained oak\*)

Weight: 8.0 kg model 6070, 7.6 kg model 6075

Seat height 355-490 mm, back height 357 mm, chair width and depth 665 mm, chair height 727-857 mm



S=Standard Collection – normal production time 10-15 working days. Applicable when all component options (fabric, shell, frame/legs) are standard (S).

E=Extended Collection – normal production time 20-30 working days. Applicable when any or all component options selected are extended (E).







For larger orders, please contact Customer Service for delivery details.




# Profim NOOR WOODEN LEGS

StokkeAustad, Form Us With Love, Susanne Grønlund Design and Flokk design team

- Seat frame in black painted aluminium as standard.
- Wooden legs: natural stained ash as standard.
- Not stackable
- Red Dot Design Award 2013
- Norwegian Design Council – Award for Design Excellence

Item no	Base model +	Price Group (PG)	Price Group						Price	
			0	①	②	③	④	⑤		⑥
6080	Profim NOOR 6080 • Polypropylene chair									4 113
6085	Profim NOOR 6085 • 3D veneer chair • Oak									8 055
6080s	Profim NOOR 6080s • Polypropylene chair • Seat upholstery		4 170	4 302	4 390	4 609	4 741	5 357	6 058	
6080sb	Profim NOOR 6080sb • Polypropylene chair • Seat + back upholstery		4 441	4 582	4 674	4 912	5 052	5 705	6 454	
6080f	Profim NOOR 6080f • Polypropylene chair • Fully upholstered in selected fabrics. See below Accessories/options for complete list		4 945	5 100	5 206	5 463	5 621	6 348		
6085s	Profim NOOR 6085s • 3D veneer chair • Oak • Seat upholstery		7 918	8 167	8 334	8 753	8 999	10 167	11 498	

Item no	Base model +	Price Group (PG)	Price Group						Price
			0	①	②	③	④	⑤	
6085sb	Profim NOOR 6085sb • 3D veneer chair • Oak • Seat + back upholstery		8 186	8 445	8 618	9 050	9 309	10 514	11 893

**Accessories/Options/Surcharges:**

SH30006	Additional price* for dark stained oak 3D veneer shell (Only for: 6085, 6085s, 6085sb)	349
FC3008	Additional price for seat frame in polished aluminium	155
PD303	Felt glides - 4 units.	70

0 price group: Alba, Evo\*, Next\*

1 price group: Cura Loop, Xtreme

2 price group: Select, Tonal

3 price group: Capture, Mainline Flax, Oceanic, Parcel Loop, Step, Synergy, Technicolour

4 price group: Steelcut 3, Steelcut Trio 3

\*not available for Noor 6080F

6-8 mm polypropylene (PP) and 6.7 mm 3D veneer shells (oak or dark stained oak\*)

Weight: 5.4 kg model 6080, 4.6 kg model 6085

Seat height 439 mm, Back height 357 mm, Chair width 490 mm, Chair height 832 mm, Chair depth 480 mm



S=Standard Collection – normal production time 10-15 working days. Applicable when all component options (fabric, shell, frame/legs) are standard (S).

E=Extended Collection – normal production time 20-30 working days. Applicable when any or all component options selected are extended (E).





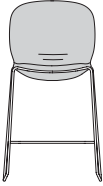

For larger orders, please contact Customer Service for delivery details.




# Profim NOOR UP

StokkeAustad, based on the design of the RBM Noor of StokkeAustad, Form Us With Love, Susanne Grønlund Design and Flokk design team

- Suitable for tables around 90 cm high
- Armrests available in matching colours to frame
- Stackable up to 5 chairs

Item no	Base model +	Price Group (PG)	Price Group						Price	
			0	①	②	③	④	⑤		⑥
6090	Profim NOOR UP 6090 • Polypropylene chair									2456
6095	Profim NOOR UP 6095 • 3D veneer chair • Oak									6399
6090s	Profim NOOR UP 6090s • Polypropylene chair • Seat upholstery		2599	2682	2736	2871	2953	3339	3775	
6090sb	Profim NOOR UP 6090sb • Polypropylene chair • Seat + back upholstery		2869	2959	3019	3170	3261	3686	4167	
6090f	Profim NOOR UP 6090f • Polypropylene chair • Fully upholstered in selected fabrics. See below Accessories/options for complete list		3312	3417	3487	3665	3766	4255		
6095s	Profim NOOR UP 6095s • 3D veneer chair • Oak • Seat upholstery		6347	6546	6681	7012	7212	8146	9214	

Item no	Base model +	Price Group (PG)	Price Group						Price
			0	①	②	③	④	⑤	
6095sb	Profim NOOR UP 6095sb • 3D veneer chair • Oak • Seat + back upholstery		6 615	6 825	6 963	7 310	7 519	8 495	9 610

**Accessories/Options/Surcharges:**

PD303	Felt glides - 4 units.	71
AR809	Noor armrests pair	739
SH30006	Additional price* for dark stained oak 3D veneer shell (Only for: 6095, 6095s, 6095sb)	349

**0 price group: Alba, Evo\*, Next\***

**1 price group: Cura Loop, Xtreme**

**2 price group: Select, Tonal**

**3 price group: Capture, Mainline Flax, Oceanic, Parcel Loop, Step, Synergy, Technicolour**

**4 price group: Steelcut 3, Steelcut Trio 3**

\*not available for Noor 6090F

6-8 mm polypropylene (PP) and 6.7 mm 3D veneer shells (oak or dark stained oak\*)

Weight: 7.7 kg model 6090, 7.2 kg model 6095

12 mm medium-high steel sledgebase

Seat height 630 mm, Back height 357 mm, Chair width 565 mm, Chair height 1025 mm, Chair depth 548 mm



S=Standard Collection - normal production time 10-15 working days. Applicable when all component options (fabric, shell, frame/legs) are standard (S).

E=Extended Collection - normal production time 20-30 working days. Applicable when any or all component options selected are extended (E).


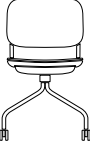
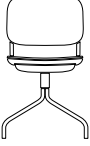

For larger orders, please contact Customer Service for delivery details.



# Profim NORMO

## Studio Ganszyniec

- Chair designed for work and meetings
  - Solid metal construction guarantees stability regardless of intensity of use
  - Our first circular product
  - Manufactured without the use of glue or staples for easy disassembly
  - The seat structure is created from 100% recycled plastic (PP)
  - Normo can be separated/disassembled and recycled up to 94%

Item no	Base model +	Price Group (PG)	Price Group						Price
			0	①	②	③	④	⑤	
MKN500H000	Profim NORMO 500H • 4 legged • seat and backrest upholstered		1 755	1 949	2 232	2 322	2 596	2 589	2 991
MKN500HC00	Profim NORMO 500HC • spider' frame on castors • seat and backrest upholstered		2 427	2 612	2 896	3 012	3 260	3 359	3 880
MKN500HS00	Profim NORMO 500HS • spider' frame on glides • swivel • seat and backrest upholstered		2 604	2 797	3 081	3 203	3 429	3 574	4 128
MKN500V000	Profim NORMO 500V • cantilever • seat and backrest upholstered		1 811	2 005	2 289	2 379	2 636	2 654	3 066
<b>Accessories/Options/Surcharges:</b>									
7ARMR020	SP - metal armrests, short								267
7ARMR021	LP - metal armrests, long								318

**0 price group: Alba, Evo, Next**

**1 price group: Cura Loop, Medley, Xtreme**

**2 price group: Select, Tonal**

**3 price group: Capture, Mainline Flax, Oceanic, Parcel Loop, Step, Synergy, Technicolour**

**4 price group: Steelcut 3, Steelcut Trio 3**

Frames colours:

- Black RAL 9005
- MetallicPro
- White RAL 9016
- Lightgrey
- Grey
- Deep green RAL 6004
- Navy blue RAL 5003
- Burgundy RAL 3005
- Salvia/Green RAL 6021
- Blue RAL 5014
- Terracota RAL 3012

Glides:

- teflon glides (universal),
- felt glides (for hard floors).

Castors in HC model:

- universal.

When ordering please clearly indicate the chosen option.



Armrest SP






Armrest LP



# Profim ZOO

## Paul Brooks

- Variety of configurations
- Available in different versions: on four legs or on legs with castors, with plastic or upholstered seat, plastic or upholstered backrest, with or without armrests
- Available in three plastic colours (black, grey and light grey) and five frame colours

Item no	Base model +	Price Group (PG)	0	①	②	③	④	⑤	Price
MZO522H000	Profim ZOO 522H • 4-legged • frame: black • plastic seat and backrest								1472
MZO502H000	Profim ZOO 502H • 4-legged • frame: black • upholstered seat • plastic backrest		1 666	1 811	1 925	2 001	2 369	2 232	
MZO500H000	Profim ZOO 500H • 4-legged • frame: black • upholstered seat and backrest		2 384	2 693	3 009	3 129	3 711	3 490	
<b>Accessories/Options/Surcharges:</b>									
7TFRA005	Frame HC - 4-legged version with castors								436
7COPR002	Frames colours: MetallicPro, White RAL 9016, Deep Green RAL 6004, Navy Blue RAL 5003, Burgundy RAL 3005, Salvia/Green RAL 6021, Blue RAL 5014, Terracota RAL 3012								27
7COPR003	Frames colours: Lightgrey; Grey								164
7ARMR001	Armrests								327
7TATO002	Table top								597
7JIRO001	Possibility of joining in rows								234

**0 price group: Alba, Evo, Next,**

**1 price group: Cura Loop, Medley, Sprint, Valencia, Xtreme**

**2 price group: Select, Tonal**

**3 price group: Capture, Mainline Flax, Oceanic, Parcel Loop, Step, Synergy, Technicolour**

**4 price group: Steelcut 3, Steelcut Trio 3**

Glides:

- standard - teflon glides (universal),
- option - felt glides (for hard floors).

Castors in HC models:

- universal castors

When ordering please clearly indicate the chosen option.

Plastic colours for seats, backrests and armrests:

black (RAL 9005), grey, lightgrey.

It is possible to freely join the colours of seat, backrest and armrests.

Although in one RAL/NCS, the colour of individual elements of the chair such as seat, backrest, armrests and frame, can vary due to different types of materials used.

Seat cover always black (RAL 9005),

In model Zoo 500 without armrests the plastic elements

connecting the frame with backrest are:

- black frame - always black (RAL 9005),
- MetallicPro, chrome frame - always grey
- grey / lightgrey frame - always in frame colour.




Frame version: HC




## ZOO

Paul Brooks



**Table top (2PB)**

The table top is an integral part of 2PB models therefore it cannot be purchased separately. It is assembled on the right side of the chair and is equipped with anti-panic system which prevents blocking the table top in case of sudden movement. It's always black composite. Maximum table load: 15 kg.



**Joining in rows - 4-legged version**

The linking part is an integral part of the chair, therefore it cannot be purchased and assembled at a later stage. The linking part is suitable for versions on 4 legs (H/H 2P/H 2PB). Linking part is made of stainless steel and black plastic. The total width of two connected chairs is:  
- no armrests - 1070 mm,  
- with armrests - 1260 mm.



**„Anti-panic” system (APA)\***

"Anti-panic" connectors for chairs without armrests. Available colours: black, metallic. Total width of two connected chairs: 1120 mm. The anti-panic system meets EN 14703 norm.



**„Anti-panic” system (APB)\***

"Anti-panic" connectors for chairs with armrests. Always in black. Total width of two connected chairs: 1170 mm. The anti-panic system meets EN 14703 norm.



**„Anti-panic” system (APC)\***

"Anti-panic" connectors for chairs with armrests and a table top. Always in black. Total width of two connected chairs: 1350 mm. The anti-panic system meets EN 14703 norm.



**„Anti-panic” system (APD)\***

"Anti-panic" system for connecting rows. The price is for 1 connector. Always in black. The anti-panic system meets EN 14703 norm.



**Trolley for transportation (CTH)**

Trolley with a handle.  
Available colours: black  
Always with soft castors.  
Dimensions: 1000 x 1000 x 600 mm

Sofas

Armchairs





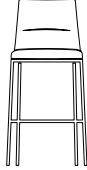

Modular systems



# Profim CHIC

Christophe Pillet

- The seat is equipped with the return memory (it returns to the starting position by itself)
- Restaurant and bar chairs with a range of bases and armchairs with a swivel base or with glides
- Möbelfakta certificate - a guarantee of durability, safety, environmental care and social responsibility during the production process

Item no	Base model +	Price Group (PG)	Price Group						Price
			0	①	②	③	④	⑤	
MCC210H000	Profim CHIC 21H • chair • metal legs • frame: MetallicPro; Black RAL 9005; White RAL 9016; Deep Green RAL 6004; Navy Blue RAL 5003; Burgundy RAL 3005; Salvia/Green RAL 6021, Blue RAL 5014; Terracota RAL 3012 • without armrests		3 230	3 365	3 699	3 869	4 037	4 711	5 045
MCC200H000	Profim CHIC 20H • chair • metal legs • frame: MetallicPro; Black RAL 9005; White RAL 9016; Deep Green RAL 6004; Navy Blue RAL 5003; Burgundy RAL 3005; Salvia/Green RAL 6021, Blue RAL 5014; Terracota RAL 3012 • with armrests		3 530	3 677	4 047	4 231	4 413	5 149	5 517
MCC200F000	Profim CHIC 20F • chair • base: polished aluminium • 4-star base		4 064	4 234	4 658	4 870	5 081	5 929	6 350
MCC100FU00	Profim CHIC 10FU • armchair		5 160	5 376	5 913	6 181	6 451	7 523	8 063
MCC210CH00	Profim CHIC 21CH • bar stool without armrests • metal legs • frame: MetallicPro; Black RAL 9005; White RAL 9016; Deep Green RAL 6004; Navy Blue RAL 5003; Burgundy RAL 3005; Salvia/Green RAL 6021, Blue RAL 5014; Terracota RAL 3012		3 776	3 934	4 329	4 525	4 723	5 505	5 901
MCC200CH00	Profim CHIC 20CH • bar stool • metal legs • frame: MetallicPro; Black RAL 9005; White RAL 9016; Deep Green RAL 6004; Navy Blue RAL 5003; Burgundy RAL 3005; Salvia/Green RAL 6021, Blue RAL 5014; Terracota RAL 3012		4 079	4 248	4 673	4 885	5 097	5 947	6 373

### Accessories/Options/Surcharges:

7TFRA011	Frame: HW - wooden legs beech wood - H5, H6, H12 (HW) (Only for: 20H, 21H)	2104
7TGAS003	Gas lift with memory (Only for: 20F)	578
7TFRA022	Gas lift with memory without height adjustment (Only for: 10FU)	1394
7COPR003	Frames colours: Lightgrey; Grey (Only for: 20CH, 20H, 21CH, 21H)	152
7COPR006	Frame colour: Gold (Only for: 20H, 21H)	304

**0 price group: Alba, Evo, Next,**

**1 price group: Cura Loop, Medley, Sprint, Valencia, Xtreme**

**2 price group: Select, Tonal**

**3 price group: Capture, Mainline Flax, Oceanic, Parcel Loop, Step, Synergy, Technicolour**

**4 price group: Steelcut 3, Steelcut Trio 3**

**5 price group: Leather**

**6 price group: Paloma**

Glides:

- standard - teflon glides (universal),

- option - felt glides (for hard floors).

When ordering please clearly indicate the chosen option.



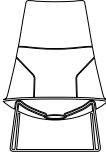
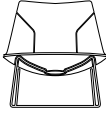
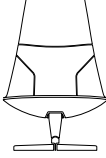



Frame version: HW



# Profim CHIC LOUNGE

Christophe Pillet

- Characteristic detail in the form of vertical stitching
- Two backrest levels – for different needs and different users
- Possibility to combine leather and fabric in one cover
- Possibility to choose different upholstery colours
- Cushion and footrest increase the comfort of rest
- Attractive price/quality ratio
- Möbelfakta certificate - a guarantee of durability, safety, environmental care and social responsibility during the production process

Item no	Base model +	Price Group (PG)	①	②	③	④	⑤	⑥	Price
MCLA10V300	Profim CHIC LOUNGE A10V3 • armchair • high backrest • wire frame • frame: MetallicPro; Black RAL 9005; White RAL 9016; Deep Green RAL 6004; Navy Blue RAL 5003; Burgundy RAL 3005; Salvia/Green RAL 6021, Blue RAL 5014; Terracota RAL 3012		6 487	7 134	7 459	7 784	9 079	11 070	
MCLA20V300	Profim CHIC LOUNGE A20V3 • armchair • low backrest • wire frame • frame: MetallicPro; Black RAL 9005; White RAL 9016; Deep Green RAL 6004; Navy Blue RAL 5003; Burgundy RAL 3005; Salvia/Green RAL 6021, Blue RAL 5014; Terracota RAL 3012		5 830	6 413	6 704	6 996	8 162	9 623	
MCLA10F000	Profim CHIC LOUNGE A10F • armchair • high backrest • 4-star base • frame: MetallicPro; Black RAL 9005; White RAL 9016; Deep Green RAL 6004; Navy Blue RAL 5003; Burgundy RAL 3005; Salvia/Green RAL 6021, Blue RAL 5014; Terracota RAL 3012		8 368	9 204	9 622	10 043	11 714	13 101	
MCLA20F000	Profim CHIC LOUNGE A20F • armchair • low backrest • 4-star base • frame: MetallicPro; Black RAL 9005; White RAL 9016; Deep Green RAL 6004; Navy Blue RAL 5003; Burgundy RAL 3005; Salvia/Green RAL 6021, Blue RAL 5014; Terracota RAL 3012		7 712	8 482	8 868	9 252	10 797	11 613	
MCLPV30000	Profim CHIC LOUNGE PV3 • footrest • wire frame • frame: MetallicPro; Black RAL 9005; White RAL 9016; Deep Green RAL 6004; Navy Blue RAL 5003; Burgundy RAL 3005; Salvia/Green RAL 6021, Blue RAL 5014; Terracota RAL 3012		3 549	3 904	4 084	4 260	4 968	5 767	
MCLCU00000	Profim CHIC LOUNGE CU • high backrest cushion		600	659	688	719	837	1 213	

---

**Accessories/Options/Surcharges:**

---

7COPR003	Frames colours: Lightgrey; Grey (Only for: A10F, A10V3, A20F, A20V3, PV3)	152
7COPR006	Frame colour: Gold (Only for: A10F, A20F)	526
7COPR006	Frame colour: Gold (Only for: A10V3, A20V3, PV3)	374

---

**1 price group: Cura Loop, Medley, Xtreme**

**2 price group: Select, Tonal**

**3 price group: Capture, Mainline Flax, Oceanic, Parcel Loop, Step, Synergy, Technicolour**

**4 price group: Steelcut 3, Steelcut Trio 3**

Glides:

- standard - teflon glides (universal),

- option - felt glides (for hard floors).

When ordering please clearly indicate the chosen option.

Option of mixing colours of the same fabric according to below scheme:

A - inner part of shell colour, B - outer part of shell colour.

In case of order of such option, following example should be specified: SC-67097/SC-60132 (where SC-67097 - A, SC-60132 - B).

Option is available at no extra charge.


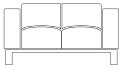
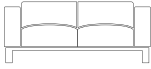
In models A10V3/A10F it is possible to order extra cushion for the backrest.



# Profim DECENTA

## Studio Ganszyniec

- The collection includes an armchair and 2- and 3-seater sofas
- The collection is complemented by tables in two sizes

Item no	Base model +	Price Group (PG)	①	②	③	④	⑤	⑥	Price
MDC100H000	Profim Decenta 10H • armchair • legs • frame: black		9 466	9 964	11 857	13 252	15 045	17 237	
MDC200H000	Profim Decenta 20H • 2-seat sofa • legs • frame: black		13 277	13 975	16 630	18 587	21 103	24 177	
MDC300H000	Profim Decenta 30H • 3-seat sofa • legs • frame: black		16 676	17 553	20 888	23 346	26 506	30 367	

### Accessories/Options/Surcharges:

7COPR003	Frames colours: Lightgrey; Grey	164
7COPR002	Frames colours: MetallicPro, White RAL 9016, Deep Green RAL 6004, Navy Blue RAL 5003, Burgundy RAL 3005, Salvia/Green RAL 6021, Blue RAL 5014, Terracota RAL 3012	27

**1 price group: Cura Loop, Medley, Sprint, Valencia, Xtreme**

**2 price group: Select, Tonal**

**3 price group: Capture, Mainline Flax, Oceanic, Parcel Loop, Step, Synergy, Technicolour**

**4 price group: Steelcut 3, Steelcut Trio 3**

**5 price group: Leather**

**6 price group: Paloma**

Glides

Standard:

- hard glides - for soft floors (models 10H/20H/30H),

Option:



- felt glides - for hard floors (models 10H/20H/30H).

When ordering please clearly indicate the chosen option.

# Profim DECENTA TABLE

## Studio Ganszyniec

- Tables in two sizes
- On legs

Item no	Base model +	Price Group (PG)	①	②	Price
MDCS20H000	Profim Decenta Table S2H • small table • 850 x 340 x 850 mm • legs • frame: black		6 571	7 115	
MDCS10H000	Profim Decenta Table S1H • large table • 1200 x 340 x 850 mm • legs • frame: black		8 230	8 714	
<b>Accessories/Options/Surcharges:</b>					
7COPR003	Frames colours: Lightgrey; Grey				164
7COPR002	Frames colours: MetallicPro, White RAL 9016, Deep Green RAL 6004, Navy Blue RAL 5003, Burgundy RAL 3005, Salvia/Green RAL 6021, Blue RAL 5014, Terracota RAL 3012				27

### 1. Natural veneers / Natural colored veneers (ash)

#### 2. HPL

#### Natural veneers

Ash (NA), Beech (NB), Oak (NO), Walnut (NW)

#### Natural colored veneers (ash)

White (CNA01), Black (CNA02), Dark green (CNA05), Navy blue (CNA06), Burgundy (CNA07)

#### HPL

White (LW01), Light Grey (LW03); Grey (LW04), Black (LW02), Navy Blue (LW06), Light Burgundy (LW07)

There is a possibility of any combination of the top and frame colors.

Natural veneers: Ash (NA); Beech (NB); Oak (NO); Walnut (NW) - delivery time 30 business days.






Natural colored veneers: delivery time 30 business days.




HPL worktops: delivery time 30 business days.

# Profim ELLIE PRO

## ITO Design

- Quick and easy adjustment with the synchro self mechanism (height and tilt adjustment).
- Mechanism fully integrated into the seat
- Possibility of choosing two-colour upholstery
- Several types and colours of bases (four- and five-star bases and metal wire frame or version with wooden legs)
- Blue Angel certificate - confirms that our chair is environmentally friendly

Item no	Base model +	Price Group (PG)	0	①	②	③	④	⑤	Price
MHB100ST00	Profim ELLIE PRO 10ST • swivel armchair • Self mechanism • high backrest • 5-star base • base: black		5 505	6 079	7 045	7 327	9 558	10 639	
MHB200ST00	Profim ELLIE PRO 20ST swivel armchair Self mechanism low backrest 5-star base base: black		5 424	5 650	6 215	6 497	6 780	7 911	
MHB100HS00	Profim ELLIE PRO 10HST • swivel armchair • Self mechanism • high backrest • high 4-star base • base: MetallicPro; Black RAL 9005; White RAL 9016; Deep Green RAL 6004; Navy Blue RAL 5003; Burgundy RAL 3005; Salvia/Green RAL 6021, Blue RAL 5014; Terracota RAL 3012, polished aluminum		6 063	6 316	6 948	7 262	7 579	8 842	
MHB200HS00	Profim ELLIE PRO 20 HST • swivel armchair • Self mechanism • low backrest • high 4-star base • base: MetallicPro; Black RAL 9005; White RAL 9016; Deep Green RAL 6004; Navy Blue RAL 5003; Burgundy RAL 3005; Salvia/Green RAL 6021, Blue RAL 5014; Terracota RAL 3012, polished aluminum		5 844	6 087	6 697	7 000	7 303	8 521	
MHB100V000	Profim ELLIE PRO 10V3 • swivel armchair • Self mechanism • high backrest • wire frame • base: MetallicPro; Black RAL 9005; White RAL 9016; Deep Green RAL 6004; Navy Blue RAL 5003; Burgundy RAL 3005; Salvia/Green RAL 6021, Blue RAL 5014; Terracota RAL 3012, polished aluminum		6 350	6 615	7 275	7 608	7 936	9 260	

Item no	Base model +	Price Group (PG)	0	①	②	③	④	⑤	Price
MHB200V000	Profim ELLIE PRO 20V3 • swivel armchair • Self mechanism • low backrest • wire frame • base: MetallicPro; Black RAL 9005; White RAL 9016; Deep Green RAL 6004; Navy Blue RAL 5003; Burgundy RAL 3005; Salvia/Green RAL 6021, Blue RAL 5014; Terracota RAL 3012, polished aluminum		6 132	6 387	7 025	7 345	7 664	8 940	
MHB100HW00	Profim ELLIE PRO 10HW • swivel armchair • Self mechanism • high backrest • wooden legs • frame: beech wood - H5, H6, H12		8 063	8 398	9 241	9 659	10 081	11 761	
MHB200HW00	Profim ELLIE PRO 20HW • swivel armchair • Self mechanism • low backrest • wooden legs • frame: beech wood - H5, H6, H12		7 844	8 170	8 989	9 398	9 806	11 440	
<b>Accessories/Options/Surcharges:</b>									
7BASC008	Light Gray (Only for: 10ST, 20ST)								82
7TARM006	Upholstered armpad - leather pad on the armrests								148
7COPR002	Frames colours: MetallicPro, White RAL 9016, Deep Green RAL 6004, Navy Blue RAL 5003, Burgundy RAL 3005, Salvia/Green RAL 6021, Blue RAL 5014, Terracota RAL 3012 (Only for: 10HST, 20 HST)								27
7COPR003	Frames colours: Lightgrey; Grey (Only for: 10HST, 20 HST)								164
7COPR003	Frames colours: Lightgrey; Grey (Only for: 10V3, 20V3)								152
7CFRA025	Frame : metalsilver (Only for: 10V3, 20V3)								176
7COPR006	Frame colour: Gold (Only for: 10V3, 20V3)								516

**0 price group: Alba, Evo, Next,**

**1 price group: Cura Loop, Medley, Xtreme**

**2 price group: Select, Tonal**

**3 price group: Capture, Mainline Flax, Oceanic, Parcel Loop, Step, Synergy, Technicolour**

**4 price group: Steelcut 3, Steelcut Trio 3**

Castors / glides:

Standard:

- hard castors - for soft floors.

Option:

- soft castors - for hard floors,

- teflon glides – universal,

- felt glides - for hard floors.

When ordering please clearly indicate the chosen option.

In case of armrests with a leather pad, the threads will always be the same as the upholstery inside the shell.

In models HST, V3, HW Self mechanism is not height adjustable.

Option of mixing colours of the same fabric according to below scheme:

A - inner part of shell colour, B - outer part of shell colour.

In case of order of such option, following example should be specified: SC-67097/SC-60132 (where SC-67097 - A, SC-60132 - B). Option is available at no extra charge.



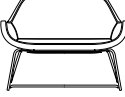






[www.blauer-engel.de/uz117](http://www.blauer-engel.de/uz117)

# Profim FAN

Piotr Kuchciński

- Several types of bases - glides and castors as well as wooden legs which perfectly match the SW40 and Revo tables
- Additional cushion improves comfort of use
- The collection also includes a cantilever sofa
- Two types of thread to choose from (upholstery colour or decorative thread)
- Möbelfakta certificate - a guarantee of durability, safety, environmental care and social responsibility during the production process

Item no	Base model +	Price Group (PG)	Price Group						Price
			0	①	②	③	④	⑤	
MFN100H000	Profim FAN 10H • armchair • 4-legged • frame: black		2 915	3 037	3 493	3 796	4 098	4 554	4 857
MFN100V000	Profim FAN 10V • armchair • cantilever • frame: black		3 108	3 235	3 722	4 045	4 370	4 854	5 177
MFN200V000	Profim FAN 20V • 2-seat sofa • cantilever • frame: black		4 246	4 917	5 839	6 072	7 803	6 785	9 202
MFN100R000	Profim FAN 10R • swivel armchair • round base • Gas lift with memory • base: MetallicPro, Black RAL 9005, White RAL 9016, Deep Green RAL 6004, Navy Blue RAL 5003, Burgundy RAL 3005, Salvia/Green RAL 6021, Blue RAL 5014, Terracota RAL 3012		3 856	4 327	4 754	4 946	5 912	5 556	6 956
MFN100F000	Profim FAN 10F • swivel armchair • 4-star base • base: polished aluminum		4 213	4 642	5 071	5 274	6 226	5 912	7 270
MFN100T000	Profim Fan 10T • swivel armchair • Tilt mechanism • base: black		3 114	3 542	3 971	4 128	5 071	4 754	6 089

Item no	Base model +	Price Group (PG)	Price Group						Price
			0	①	②	③	④	⑤	
MFN100E000	Profim FAN 10E swivel armchair Economic mechanism base: black		2 806	3 252	3 680	3 827	4 787	4 464	5 806

MFN1000000	Profim FAN CU • seat cushion for FAN 10 version		424	441	512	726	886	939	997
------------	--	---	-----	-----	-----	-----	-----	-----	-----

#### Accessories/Options/Surcharges:

7TFRA010	Frame: HS - swivel version on glides (Only for: 10H)	296
7TFRA009	Frame: HC - version with castors (Only for: 10H)	354
7TFRA011	Frame: HW - wooden legs - beech wood: H5, H6, H12 (Only for: 10H)	1 310
7COPR002	Frames colours: MetallicPro, White RAL 9016, Deep Green RAL 6004, Navy Blue RAL 5003, Burgundy RAL 3005, Salvia/Green RAL 6021, Blue RAL 5014, Terracota RAL 3012 (Only for: 10H, 10V)	26
7COPR002	Frames colours: MetallicPro, White RAL 9016, Deep Green RAL 6004, Navy Blue RAL 5003, Burgundy RAL 3005, Salvia/Green RAL 6021, Blue RAL 5014, Terracota RAL 3012 (Only for: 20V)	49
7COPR006	Frame colour: Gold (Only for: 10H, 10V)	374
7COPR006	Frame colour: Gold (Only for: 20V)	736
7COPR003	Frames colours: Lightgrey; Grey (Only for: 10H, 10R, 10V, 20V)	152
7BASC027	Base: MetallicPro (Only for: 10E, 10T)	267
7BASC003	Base: polished aluminum (Only for: 10E)	578
7CPLY010	Oak wood H06, HO12, HO11 - Additional charge for 7TFRA011 (Only for: 10H)	234
7TGAS003	Gas lift with memory (Only for: 10F)	617

- 0 price group: Alba, Evo, Next,
- 1 price group: Cura Loop, Medley, Sprint, Valencia, Xtreme
- 2 price group: Select, Tonal
- 3 price group: Capture, Mainline Flax, Oceanic, Parcel Loop, Step, Synergy, Technicolour
- 4 price group: Steelcut 3, Steelcut Trio 3
- 5 price group: Leather
- 6 price group: Paloma

Castors / glides

Standard:

- universal castors (models 10HC),
- hard castors (models 10T/10E)
- soft castors (models 10T/10E)
- teflon glides – universal (models 10F/10H/10HS/10HW),
- hard glides - for soft floors (models 10V/20V).

Option:

- teflon glides – universal (10T/10E),
- felt glides - for hard floors (10H/10HS/10HW/10V/20V/10F),
- felt pads under the base - for hard floors (model 10R).

















When ordering please clearly indicate the chosen option.

Model 10HW: wooden legs: beech wood - H5, H6, H12,

Two options of threads:

- upholstery matching threads
- decorative threads:

**DECORATIVE THREADS**

Color name		Approximate color from Pantone®
White		PANTONE 11-0608 TCX
Grey		PANTONE 18-0601 TCX
Dark grey		PANTONE 19-3901 TCX
Black		PANTONE 19-4004 TCX
Dark blue		PANTONE 19-3933 TCX
Blue		PANTONE 17-4139 TCX
Dark green		PANTONE 19-6050 TCX
Green		PANTONE 17-0324 TCX
Neon green		PANTONE 14-0340 TCX
Yellow		PANTONE 17-0949 TCX
Orange		PANTONE 17-1145 TCX
Neon orange		PANTONE 16-1364 TCX
Red		PANTONE 19-1758 TCX
Beige		PANTONE 14-1208 TCX
Brown		PANTONE 19-1218 TCX
Silver		PANTONE 14-4201 TCX

Option is available at no extra charge.



Frame version: 10HC







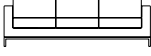
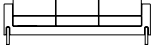
Frame version: 10HW



# Profim MYTURN SOFA

## Paul Brooks

- The collection includes an armchair and 2- and 3-seater sofas (on cantilever or legs)
- The collection is complemented by tables in two sizes

Item no	Base model +	Price Group (PG)	①	②	③	④	⑤	⑥	Price
MEX100H000	Profim MYTURN SOFA 10H • armchair • legs • frame: black		9 680	10 648	11 131	11 616	13 549	14 517	
MEX100V000	Profim MYTURN SOFA 10V • armchair • cantilever • frame: black		10 294	11 320	11 836	12 351	14 408	15 439	
MEX200H000	Profim MYTURN SOFA 20H • 2-seat sofa • legs • frame: black		13 529	14 881	15 557	16 232	18 941	20 292	
MEX200V000	Profim MYTURN SOFA 20V • 2-seat sofa • cantilever • frame: black		13 869	15 256	15 950	16 644	19 418	20 807	
MEX300H000	Profim MYTURN SOFA 30H • 3-seat sofa • legs • frame: black		17 233	18 956	19 818	20 680	24 128	25 852	
MEX300V000	Profim MYTURN SOFA 30V • 3-seat sofa • cantilever • frame: black		17 518	19 272	20 146	21 023	24 526	26 278	

### Accessories/Options/Surcharges:

7QUEL006	Quilting - outer surface (Q7) (Only for: 10H, 10V)								913
----------	--	--	--	--	--	--	--	--	-----

**Accessories/Options/Surcharges:**

7QUEL006	Quilting - outer surface (Q7) (Only for: 20H, 20V)	1 339
7QUEL006	Quilting - outer surface (Q7) (Only for: 30H, 30V)	1 556
7CFRA051	Frame: MetallicPro	34

**1 price group: Cura Loop, Medley, Sprint, Valencia, Xtreme**

**2 price group: Select, Tonal**

**3 price group: Capture, Mainline Flax, Oceanic, Parcel Loop, Step, Synergy, Technicolour**

**4 price group: Steelcut 3, Steelcut Trio 3**

**5 price group: Leather**

**6 price group: Paloma**

Glides

Standard:

- hard glides - for soft floors (models 10H/20H/30H),

- felt pads - for hard floors (models 10V/20V/30V).

Option:

- felt glides - for hard floors (models 10H/20H/30H).





When ordering please clearly indicate the chosen option.

Quilting - extra charge to all price groups, lead time 30-40 working days.

# Profim MYTURN TABLE

## Paul Brooks

- Tables in two sizes
- On cantilever or legs

Item no	Base model +	Price Group (PG)	①	②	Price
MEXS20H000	Profim MYTURN TABLE S2H • small table • 850 x 300 x 850 mm • legs • frame: black		7 470	8 216	
MEXS20V000	Profim MYTURN TABLE S2V • small table • 850 x 300 x 850 mm • cantilever • frame: black		8 553	9 408	
MEXS10H000	Profim MYTURN TABLE S1H • large table • 1200 x 300 x 850 mm • legs • frame: black		8 382	9 220	
MEXS10V000	Profim MYTURN TABLE S1V • large table • 1200 x 300 x 850 mm • cantilever • frame: black		9 466	10 411	

### Accessories/Options/Surcharges:

7CFRA051	Frame: MetallicPro				34
----------	--------------------	--	--	--	----

### 1. Natural modified veneers (HM)

#### 2.HPL

Colours of natural modified veneers (HM): HM10 (bleached oak), HM11 (classic oak), HM12 (cardinal oak), HM20 (venge classic) - lead time 20-30 working days.

Colours of HPL (LW): LW01 (white), LW02 (black), LW04 (grey) - lead time 20-30 working days.

#### Glides

##### Standard:

- hard glides - for soft floors (models S2H/S1H)
- felt pads - for hard floors (models S2V/S1V)

##### Option:





- felt glides - for hard floors (models S2H/S1H)

When ordering please clearly indicate the chosen option.

# Profim NU

## Paul Brooks

- The inner and outer sections of the shell may have different coloured fabrics
- The shell is mounted on several types of bases
- The cushion will increase the comfort of rest
- Möbelfakta certificate - a guarantee of durability, safety, environmental care and social responsibility during the production process

Item no	Base model +	Price Group (PG)	Price Group						Price
			0	①	②	③	④	⑤	
MNU200H000	Profim NU 20H • armchair • swivel • 4-legged • frame: black		3 776	3 934	4 329	4 525	4 723	5 505	8 183
MNU200V000	Profim NU 20V3 • armchair • wire frame • frame: black		3 695	3 848	4 234	4 427	4 619	5 388	8 015
MNU200R000	Profim NU 20R • swivel armchair • round base • base: MetallicPro, White RAL 9016, Black RAL 9005, Deep Green RAL 6004, Navy Blue RAL 5003, Burgundy RAL 3005, Salvia/Green RAL 6021, Blue RAL 5014, Terracota RAL 3012		4 836	5 265	5 767	5 997	7 505	8 708	9 976
MNU200F000	Profim NU 20F • swivel armchair • 4-star base • base: polished aluminum		4 953	5 160	5 674	5 933	6 193	7 224	10 478

### Accessories/Options/Surcharges:

7TFRA009	Frame: HC - version with castors - white / graphite / polished aluminum (Only for: 20H)	491
7TFRA011	Frame: HW - wooden legs - beech wood: H5, H6, H12 (Only for: 20H)	899
7COPR006	Frame colour: Gold (Only for: 20H, 20V3)	374
7COPR003	Frames colours: Lightgrey; Grey (Only for: 20H)	164
7COPR003	Frames colours: Lightgrey; Grey (Only for: 20R, 20V3)	152
7COPR002	Frames colours: MetallicPro, White RAL 9016, Deep Green RAL 6004, Navy Blue RAL 5003, Burgundy RAL 3005, Salvia/Green RAL 6021, Blue RAL 5014, Terracota RAL 3012 (Only for: 20H)	27
7COPR002	Frames colours: MetallicPro, White RAL 9016, Deep Green RAL 6004, Navy Blue RAL 5003, Burgundy RAL 3005, Salvia/Green RAL 6021, Blue RAL 5014, Terracota RAL 3012 (Only for: 20V3)	34
7CFRA022	GRAPHITE (Only for: 20HC) (Only for: 20H)	
7SHQU006	Quilting - front side of the seat (Q5)	350

---

**Accessories/Options/Surcharges:**

---

7TGAS003

Gas lift with memory (Only for: 20F, 20R)

593

---

**0 price group: Alba, Evo, Next,****1 price group: Cura Loop, Medley, Sprint, Valencia, Xtreme****2 price group: Select, Tonal****3 price group: Capture, Mainline Flax, Oceanic, Parcel Loop, Step, Synergy, Technicolour****4 price group: Steelcut 3, Steelcut Trio 3**

Glides

Standard:

- teflon glides - universal (models 20HS/20HW/20V3/20F).

Option:

- hard castors - for soft floors (model 20H/20HC),

- soft castors - for hard floors (model 20H/20HC),

- teflon glides - universal (models 20H/20HS, 20HW),

- felt glides - for hard floors

When ordering please clearly indicate the chosen option.

Model 20HW: wooden legs: beech wood - H5, H6, H12.

Option of mixing colours of the same fabric according to below scheme:

A - cushion, B - inner part of the shell, C - outer part of the shell.

In case of order of such option, following example should be specified: SC-67097/SC-60132/SC-60999 (where SC-67097 - A, SC-60132 - B, SC-60999 - C).

Option is available at no extra charge.

Quilting - extra charge to all price groups, lead time 30-40 working days.



Frame version: 20HC



Frame version: 20HW

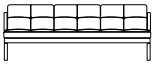


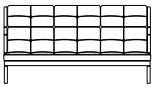
# Profim OCTOBER

Hilary Birkbeck

- Rich colours of finishes
- Possibility to use wooden legs
- Quilted cushions on the seat and backrest, finished with buttons
- Coffee tables come in two sizes, with a choice of two types of tops (wooden or wooden with glass insert)

Item no	Base model +	Price Group (PG)	①	②	③	④	⑤	⑥	Price
MOC1000000	Profim OCTOBER 10 • 1-seat pouffe • metal legs • frame: black		6 179	6 615	6 880	8 289	7 578	9 114	
MOC1100000	Profim OCTOBER 11 • armchair • metal legs • frame: black		8 766	9 463	9 840	12 429	12 794	17 030	
MOC1200000	Profim OCTOBER 12 • armchair • high backrest • metal legs • frame: black		10 497	11 443	11 902	16 158	16 101	22 418	
MOC2000000	Profim OCTOBER 20 • metal legs • frame: black		7 918	8 628	8 974	11 524	10 788	13 747	
MOC2100000	Profim OCTOBER 21 • 2-seat sofa • metal legs • frame: black		11 888	13 013	13 532	17 573	19 311	26 104	
MOC2200000	Profim OCTOBER 22 • 2-seat sofa • high backrest • metal legs • frame: black		14 347	15 746	16 375	22 360	23 607	32 882	

Item no	Base model +	Price Group (PG)	①	②	③	④	⑤	⑥	Price
MOC3100000	Profim OCTOBER 31 • 3-seat sofa • metal legs • frame: black		14 751	16 361	17 015	22 724	23 607	32 606	

MOC3200000	Profim OCTOBER 32 • 3-seat sofa • high backrest • metal legs • frame: black		18 624	20 435	21 253	29 210	32 032	45 747	
------------	---	---	--------	--------	--------	--------	--------	--------	--

#### Accessories/Options/Surcharges:

7CFRA001	Frame: chrome	
7CFRA006	Frame: wood - beech wood: H5, H6, H12	1 339
7CFRA051	Frame: MetallicPro	8

**1 price group: Cura Loop, Medley, Sprint, Valencia, Xtreme**

**2 price group: Select, Tonal**

**3 price group: Capture, Mainline Flax, Oceanic, Parcel Loop, Step, Synergy, Technicolour**

**4 price group: Steelcut 3, Steelcut Trio 3**

**5 price group: Leather**

**6 price group: Paloma**

Glides

Standard:

- without glides - metal legs,

- hard glides - for soft floors - wooden legs.

Option:

-felt glides - for hard floors.

When ordering please clearly indicate the chosen option.

Wooden legs - standard colours of lacquer (H5, H6, H12) - lead time 20-30 working days.

Option of mixing colours of the same fabric on cushions and shell according to below scheme:

A - cushions on the seat and back, B - shell.













In case of order of such option, following example should be specified: SC-67097/SC-60132 (where SC-67097 - A, SC-60132 - B). Option is available at no extra charge.

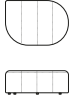
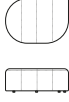
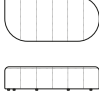
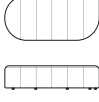
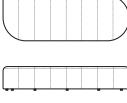
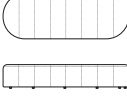

Colour of buttons is always the same as the colour of cushions upholstery.








# Profim REVO


Pearson Lloyd

- Represents a radical rethinking of the way office furniture is made.
- Created from recycled and infinitely recyclable REPP, instead of plywood
- Includes sofas, benches, screens, stools and tables in softly contoured, organic shapes
- With 96 configurations can be customised to suit every workspace, whatever its function or size
- The weight of the product is reduced by 40% lowering the carbon footprint during production and transportation by 13% and 40% respectively.
- Manufactured without the use of glue or staples for easy disassembly

Item no	Base model +	Price Group (PG)	0	①	②	③	④	⑤	⑥	Price
MRVP400000	Profim REVO P40 • Pouffe, • Ø 40 cm	 	3 854	4 016	4 417	4 619	4 818	5 623	8 238	
MRVP600000	Profim REVO P60 • Pouffe, • Ø 60 cm	 	4 665	4 860	5 347	5 590	5 834	6 805	10 187	
MRVSN15000	Profim REVO SN150R • Seat narrow, right • lenght 150 cm	 	9 065	9 442	10 387	10 860	11 333	13 220	18 898	
MRVSN150L0	Profim REVO SN150L • Seat narrow, left • lenght 150 cm	 	9 065	9 442	10 387	10 860	11 333	13 220	18 898	
MRVSN21000	Profim REVO SN210R • Seat narrow, right • lenght 210 cm	 	11 610	12 094	13 302	13 907	14 512	16 931	24 271	
MRVSN210L0	Profim REVO SN210L • Seat narrow, left • lenght 210 cm	 	11 610	12 094	13 302	13 907	14 512	16 931	24 271	

Item no	Base model +	Price Group (PG)	Price Group						Price
			0	①	②	③	④	⑤	
MRVSW12000	Profim REVO SW120R • Seat wide, right • lenght 120 cm		9 600	9 999	10 998	11 498	11 998	13 999	19 888
MRVSW120L0	Profim REVO SW120L • Seat wide, left • lenght 120 cm		9 600	9 999	10 998	11 498	11 998	13 999	19 888
MRVSW18000	Profim REVO SW180R • Seat wide, right • lenght 180 cm		12 776	13 309	14 639	15 304	15 969	18 631	26 479
MRVSW180L0	Profim REVO SW180L • Seat wide, left • lenght 180 cm		12 776	13 309	14 639	15 304	15 969	18 631	26 479
MRVSW24000	Profim REVO SW240R • Seat wide, right • lenght 240 cm		15 865	16 525	18 178	19 004	19 830	23 136	32 865
MRVSW240L0	Profim REVO SW240L • Seat wide, left • lenght 240 cm		15 865	16 525	18 178	19 004	19 830	23 136	32 865
MRVB900000	Profim REVO B90 • Backrest, • lenght 90 cm		3 444	3 587	3 946	4 125	4 305	5 022	7 333

Item no	Base model +	Price Group (PG)	Price Group						Price
			0	①	②	③	④	⑤	
MRVB120000	Profim REVO B120 • Backrest, • length 120 cm		4 122	4 294	4 724	4 939	5 153	6 010	8 755
MRVB180000	Profim REVO B180 • Backrest, • length 180 cm		5 865	6 110	6 720	7 027	7 332	8 554	12 481
MRVW900000	Profim REVO W90R • Screen, right • wide 90 cm		4 977	5 184	5 703	5 962	6 220	7 258	11 069
MRVW9000L0	Profim REVO W90L • Screen, left • wide 90 cm		4 977	5 184	5 703	5 962	6 220	7 258	11 069
MRVW120000	Profim REVO W120R • Screen, right • wide 120 cm		6 321	6 584	7 244	7 573	7 901	9 219	14 117
MRVW1200L0	Profim REVO W120L • Screen, left • wide 120 cm		6 321	6 584	7 244	7 573	7 901	9 219	14 117
MRVW180000	Profim REVO W180R • Screen, right • wide 180 cm		8 442	8 794	9 676	10 115	10 553	12 313	19 275

Item no	Base model +	Price Group (PG)	Price Group						Price
			0	①	②	③	④	⑤	
MRVW1800L0	Profim REVO W180L • Screen, left • wide 180 cm		8 442	8 794	9 676	10 115	10 553	12 313	19 275

#### Accessories/Options/Surcharges:

7ELEC004	Mediaport - electrical outlet 230V and USB-C (Only for: P60, SN150, SN150L, SN210R, SN210L, SW120R, SW120L, SW180R, SW180L, SW240R, SW240L)	1961
7TFOA003	Flame retardant foam BS 5852 (Only for: B120, B180, B90, P40, P60, SN150, SN150L, SN210R, SN210L, SW120R, SW120L, SW180R, SW180L, SW240R, SW240L)	582

**0 price group: Alba, Evo, Next,**

**1 price group: Cura Loop, Medley, Sprint, Valencia, Xtreme**

**2 price group: Select, Tonal**

**3 price group: Capture, Mainline Flax, Oceanic, Parcel Loop, Step, Synergy, Technicolour**

**4 price group: Steelcut 3, Steelcut Trio 3**

Glides:

- standard - teflon glides (universal),

- option - felt glides (for hard floors).

When ordering please clearly indicate the chosen option.

For Valencia and Silvertex (extended) fabrics - no quilting on the seat modules

Individual modules allow to create various types of systems / sets depending on your needs. A full list of possible configurations is available through the configurator on the website [www.profim.eu](http://www.profim.eu) or directly at the link: [CONFIGURATOR pCon](#).

The price for a configured set is the amount of the value of each module of a given set.

Possibility to freely choose the type of upholstery for individual elements within a given set (e.g. seat: Select, backrest: Synergy, screen: Sprint).

The screens can only be combined with wide seats: SW120, SW160 or SW240.

It is not possible to purchase the screen as a free-standing module.







[www.blauer-engel.de/uz117](http://www.blauer-engel.de/uz117)

# Profim SNAP

## Note Design Studio

- Snap lounge chair epitomizes comfort and style, designed to maximize user comfort.
- Snap collection offers two distinct aesthetics: the softer and more expressive Fluffy (21H) and the slim and delicate Slim (20H).
- Designed to support the body and promote well-being in the workplace, Snap enhances employee productivity.
- Created with sustainability in mind, Snap employs innovative technologies and environmentally friendly materials, minimizing the negative impact on the planet while maintaining high quality and durability.
- Snap is certified by the EU Ecolabel, Möbelfakta, Greenguard, and EPD.
- The seat is composed of up to 75% recycled polypropylene, while the back is made of up to 70% recycled polyamide. The carbon footprint of the Slim 20H version is 49.38 kg, and the Fluffy 21H version is 53.31 kg.

Item no	Base model +	Price Group (PG)	Price Group						Price
			0	①	②	③	④	⑤	
MNL200H000	Profim SNAP 20H <ul style="list-style-type: none"> <li>• lounge chair</li> <li>• slim version</li> <li>• without armrests</li> <li>• upholstered seat and backrest</li> <li>• metal legs</li> <li>• frame: MetallicPro; Black RAL 9005; White RAL 9016; Deep Green RAL 6004; Navy Blue RAL 5003; Burgundy RAL 3005; Salvia/Green RAL 6021; Blue RAL 5014; Terracota RAL 3012</li> </ul>		6 133	6 474	6 814	8 108	9 063	10 290	11 788
MNL210H000	Profim SNAP 21H <ul style="list-style-type: none"> <li>• lounge chair</li> <li>• fluffy version</li> <li>• without armrests</li> <li>• upholstered seat and backrest, with additional cushions</li> <li>• metal legs</li> <li>• frame: MetallicPro; Black RAL 9005; White RAL 9016; Deep Green RAL 6004; Navy Blue RAL 5003; Burgundy RAL 3005; Salvia/Green RAL 6021, Blue RAL 5014; Terracota RAL 3012</li> </ul>		8 176	8 631	9 085	10 811	12 083	13 719	15 718
MNL210HP00	Profim Snap 21H 2PF <ul style="list-style-type: none"> <li>• lounge chair</li> <li>• fluffy version</li> <li>• metal armrests</li> <li>• upholstered armrest covers</li> <li>• upholstered seat and backrest, with additional cushions</li> <li>• metal legs</li> <li>• frame: MetallicPro; Black RAL 9005; White RAL 9016; Deep Green RAL 6004; Navy Blue RAL 5003; Burgundy RAL 3005; Salvia/Green RAL 6021, Blue RAL 5014; Terracota RAL 3012</li> </ul>		10 241	10 966	11 805	13 777	16 480	18 588	22 113
MNL0000000	Profim SNAP F <ul style="list-style-type: none"> <li>• upholstered armrest covers</li> <li>• separate element</li> <li>• applied only in 21H 2P version (with armrests)</li> </ul>		1 042	1 313	1 697	1 944	3 374	3 847	5 374
<b>Accessories/Options/Surcharges:</b>									
7ARMR023	2P - Metal armrests (Only for: 20H, 21H)								1 023
7CFRA025	Frame : metalsilver (Only for: 20H, 21H, 21H 2PF)								176
7CFRA039	Frame: Grey (Only for: 20H, 21H, 21H 2PF)								152

**Accessories/Options/Surcharges:**

---

7CFRA040

Frame: Lightgrey (Only for: 20H, 21H, 21H 2PF)

152

---

**0 price group:** Alba, Evo, Next,  
**1 price group:** Cura Loop, Medley, Xtreme  
**2 price group:** Select, Tonal  
**3 price group:** Capture, Mainline Flax, Oceanic, Parcel Loop, Step, Synergy, Technicolour  
**4 price group:** Steelcut 3, Steelcut Trio 3  
**6 price group:** Paloma

Glides:

- standard - teflon glides (universal),
- option - felt glides (for hard floors).

When ordering please clearly indicate the chosen option.

Glides colour matched to frame colour:

**White:** Metalsilver; MetallicPro; White / RAL 9016; Light Grey; Salvia/Green / RAL 6021; Blue / RAL 5014; Terracota / RAL 3012

**Black:** Black / RAL 9005; Grey; Deep Green / RAL 6004; Navy Blue / RAL 5003; Burgundy / RAL 3005

2P - metal armrest always in the same color as the armchair frame

Upholstered armrest covers always in the same fabric as chair.



Snap F - It is possible to purchase an armrest covers later for self-assembly.








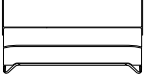




# Profim SOFTBOX


## Paul Brooks


- Modular system
- Aluminium legs with original shape
- Screens enabling space separation and improving acoustic conditions in rooms
- Possibility to choose different upholstery colours
- Stabilizing connectors for neighbouring elements included

Item no	Base model +	Price Group (PG)	①	②	③	④	⑤	⑥	Price
MSF1000000	Profim SOFTBOX 10 • pouffe • frame: black		8 510	9 362	9 786	10 215	11 913	12 765	
MSF1C00000	Profim SOFTBOX 1C • corner armchair • frame: black		11 174	12 292	12 852	13 410	15 645	16 765	
MSF1C00W00	Profim SOFTBOX 1CW • to assemble with screen • prices the same as the model 1C (MSF1C00000) • add the price of the screen from the accessory list								
MSF1100000	Profim SOFTBOX 11 • armchair • frame: black		12 500	13 751	14 377	15 002	17 502	18 752	
MSF1100W00	Profim SOFTBOX 11W • to assemble with screen • prices the same as the model 11 (MSF1100000) • add the price of the screen from the accessory list								
MSF2000000	Profim SOFTBOX 20 • 2-seat pouffe • frame: black		11 090	12 199	12 753	13 310	15 527	16 638	

Item no	Base model +	Price Group (PG)	①	②	③	④	⑤	⑥	Price
MSF2B00000	Profim SOFTBOX 2B <ul style="list-style-type: none"> <li>• 2-seat sofa</li> <li>• frame: black</li> <li>• without armrests</li> </ul>		14 515	15 478	16 097	19 247	19 755	21 554	
MSF2B00W00	Profim SOFTBOX 2BW <ul style="list-style-type: none"> <li>• to assemble with screen</li> <li>• prices the same as the model 2B (MSF2B00000)</li> <li>• add the price of the screen from the accessory list</li> </ul>								
MSF2R00000	Profim SOFTBOX 2R <ul style="list-style-type: none"> <li>• 2-seat sofa</li> <li>• frame: black</li> <li>• armrest on right side</li> </ul>		15 893	17 484	18 278	19 074	22 252	23 840	
MSF2R00W00	Profim SOFTBOX 2RW <ul style="list-style-type: none"> <li>• to assemble with screen</li> <li>• prices the same as the model 2R (MSF2R00000)</li> <li>• add the price of the screen from the accessory list</li> </ul>								
MSF2L00000	Profim SOFTBOX 2L <ul style="list-style-type: none"> <li>• 2-seat sofa</li> <li>• frame: black</li> <li>• armrest on left side</li> </ul>		15 893	17 484	18 278	19 074	22 252	23 840	
MSF2L00W00	Profim SOFTBOX 2LW <ul style="list-style-type: none"> <li>• to assemble with screen</li> <li>• prices the same as the model 2L (MSF2L00000)</li> <li>• add the price of the screen from the accessory list</li> </ul>								
MSF2100000	Profim SOFTBOX 21 <ul style="list-style-type: none"> <li>• 2-seat sofa</li> <li>• frame: black</li> <li>• with armrests</li> </ul>		16 492	18 142	18 966	19 790	23 092	24 741	

Item no	Base model +	Price Group (PG)	①	②	③	④	⑤	⑥	Price
MSF2100W00	Profim SOFTBOX 21W • to assemble with screen • prices the same as the model 21 (MSF2100000) • add the price of the screen from the accessory list								
MSF3B00000	Profim SOFTBOX 3B • 3-seat sofa • frame: black • without armrests		18 874	20 760	21 705	22 649	26 423	28 310	
MSF3B00W00	Profim SOFTBOX 3BW • to assemble with screen • prices the same as the model 3B (MSF3B00000) • add the price of the screen from the accessory list								
MSF3R00000	Profim SOFTBOX 3R • 3-seat sofa • frame: black • armrest on right side		20 570	22 625	23 653	24 684	28 798	30 856	
MSF3R00W00	Profim SOFTBOX 3RW • to assemble with screen • prices the same as the model 3R (MSF3R00000) • add the price of the screen from the accessory list								
MSF3L00000	Profim SOFTBOX 3L • 3-seat sofa • frame: black • armrest on left side		20 570	22 625	23 653	24 684	28 798	30 856	
MSF3L00W00	Profim SOFTBOX 3LW • to assemble with screen • prices the same as the model 3L (MSF3L00000) • add the price of the screen from the accessory list								

Item no	Base model +	Price Group (PG)	①	②	③	④	⑤	⑥	Price
MSF3100000	Profim SOFTBOX 31 • 3-seat sofa • frame: black • with armrests		21 225	23 348	24 410	25 471	29 714	31 838	

MSF3100W00	Profim SOFTBOX 31W • to assemble with screen • prices the same as the model 31 (MSF3100000) • add the price of the screen from the accessory list								
------------	--	---	--	--	--	--	--	--	--

MSFS200000	Profim SOFTBOX TABLE S2 • square table • frame: black		9 748	10 598	11 023	11 448	13 151	14 002	
------------	---	---	-------	--------	--------	--------	--------	--------	--

#### Accessories/Options/Surcharges:

7CFRA005	Frame: polished aluminum (Only for: 10, 11, 11W, 1C, 1CW, S2)								996
7CFRA005	Frame: polished aluminum (Only for: 20, 21, 21W, 2B, 2BW, 2L, 2LW, 2R, 2RW)								2 275
7CFRA005	Frame: polished aluminum (Only for: 31, 31W, 3B, 3BW, 3L, 3LW, 3R, 3RW)								3 597
7COPR002	Frames colours: MetallicPro, White RAL 9016, Deep Green RAL 6004, Navy Blue RAL 5003, Burgundy RAL 3005, Salvia/Green RAL 6021, Blue RAL 5014, Terracota RAL 3012								27
7COPR003	Frames colours: Lightgrey; Grey								164
7COPR007	Frame: wood - H6, H12, H5 (Only for: 10, 11, 11W, 1C, 1CW, S2)								4 441
7COPR007	Frame: wood - H6, H12, H5 (Only for: 20, 21, 21W, 2B, 2BW, 2L, 2LW, 2R, 2RW)								6 112
7COPR007	Frame: wood - H6, H12, H5 (Only for: 31, 31W, 3B, 3BW, 3L, 3LW, 3R, 3RW)								7 727
	Table top HPL (LW): LW01 (white), LW02 (black), LW04 (grey) (Only for: S2)								1 497
	Table top - natural modified veneers (HM): HM10 (bleached oak), HM11 (classic oak), HM12 (cardinal oak), HM20 (venge classic) (Only for: S2)								1 497
	Screen (W) - extra charge to 1 price group (Only for: 11W)								5 045
	Screen (W) - extra charge to 1 price group (Only for: 1CW)								4 894
	Screen (W) - extra charge to 1 price group (Only for: 21W)								7 169
	Screen (W) - extra charge to 1 price group (Only for: 2BW)								5 597
	Screen (W) - extra charge to 1 price group (Only for: 2LW, 2RW)								6 275
	Screen (W) - extra charge to 1 price group (Only for: 31W)								7 763
	Screen (W) - extra charge to 1 price group (Only for: 3BW)								6 207
	Screen (W) - extra charge to 1 price group (Only for: 3LW, 3RW)								6 969
	Screen (W) - extra charge to 2 price group (Only for: 11W)								5 713
	Screen (W) - extra charge to 2 price group (Only for: 1CW)								5 354

**Accessories/Options/Surcharges:**

Screen (W) - extra charge to 2 price group (Only for: 21W)	8056
Screen (W) - extra charge to 2 price group (Only for: 2BW)	6215
Screen (W) - extra charge to 2 price group (Only for: 2LW, 2RW)	6969
Screen (W) - extra charge to 2 price group (Only for: 31W)	8776
Screen (W) - extra charge to 2 price group (Only for: 3BW)	6936
Screen (W) - extra charge to 2 price group (Only for: 3LW, 3RW)	7781
Screen (W) - extra charge to 3 price group (Only for: 11W)	5713
Screen (W) - extra charge to 3 price group (Only for: 1CW)	5354
Screen (W) - extra charge to 3 price group (Only for: 21W)	8056
Screen (W) - extra charge to 3 price group (Only for: 2BW)	6215
Screen (W) - extra charge to 3 price group (Only for: 2LW, 2RW)	6969
Screen (W) - extra charge to 3 price group (Only for: 31W)	8776
Screen (W) - extra charge to 3 price group (Only for: 3BW)	6936
Screen (W) - extra charge to 3 price group (Only for: 3LW, 3RW)	7781
Screen (W) - extra charge to 4 price group (Only for: 11W)	7211
Screen (W) - extra charge to 4 price group (Only for: 1CW)	6786
Screen (W) - extra charge to 4 price group (Only for: 21W)	10307
Screen (W) - extra charge to 4 price group (Only for: 2BW)	7722
Screen (W) - extra charge to 4 price group (Only for: 2LW, 2RW)	8776
Screen (W) - extra charge to 4 price group (Only for: 31W)	11686
Screen (W) - extra charge to 4 price group (Only for: 3BW)	8952
Screen (W) - extra charge to 4 price group (Only for: 3LW, 3RW)	10256
Screen (W) - extra charge to 5 price group (Only for: 11W)	8627
Screen (W) - extra charge to 5 price group (Only for: 1CW)	8084
Screen (W) - extra charge to 5 price group (Only for: 21W)	12164
Screen (W) - extra charge to 5 price group (Only for: 2BW)	9386
Screen (W) - extra charge to 5 price group (Only for: 2LW, 2RW)	10524
Screen (W) - extra charge to 5 price group (Only for: 31W)	13252
Screen (W) - extra charge to 5 price group (Only for: 3BW)	10472
Screen (W) - extra charge to 5 price group (Only for: 3LW, 3RW)	11747
Screen (W) - extra charge to 6 price group (Only for: 11W)	9884
Screen (W) - extra charge to 6 price group (Only for: 1CW)	9261
Screen (W) - extra charge to 6 price group (Only for: 21W)	13936
Screen (W) - extra charge to 6 price group (Only for: 2BW)	10753
Screen (W) - extra charge to 6 price group (Only for: 2LW, 2RW)	12056
Screen (W) - extra charge to 6 price group (Only for: 31W)	15182
Screen (W) - extra charge to 6 price group (Only for: 3BW)	11998
Screen (W) - extra charge to 6 price group (Only for: 3LW, 3RW)	13458
7ELEC004 Mediaport - electrical outlet 230V and USB-C (Only for: 2L, 2LW, 2R, 2RW, 3L, 3LW, 3R, 3RW)	1991

### Accessories/Options/Surcharges:

7ELEC003	Mediaport (mounted on the right side) - electrical outlet 230V and USB-C (Only for: 1C)	1991
7ELEC001	Mediaport (mounted on the left side) - electrical outlet 230V and USB-C (Only for: 1C)	1991

**1 price group: Cura Loop, Medley, Sprint, Valencia, Xtreme**

**2 price group: Select, Tonal**

**3 price group: Capture, Mainline Flax, Oceanic, Parcel Loop, Step, Synergy, Technicolour**

**4 price group: Steelcut 3, Steelcut Trio 3**

**5 price group: Leather**

**6 price group: Paloma\***

\*not available for walls (W)

Glides

Standard:

- teflon glides - universal.

Option:

- felt glides - for hard floors.

When ordering please clearly indicate the chosen option.

Table top G1 - lead time 20-30 working days.

Option of mixing colours of the same fabric on cushions and shell according to below scheme:

A - inner shell part, B - outer shell part.

In case of order of such option, following example should be specified: SC-67097/SC-60132 (where SC-67097 - A, SC-60132 - B). Option is available at no extra charge.

Set of linking parts for stabilizing adjoining elements as standard.

In bigger models, differences resulting from the hardness of polyurethane cold-moulded foam due to parameter variations within the range of +/-10% (as acceptable according to the DIN 53576/ISO 2439 norm) can be noticeable.

For better set-stability, it is possible to join the screens with linking parts:

- 1CW - option of joining from the right, left or both sides of the screen.

- 2BW - option of joining from the right, left or both sides of the screen.

- 2LW - option of joining only from the right side of the screen,

- 2RW - option of joining only from the left side of the screen.

- 3BW - option of joining from the right, left or both sides of the screen,

- 3RW - option of joining only from the left side of the screen.

- 3LW - option of joining only from the right side of the screen.

Please indicate clearly on your order which joining option is required.


It's not possible to assemble the screen with the armchair/sofa without preparing it at the manufacture stage.

The seat and screen can be in different price groups.

# Profim SORRISO

Jarosław Szymański, Studio 1:1

- Conference armchair with wireframe
- Möbelfakta certificate - a guarantee of durability, safety, environmental care and social responsibility during the production process

Item no	Base model +	Price Group (PG)	Price Group						Price
			0	①	②	③	④	⑤	
MSY100V000	Profim SORRISO 10V • armchair • wire frame • frame: black		3 792	4 197	4 949	5 147	6 582	6 122	8 096

### Accessories/Options/Surcharges:

7COPR002	Frames colours: MetallicPro, White RAL 9016, Deep Green RAL 6004, Navy Blue RAL 5003, Burgundy RAL 3005, Salvia/Green RAL 6021, Blue RAL 5014, Terracota RAL 3012	27
7COPR003	Frames colours: Lightgrey; Grey	164
7SHQU006	Quilting - front side of the seat (Q5)	361

**0 price group: Alba, Evo, Next,**

**1 price group: Cura Loop, Medley, Sprint, Valencia, Xtreme**

**2 price group: Select, Tonal**

**3 price group: Capture, Mainline Flax, Oceanic, Parcel Loop, Step, Synergy, Technicolour**

**4 price group: Steelcut 3, Steelcut Trio 3**

**5 price group: Leather**

**6 price group: Paloma**

Castors / glides

Standard:

- teflon glides – universal

Option:

- felt glides – for hard floors

When ordering please clearly indicate the chosen option.

Option of mixing colours of the same fabric on shell and cushion according to below scheme:

A - cushion colour, B - shell colour.






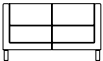
In case of order of such option, following example should be specified: SC-67097/SC-60132 (where SC-67097 - A, SC-60132 - B). Option is available at no extra charge.

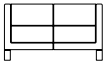
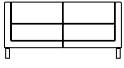
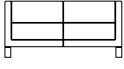
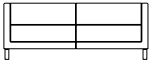
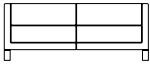

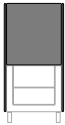
Quilting - extra charge to all price groups, lead time 30-40 working days.

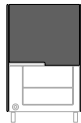

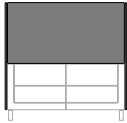






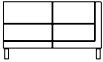
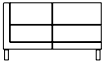

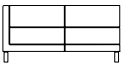
# Profim VANCOUVER LITE


- Armchairs and sofas (in four sizes) come on wooden, metal legs, cantilever or castors.
- Complementary elements include a TV mount and media ports
- The collection is complemented by a simple wall which is used to connect the set in the shape of the letter "U"

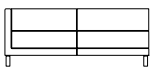
Item no	Base model +	Price Group (PG)	Price Group						Price
			0	①	②	③	④	⑤	
MVT100H000	Profim VANCOUVER LITE VL1 H • armchair • legs • frame: MetallicPro; Black RAL 9005; White RAL 9016; Deep Green RAL 6004; Navy Blue RAL 5003; Burgundy RAL 3005; Salvia/Green RAL 6021, Blue RAL 5014; Terracota RAL 3012, chrome, wooden legs		4 625	4 817	5 300	5 541	5 782	6 747	7 228
MVT100V000	Profim VANCOUVER LITE VL1 V • armchair • cantilevers • frame: MetallicPro; Black RAL 9005; White RAL 9016; Deep Green RAL 6004; Navy Blue RAL 5003; Burgundy RAL 3005; Salvia/Green RAL 6021, Blue RAL 5014; Terracota RAL 3012		5 023	5 232	5 754	6 015	6 277	7 323	7 849
MVT150H0B0	Profim VANCOUVER LITE VL1,5 H • 1,5-seat sofa • legs • writing/laptop tabletop • mediaport - electrical outlet 230V and USB-C • frame: MetallicPro; Black RAL 9005; White RAL 9016; Deep Green RAL 6004; Navy Blue RAL 5003; Burgundy RAL 3005; Salvia/Green RAL 6021, Blue RAL 5014; Terracota RAL 3012, chrome, wooden legs		9 998	10 579	11 626	12 090	12 905	14 997	16 741
MVT150HCB0	Profim VANCOUVER LITE VL1,5 HC • 1,5-seat sofa • on castors Ø 65mm with brake • writing/laptop tabletop • frame: black • mediaport - electrical outlet 230V and USB-C		10 538	11 150	12 253	12 743	13 601	15 806	17 644
MVT150V0B0	Profim VANCOUVER LITE VL1,5 V • 1,5-seat sofa • cantilevers • writing/laptop tabletop • mediaport - electrical outlet 230V and USB-C • frame: MetallicPro; Black RAL 9005; White RAL 9016; Deep Green RAL 6004; Navy Blue RAL 5003; Burgundy RAL 3005; Salvia/Green RAL 6021, Blue RAL 5014; Terracota RAL 3012		10 605	11 222	12 331	12 825	13 688	15 907	17 757
MVT200H000	Profim VANCOUVER LITE VL2 H • 2-seat sofa • legs • frame: MetallicPro; Black RAL 9005; White RAL 9016; Deep Green RAL 6004; Navy Blue RAL 5003; Burgundy RAL 3005; Salvia/Green RAL 6021, Blue RAL 5014; Terracota RAL 3012, chrome, wooden legs		5 762	6 001	6 601	6 901	7 202	8 404	9 000

Item no	Base model +	Price Group (PG)	Price Group						Price
			0	①	②	③	④	⑤	
MVT200V000	Profim VANCOUVER LITE VL2 V • 2-seat sofa • cantilevers • frame: MetallicPro; Black RAL 9005; White RAL 9016; Deep Green RAL 6004; Navy Blue RAL 5003; Burgundy RAL 3005; Salvia/Green RAL 6021, Blue RAL 5014; Terracota RAL 3012		6 157	6 414	7 058	7 379	7 697	8 981	9 622
MVT250H000	Profim VANCOUVER LITE VL2,5H • 2,5-seat sofa • legs • frame: MetallicPro; Black RAL 9005; White RAL 9016; Deep Green RAL 6004; Navy Blue RAL 5003; Burgundy RAL 3005; Salvia/Green RAL 6021, Blue RAL 5014; Terracota RAL 3012, chrome, wooden legs		6 486	6 756	7 434	7 768	8 107	9 460	10 134
MVT250V000	Profim VANCOUVER LITE VL2,5V • 2,5-seat sofa • cantilevers • frame: MetallicPro; Black RAL 9005; White RAL 9016; Deep Green RAL 6004; Navy Blue RAL 5003; Burgundy RAL 3005; Salvia/Green RAL 6021, Blue RAL 5014; Terracota RAL 3012		6 885	7 171	7 887	8 246	8 604	10 038	10 755
MVT300H000	Profim VANCOUVER LITE VL3 H • 3-seat sofa • legs • frame: MetallicPro; Black RAL 9005; White RAL 9016; Deep Green RAL 6004; Navy Blue RAL 5003; Burgundy RAL 3005; Salvia/Green RAL 6021, Blue RAL 5014; Terracota RAL 3012, chrome, wooden legs		8 061	8 396	9 233	9 657	10 076	11 754	12 595
MVT300V000	Profim VANCOUVER LITE VL3 V • 3-seat sofa • cantilevers • frame: MetallicPro; Black RAL 9005; White RAL 9016; Deep Green RAL 6004; Navy Blue RAL 5003; Burgundy RAL 3005; Salvia/Green RAL 6021, Blue RAL 5014; Terracota RAL 3012		8 457	8 809	9 691	10 132	10 572	12 334	13 216
MVTSW00000	Profim VANCOUVER LITE VL SW • straight connecting wall		1 656	1 725	1 897	1 983	2 070	2 414	
MVTW100000	Profim VANCOUVER LITE VL W1 • set of partition walls to be connected with armchair		5 363	5 588	6 146	6 425	6 704	7 823	

Item no	Base model +	Price Group (PG)	Price Group						Price
			0	①	②	③	④	⑤	
MVTW150000	Profim VANCOUVER LITE VL W1,5 • set of partition walls to be connected with 1,5-seater sofa		5 753	5 686	6 768	7 039	9 949	10 693	11 709
MVTW200000	Profim VANCOUVER LITE VL W2 • set of partition walls to be connected with 2-seater sofa		6 089	6 344	6 978	7 294	7 612	8 880	
MVTW250000	Profim VANCOUVER LITE VL W2,5 • set of partition walls to be connected with 2,5-seater sofa		6 939	7 228	7 950	8 311	8 673	10 118	
MVTW300000	Profim VANCOUVER LITE VL W3 • set of partition walls to be connected with 3-seater sofa		8 650	9 010	9 910	10 362	10 812	12 613	
MVT1C0H000	Profim VANCOUVER LITE VL1C H • central corner sofa module • not to be used alone, only in combination with the left and right seats • legs • frame: MetallicPro; Black RAL 9005; White RAL 9016; Deep Green RAL 6004; Navy Blue RAL 5003; Burgundy RAL 3005; Salvia/Green RAL 6021, Blue RAL 5014; Terracota RAL 3012, chrome, wooden legs		4 401	4 658	5 118	5 323	5 681	6 602	7 370
MVT1L0H000	Profim VANCOUVER LITE VL1L H • left 1-seat corner sofa module • not to be used alone, only in combination with the central corner sofa module (VL1C H) • legs • frame: MetallicPro; Black RAL 9005; White RAL 9016; Deep Green RAL 6004; Navy Blue RAL 5003; Burgundy RAL 3005; Salvia/Green RAL 6021, Blue RAL 5014; Terracota RAL 3012, chrome, wooden legs		4 266	4 514	4 960	5 159	5 506	6 399	7 143

Item no	Base model +	Price Group (PG)	Price Group						Price
			0	①	②	③	④	⑤	
MVT1R0H000	Profim VANCOUVER LITE VL1R H <ul style="list-style-type: none"> <li>right 1-seat corner sofa module</li> <li>not to be used alone, only in combination with the central corner sofa module (VL1C H)</li> <li>legs</li> <li>frame: MetallicPro; Black RAL 9005; White RAL 9016; Deep Green RAL 6004; Navy Blue RAL 5003; Burgundy RAL 3005; Salvia/Green RAL 6021, Blue RAL 5014; Terracota RAL 3012, chrome, wooden legs</li> </ul>		4 266	4 514	4 960	5 159	5 506	6 399	7 143
MVT2L0H000	Profim VANCOUVER LITE VL2L H <ul style="list-style-type: none"> <li>left 2-seat corner sofa module</li> <li>not to be used alone, only in combination with the central corner sofa module (VL1C H)</li> <li>legs</li> <li>frame: MetallicPro; Black RAL 9005; White RAL 9016; Deep Green RAL 6004; Navy Blue RAL 5003; Burgundy RAL 3005; Salvia/Green RAL 6021, Blue RAL 5014; Terracota RAL 3012, chrome, wooden legs</li> </ul>		5 313	5 622	6 178	6 425	6 858	7 969	8 896
MVT2R0H000	Profim VANCOUVER LITE VL2R H <ul style="list-style-type: none"> <li>right 2-seat corner sofa module</li> <li>not to be used alone, only in combination with the central corner sofa module (VL1C H)</li> <li>legs</li> <li>frame: MetallicPro; Black RAL 9005; White RAL 9016; Deep Green RAL 6004; Navy Blue RAL 5003; Burgundy RAL 3005; Salvia/Green RAL 6021, Blue RAL 5014; Terracota RAL 3012, chrome, wooden legs</li> </ul>		5 313	5 622	6 178	6 425	6 858	7 969	8 896
MVT25LH000	Profim VANCOUVER LITE VL2,5L H <ul style="list-style-type: none"> <li>left 2,5-seat corner sofa module</li> <li>not to be used alone, only in combination with the central corner sofa module (VL1C H)</li> <li>legs</li> <li>frame: MetallicPro; Black RAL 9005; White RAL 9016; Deep Green RAL 6004; Navy Blue RAL 5003; Burgundy RAL 3005; Salvia/Green RAL 6021, Blue RAL 5014; Terracota RAL 3012, chrome, wooden legs</li> </ul>		5 983	6 331	6 958	7 236	7 723	8 975	10 019
MVT25RH000	Profim VANCOUVER LITE VL2,5R H <ul style="list-style-type: none"> <li>right 2,5-seat corner sofa module</li> <li>not to be used alone, only in combination with the central corner sofa module (VL1C H)</li> <li>legs</li> <li>frame: MetallicPro; Black RAL 9005; White RAL 9016; Deep Green RAL 6004; Navy Blue RAL 5003; Burgundy RAL 3005; Salvia/Green RAL 6021, Blue RAL 5014; Terracota RAL 3012, chrome, wooden legs</li> </ul>		5 983	6 331	6 958	7 236	7 723	8 975	10 019

Item no	Base model +	Price Group (PG)	Price Group						Price
			0	①	②	③	④	⑤	
MVT3LOH000	Profim VANCOUVER LITE VL3L H • left 3-seat corner sofa module • not to be used alone, only in combination with the central corner sofa module (VL1C H) • legs • frame: MetallicPro; Black RAL 9005; White RAL 9016; Deep Green RAL 6004; Navy Blue RAL 5003; Burgundy RAL 3005; Salvia/Green RAL 6021, Blue RAL 5014; Terracota RAL 3012, chrome, wooden legs		5 963	7 259	8 642	8 988	12 703	13 654	14 950

MVT3R0H000	Profim VANCOUVER LITE VL3R H • right 3-seat corner sofa module • not to be used alone, only in combination with the central corner sofa module (VL1C H) • legs • frame: MetallicPro; Black RAL 9005; White RAL 9016; Deep Green RAL 6004; Navy Blue RAL 5003; Burgundy RAL 3005; Salvia/Green RAL 6021, Blue RAL 5014; Terracota RAL 3012, chrome, wooden legs		5 963	7 259	8 642	8 988	12 703	13 654	14 950
------------	--	---	-------	-------	-------	-------	--------	--------	--------

#### Accessories/Options/Surcharges:

7TFRA013	Connecting with walls (HW/VW) (Only for: VL1 H, VL1 V)	318
7TFRA013	Connecting with walls (HW/VW) (Only for: VL1,5 H, VL1,5 HC, VL1,5 V)	436
7TFRA013	Connecting with walls (HW/VW) (Only for: VL2 H, VL2 V)	553
7TFRA013	Connecting with walls (HW/VW) (Only for: VL2,5H, VL2,5V, VL3 H, VL3 V)	728
7COPR003	Frames colours: Lightgrey; Grey (Only for: VL1 H, VL1 V, VL1,5 H, VL1,5 V, VL1C H, VL1L H, VL1R H, VL2 H, VL2 V, VL2,5H, VL2,5V, VL2,5L H, VL2,5R H, VL2L H, VL2R H, VL3 H, VL3 V, VL3L H, VL3R H)	164
7QUEL004	Quilting - inner surface (Q6) (Only for: VL SW)	1 874
7QUEL004	Quilting - inner surface (Q6) (Only for: VL W1)	2 159
7QUEL004	Quilting - inner surface (Q6) (Only for: VL W2)	2 986
7QUEL004	Quilting - inner surface (Q6) (Only for: VL W2,5)	3 396
7QUEL004	Quilting - inner surface (Q6) (Only for: VL W3)	7 638
7QUEL006	Quilting - outer surface (Q7) (Only for: VL1 H, VL1 V)	903
7QUEL006	Quilting - outer surface (Q7) (Only for: VL1,5 H, VL1,5 HC, VL1,5 V)	1 042
7QUEL006	Quilting - outer surface (Q7) (Only for: VL2 H, VL2 V)	1 180
7QUEL006	Quilting - outer surface (Q7) (Only for: VL2,5H, VL2,5V)	1 313
7QUEL006	Quilting - outer surface (Q7) (Only for: VL3 H, VL3 V)	1 664
7QUEL006	Quilting - outer surface (Q7) (Only for: VL SW)	2 218
7QUEL006	Quilting - outer surface (Q7) (Only for: VL W1)	2 643
7QUEL006	Quilting - outer surface (Q7) (Only for: VL W1,5)	3 133
7QUEL006	Quilting - outer surface (Q7) (Only for: VL W2)	3 624
7QUEL006	Quilting - outer surface (Q7) (Only for: VL W2,5)	4 016
7QUEL006	Quilting - outer surface (Q7) (Only for: VL W3)	9 303
7TFRA016	TV handle (SW HA) (Only for: VL SW)	1 489
7ELEC004	Mediaport - electrical outlet 230V and USB-C (Only for: VL1 H, VL1 V, VL2 H, VL2 V, VL2,5H, VL2,5V, VL3 H, VL3 V)	1 958

- 0 price group: Alba, Evo, Next,**
- 1 price group: Cura Loop, Medley, Sprint, Valencia, Xtreme**
- 2 price group: Select, Tonal**
- 3 price group: Capture, Mainline Flax, Oceanic, Parcel Loop, Step, Synergy, Technicolour**
- 4 price group: Steelcut 3, Steelcut Trio 3**
- 5 price group: Leather**
- 6 price group: Paloma**

**Tabletop:**

**Natural veneers**

Ash (NA), Beech (NB), Oak (NO), Walnut (NW)

**Natural colored veneers (ash)**

White (CNA01), Black (CNA02), Dark green (CNA05), Navy blue (CNA06), Burgundy (CNA07)

**HPL**

White (LW01), Light Grey (LW03); Grey (LW04), Black (LW02), Navy Blue (LW06), Light Burgundy (LW07)

**Glides**

Standard:

- hard glides - for soft floors (models H)
- felt pads - for hard floors (models V)

**Castors:**

- universal

**Option:**

- felt glides - for hard floors (models H)

When ordering please clearly indicate the chosen option.

Wooden legs: beech wood - H5, H6, H12.

In VL W1, VL W2, VL W2,5, VL W3 option of mixing colours of the same fabric on inner and outer part of the partition wall according to below scheme:

A - inner part of shell, B - outer part of shell.

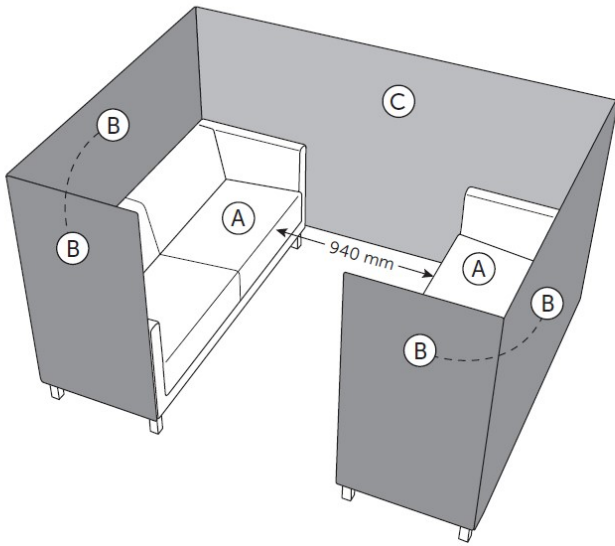
In case of order of such option, following example should be specified: SC-67097/SC-60132 (gdzie SC-67097 - A, SC-60132 - B). Option is available at no extra charge.

While ordering set of "U-shape" armchairs/sofas (including wall VL SW) please indicate clearly this option on your order. Distance between the seats in "U-shape set" - 940 mm.

Quilting - extra charge to all price groups, lead time 30-40 working days.

SW HA - acceptable dimension of TV: max. diagonal of the screen - 40 inches, max. weight - 10 kg.





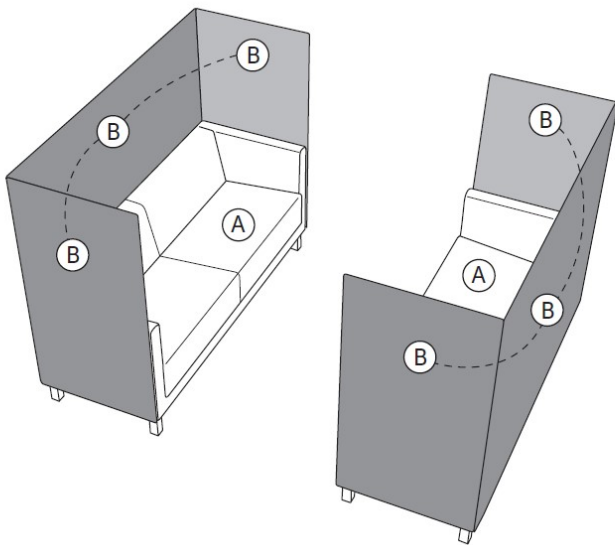
Sample of „U-shape” set with 3-seater sofas.

2 x A: VL 3 HW/VW  
(3-seat sofa, to be connected with partition walls)

2x B: VL W3  
(set of partition walls to be connected with 3-seater sofa)

1 x SW: VL SW  
(wall)

While ordering set of "U-shape" armchairs/sofas (including wall VL SW) please indicate clearly this option on your order.











Sample of set with separate 3-seater sofas.

2 x A: VL 3 HW/VW  
(3-seat sofa, to be connected with partition walls)

2 x B: VL W3  
(set of partition walls to be connected with 3-seater sofa).

# Profim VANCOUVER OTO

- Available in two sizes and two shapes
- The set is also available as a pouffe + table in the version with an added glass top
- Possibility of connecting cubic pouffes by means of a linking element
- The mediaport is a complementary element

Item no	Base model +	Price Group (PG)	Price Group						Price
			0	①	②	③	④	⑤	
MVOR200000	Profim VANCOUVER OTO VOR2 • small round pouffe • ø 410 mm	 	1 342	1 399	1 538	1 606	1 677	1 955	2 095
MVOR100000	Profim VANCOUVER OTO VOR1 • large round pouffe • ø 540 mm	 	1 492	1 554	1 711	1 787	1 865	2 175	2 329
MVOS200000	Profim VANCOUVER OTO VOS2 • small square pouffe • 410 x 410 mm	 	1 397	1 455	1 600	1 672	1 745	2 035	2 182
MVOS100000	Profim VANCOUVER OTO VOS1 • large square pouffe • 540 x 540 mm	 	1 696	1 767	1 945	2 033	2 122	2 475	2 651

## Accessories/Options/Surcharges:

7TATO002	Table top milky tempered glass (Only for: VOR1, VOR2)	694
7TATO002	Table top milky tempered glass (Only for: VOS1, VOS2)	812
7ELEC004	Mediaport - electrical outlet 230V and USB-C (Only for: VOS1, VOS2)	1 958
7QUEL006	Quilting - outer surface (Q7)	760

**0 price group: Alba, Evo, Next**

**1 price group: Cura Loop, Medley, Sprint, Valencia, Xtreme**

**2 price group: Select, Tonal**

**3 price group: Capture, Mainline Flax, Oceanic, Parcel Loop, Step, Synergy, Technicolour**

**4 price group: Steelcut 3, Steelcut Trio 3**

**5 price group: Leather**

**6 price group: Paloma**

Glides

Standard:

- hard glides - for soft floors.

Option:

- felt glides - for hard floors.

When ordering please clearly indicate the chosen option.

Table top G1 - lead time 20-30 working days.

Quilting - extra charge to all price groups, lead time 30-40 working days.

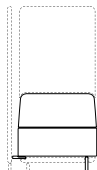
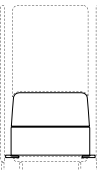

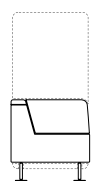
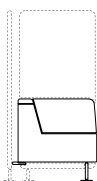




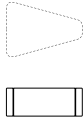
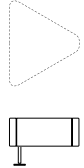
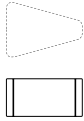
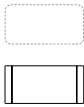
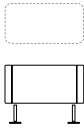

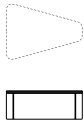
# Profim WALL IN

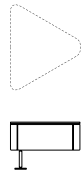


Tomek Rygalik, Studio Rygalik

- Walls enabling the division of the interior and the introduction of distance
- Possibility to choose upholstery colour
- Legs finished with aesthetic plates, available in three colours
- The mediaport is a complementary element

Item no	Base model +	Price Group (PG)	Price Group						Price
			0	①	②	③	④	⑤	
MWA1000000	Profim WALL IN 10 • pouffe • frame: black / MetallicPro		3 243	3 378	3 716	3 885	4 055	4 731	5 069
MWA1100000	Profim WALL IN 11 • pouffe to be connected with 1 partition wall • frame: black / MetallicPro		3 243	3 378	3 716	3 885	4 055	4 731	5 069
MWA1200000	Profim WALL IN 12 • pouffe to be connected with 2 partition walls • frame: black / MetallicPro		3 353	3 493	3 841	4 017	4 190	4 888	5 238
MWA1300000	Profim WALL IN 13 • pouffe to be connected with 3 partition walls • frame: black / MetallicPro		3 353	3 493	3 841	4 017	4 190	4 888	5 238
MWA2000000	Profim WALL IN 20 • armchair • frame: black / MetallicPro		4 243	4 419	4 860	5 081	5 302	6 185	6 629
MWA2100000	Profim WALL IN 21 • armchair to be connected with 1 partition wall • frame: black / MetallicPro		4 243	4 419	4 860	5 081	5 302	6 185	6 629

Item no	Base model +	Price Group (PG)	Price Group						Price
			0	①	②	③	④	⑤	
MWA2200000	Profim WALL IN 22 • armchair to be connected with 2 partition walls • frame: black / MetallicPro		4 351	4 532	4 986	5 213	5 439	6 347	6 799
MWA2300000	Profim WALL IN 23 • armchair to be connected with 3 partition walls • frame: black / MetallicPro		4 351	4 532	4 986	5 213	5 439	6 347	6 799
MWA3000000	Profim WALL IN 30 • corner armchair • frame: black / MetallicPro		4 843	5 045	5 552	5 804	6 056	7 064	7 569
MWA3100000	Profim WALL IN 31 • corner armchair to be connected with 1 partition wall • frame: black / MetallicPro		4 843	5 045	5 552	5 804	6 056	7 064	7 569
MWA3200000	Profim WALL IN 32 • corner armchair to be connected with 2 partition walls • frame: black / MetallicPro		4 953	5 160	5 674	5 933	6 193	7 224	7 740
MWAW110000	Profim WALL IN W11 • single partition wall to be connected with 1 seat • frame: black / MetallicPro / chrome		2 161	2 252	2 478	2 588	2 702	3 154	4 784
MWAW120000	Profim WALL IN W12 • single partition wall to be connected with 2 seats • frame: black / MetallicPro / chrome		2 161	2 252	2 478	2 588	2 702	3 154	4 784

Item no	Base model +	Price Group (PG)	Price Group						Price
			0	①	②	③	④	⑤	
MWAC100000	Profim WALL IN C1 • pouffe • 30°connector		1983	2067	2274	2377	2480	2894	3099
MWAC200000	Profim WALL IN C2 • pouffe • 60°connector • frame: black / MetallicPro		2559	2665	2931	3065	3199	3732	3998
MWAP100000	Profim WALL IN P1 • pouffe • 30° armrest		2134	2224	2446	2556	2667	3114	3335
MWAP300000	Profim WALL IN P3 • pouffe • rectangular armrest		1930	2011	2210	2312	2411	2813	3016
MWAP400000	Profim WALL IN P4 • pouffe • rectangular armrest on legs • frame: black / MetallicPro		2574	2681	2947	3082	3217	3753	4019
MWAB000000	Profim WALL IN B • square table • frame: black / MetallicPro		3833	3991	4390	4590	4790	5588	5988
MWAB100000	Profim WALL IN B1 • table • 30°connector		5051	5261	5784	6050	6314	7363	7891

Item no	Base model +	Price Group (PG)	Price Group						Price
			0	①	②	③	④	⑤	
MWAB200000	Profim WALL IN B2 • table • 60°connector • frame: black / MetallicPro		3 942	4 105	4 517	4 723	4 926	5 746	6 158
MWABW10000	Profim WALL IN BW1 • square table to be connected with 1 partition wall • frame: black / MetallicPro		5 051	5 261	5 784	6 050	6 314	7 363	7 891
MWABW20000	Profim WALL IN BW2 • square table to be connected with 2 partition walls • frame: black / MetallicPro		3 833	3 991	4 390	4 590	4 790	5 588	5 988
<b>Accessories/Options/Surcharges:</b>									
	Table top HPL (Only for: B, BW1, BW2)								1 413
	Table top HPL (Only for: B1)								1 180
	Table top HPL (Only for: B2)								1 647
7JIRO001	Possibility of joining in rows								34
7ELEC004	Mediaport - electrical outlet 230V and USB-C (Only for: 10, 11, 12, 13, 20, 21, 22, 23, 30, 31, 32)								1 991
7QUEL004	Quilting - inner surface (Q6) (Only for: 10, 11, 12, 13, C2)								410
7QUEL004	Quilting - inner surface (Q6) (Only for: 20, 21, 22, 23)								503
7QUEL004	Quilting - inner surface (Q6) (Only for: 30, 31, 32)								560
7QUEL004	Quilting - inner surface (Q6) (Only for: C1, P1, P3, P4)								294

- 0 price group: Alba, Evo, Next,**
- 1 price group: Cura Loop, Medley, Sprint, Valencia, Xtreme**
- 2 price group: Select, Tonal**
- 3 price group: Capture, Mainline Flax, Oceanic, Parcel Loop, Step, Synergy, Technicolour**
- 4 price group: Steelcut 3, Steelcut Trio 3**
- 5 price group: Leather**
- 6 price group: Paloma\***

\*not available for walls (W)

Glides

Standard:

- metal glides - for soft floors.

Option:

- felt glides - for hard floors.

When ordering please clearly indicate the chosen option.

Model P4 (on legs) allows the completion of any system.

Glides and linking parts for partition walls are provided with the seat to be connected with the partition wall.

Wall In W11/W12 models never occur as freestanding elements.

Table top G1 - lead time 20-30 working days.

Colours of HPL (LW): White (LW01), Light Grey (LW03); Grey (LW04), Black (LW02), Navy Blue (LW06), Light Burgundy (LW07) - lead time 20-30 working days.

Quilting - extra charge to all price groups, lead time 30-40 working days.



Tables







Coat stands








Accessories








# Profim ALLROUND

- Table top in Laminate and Linoleum (24 mm)
- Table edge band will match table top colour as standard. Optionally choose black, white or grey table edge band to any table top colour within our rangewithout extra charge.

Item no	Base model +	Price Group (PG)	①	②	Price
5180-30	Profim ALLROUND 5180-30 (E) <ul style="list-style-type: none"> <li>• Tables, height 73/90 cm</li> <li>• 80 x 80 cm with column frame base with 4 star footbase</li> </ul>		3 896	5 065	
5180-10	Profim ALLROUND 5180-10 (E) <ul style="list-style-type: none"> <li>• Table, height 73/90 cm</li> <li>• 180 x 90 cm with T frame</li> <li>• Distance between legs 110 cm</li> </ul>		6 501	8 451	
5180-22	Profim ALLROUND 5180-22 (S) <ul style="list-style-type: none"> <li>• Table, height 73/90 cm</li> <li>• 180 x 80 cm with T frame</li> <li>• Distance between table legs 110 cm</li> </ul>		6 175	8 027	
5180-24	Profim ALLROUND 5180-24 (E) <ul style="list-style-type: none"> <li>• Table, height 73/90 cm</li> <li>• 160 x 80 cm with T frame</li> <li>• Distance between table legs 110 cm</li> </ul>		5 872	7 633	
5180-25	Profim ALLROUND 5180-25 (S) <ul style="list-style-type: none"> <li>• Table, height 73/90 cm</li> <li>• 140 x 80 cm with T frame</li> <li>• Distance between table legs 80 cm</li> <li>• Weight approx. 24.5 kg Lam.</li> </ul>		5 788	7 525	
5180-27	Profim ALLROUND 5180-27 (S) <ul style="list-style-type: none"> <li>• Table, height 73/90 cm</li> <li>• 120 x 80 cm with T frame</li> <li>• Distance between table legs 80 cm</li> </ul>		5 601	7 282	

Item no	Base model +	Price Group (PG)	①	②	Price
5180-36	Profim ALLROUND 5180-36 (E) <ul style="list-style-type: none"> <li>• Table, height 73/90 cm</li> <li>• 180 x 70 cm with T frame</li> <li>• Distance between table legs 110 cm</li> </ul>		5 850	7 606	
5180-38	Profim ALLROUND 5180-38 (S) <ul style="list-style-type: none"> <li>• Table, height 73/90 cm</li> <li>• 140 x 70 cm with T frame</li> <li>• Distance between table legs 80 cm</li> </ul>		5 657	7 355	
5180-39	Profim ALLROUND 5180-39 (S) <ul style="list-style-type: none"> <li>• Table, height 73/90 cm</li> <li>• 120 x 70 cm with T frame</li> <li>• Distance between table legs 80 cm</li> </ul>		5 345	6 948	
5182-10	Profim ALLROUND 5182-10 (E) <ul style="list-style-type: none"> <li>• Round table with frame base, height 50/73 cm</li> <li>• Ø60 cm - 4 star footbase</li> </ul>		4 058	5 277	
5182-102	Profim ALLROUND 5182-102 (E) <ul style="list-style-type: none"> <li>• High table, height 90/110 cm</li> <li>• Ø60 cm - 4 star footbase</li> </ul>		4 208	5 470	
5182-15	Profim ALLROUND 5182-15 (S) <ul style="list-style-type: none"> <li>• Round table with frame base, height 50/73 cm</li> <li>• Ø70 cm - 4 star footbase</li> </ul>		4 265	5 544	
5182-152	Profim ALLROUND 5182-152 (E) <ul style="list-style-type: none"> <li>• High table, height 90/110 cm</li> <li>• Ø70 cm - 4 star footbase</li> </ul>		4 416	5 741	

Item no	Base model +	Price Group (PG)	①	②	Price
5182-20	Profim ALLROUND 5182-20 (E) <ul style="list-style-type: none"> <li>• Round table with frame base, height 50/73 cm</li> <li>• Ø80 cm - 4 star footbase</li> </ul>		4 521	5 876	
5182-202	Profim ALLROUND 5182-202 (E) <ul style="list-style-type: none"> <li>• High table, height 90/110 cm</li> <li>• Ø80 cm - 4 star footbase</li> </ul>		4 668	6 069	
5182-25	Profim ALLROUND 5182-25 (E) <ul style="list-style-type: none"> <li>• Round table with frame base, height 50/73 cm</li> <li>• Ø100 cm - 5 star footbase</li> </ul>		5 275	6 856	
5182-30	Profim ALLROUND 5182-30 (E) <ul style="list-style-type: none"> <li>• Round table with frame base, height 50/73 cm</li> <li>• Ø120 cm - 5 star footbase</li> </ul>		5 893	7 660	
5184-01	Profim ALLROUND 5184-01 (E) <ul style="list-style-type: none"> <li>• Ellipse table</li> <li>• Height 73/90 cm</li> <li>• 180 x 100 cm with T frame, seats 6</li> <li>• Distance between table legs 110 cm</li> </ul>		7 377	9 589	

**Accessories/Options/Surcharges:**

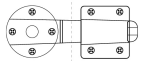
RS091003	Linking device with screws, not mounted, see below. Available for rectangular table w/ straight edged table top				144
----------	---	--	--	--	-----

**1. Laminate on chipboard**


**2. Linoleum on chipboard**

Height: 50/73/90/110 cm

Profim Allround table tops (rectangular and squared shapes) can be made available with MDF table core, chamfered edges of 20 degr and with a 10 mm black, white or grey edge band and black paint



RS091003



S=Standard Collection – normal production time 20-30 working days. Applicable when table top and base are standard (S).

E=Extended Collection – normal production time 30-35 working days (Linoleum: 35 working days). Applicable when any or all component options selected are extended (E).






For larger orders, please contact Customer Service for delivery details.




# Profim CHIC COFFEE TABLE

Christophe Pillet

- A wide range of options for the tabletop finish: glass and wooden
- Possibility to use transparent glides in coffee tables

Item no	Base model +	Price Group (PG)	①	②	③	Price
MPHCS30000	Profim CHIC TABLE CS30 <ul style="list-style-type: none"> <li>• coffee table</li> <li>• square</li> <li>• high</li> <li>• 450 x 450 x 560 mm</li> <li>• Frames colours: MetallicPro; Black RAL 9005; White RAL 9016; Deep Green RAL 6004; Navy Blue RAL 5003; Burgundy RAL 3005; Salvia/Green RAL 6021, Blue RAL 5014; Terracota RAL 3012</li> </ul>		2 709	2 537	2 709	
MPHCS40000	Profim CHIC TABLE CS40 <ul style="list-style-type: none"> <li>• coffee table</li> <li>• square</li> <li>• low</li> <li>• 800 x 800 x 250 mm</li> <li>• Frames colours: MetallicPro; Black RAL 9005; White RAL 9016; Deep Green RAL 6004; Navy Blue RAL 5003; Burgundy RAL 3005; Salvia/Green RAL 6021, Blue RAL 5014; Terracota RAL 3012</li> </ul>		3 949	3 677	3 949	
MPHCR40000	Profim CHIC TABLE CR40 <ul style="list-style-type: none"> <li>• coffee table</li> <li>• round</li> <li>• low</li> <li>• Ø 800 mm</li> <li>• Frames colours: MetallicPro; Black RAL 9005; White RAL 9016; Deep Green RAL 6004; Navy Blue RAL 5003; Burgundy RAL 3005; Salvia/Green RAL 6021, Blue RAL 5014; Terracota RAL 3012</li> </ul>		3 620	3 364	3 620	
MPHCS3000F	Profim CHIC TABLE FRAME CS30 <ul style="list-style-type: none"> <li>• table's frame</li> <li>• square</li> <li>• 450 x 450 x 560 mm</li> <li>• Frames colours: MetallicPro; Black RAL 9005; White RAL 9016; Deep Green RAL 6004; Navy Blue RAL 5003; Burgundy RAL 3005; Salvia/Green RAL 6021, Blue RAL 5014; Terracota RAL 3012</li> </ul>					1 579
MPHCS4000F	Profim CHIC TABLE FRAME CS40 <ul style="list-style-type: none"> <li>• table's frame</li> <li>• square</li> <li>• 800 x 800 x 250 mm</li> <li>• Frames colours: MetallicPro; Black RAL 9005; White RAL 9016; Deep Green RAL 6004; Navy Blue RAL 5003; Burgundy RAL 3005; Salvia/Green RAL 6021, Blue RAL 5014; Terracota RAL 3012</li> </ul>					1 902

Item no	Base model +	Price Group (PG)	①	②	③	Price
MPHCR4000F	Profim CHIC TABLE FRAME CR40 • table's frame • Ø 800 mm • height 250 mm • Frames colours: MetallicPro; Black RAL 9005; White RAL 9016; Deep Green RAL 6004; Navy Blue RAL 5003; Burgundy RAL 3005; Salvia/Green RAL 6021, Blue RAL 5014; Terracota RAL 3012					1607
<b>Accessories/Options/Surcharges:</b>						
7COPR003	Frames colours: Lightgrey; Grey					152
7COPR006	Frame colour: Gold					526

### 1. Veneers

### 2. Tempered glass (G1)

### 3. Tempered glass (G2/ G3/ G4)

**Metal: MetallicPro; Black RAL 9005; White RAL 9016; Deep Green RAL 6004; Navy Blue RAL 5003; Burgundy RAL 3005; Salvia/Green RAL 6021, Blue RAL 5014; Terracota RAL 3012**

**Tempered glass: G1 (milky)**

**Tempered glass: G2 (black), G3 (RAL 7044/taupe), G4 (RAL 7042/grey)**

**Natural veneers: Ash (NA), Beech (NB), Oak (NO), Walnut (NW)**

**Natural colored veneers (ash): White (CNA01), Black (CNA02), Dark green (CNA05), Navy blue (CNA06), Burgundy (CNA07)**

Glides: transparent, universal.

Option of mixing colours table top and frames.

Glass table top - lead time 20-30 working days.

Colours of natural modified veneers (HM): HM10 (bleached oak), HM11 (classic oak), HM12 (cardinal oak), HM20 (venge classic) - lead time 20-30 working days.

Frame is dedicated for assembly table tops made only from chipboard, plywood or wood. Self-assembly is not possible in case of glass and ceramics table tops.

Maximum parameters of the table top:

CR40 - Ø 800 mm, weight 14 kg,

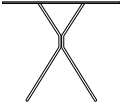
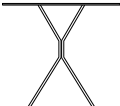
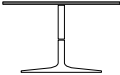

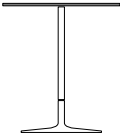
CS40 - 800 x 800 mm, weight 18 kg,

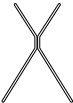
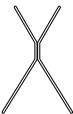

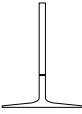
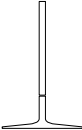
CS30 - 450 x 450 mm, weight 11 kg.

# Profim CHIC RESTAURANT TABLE

Christophe Pillet

- A wide range of options for the tabletop finish: glass, wooden
- Several heights and types of bases offer many arrangement variants

Item no	Base model +	Price Group (PG)	①	②	③	Price
MPHRH30000	Profim CHIC RESTAURANT TABLE RH30 <ul style="list-style-type: none"> <li>• medium table</li> <li>• round Ø 800 mm</li> <li>• height 660 mm</li> <li>• 4-legged</li> <li>• frame: MetallicPro; Black RAL 9005; White RAL 9016; Deep Green RAL 6004; Navy Blue RAL 5003; Burgundy RAL 3005; Salvia/Green RAL 6021, Blue RAL 5014; Terracota RAL 3012</li> </ul>		4 376	3 365	3 562	
MPHRH20000	Profim CHIC RESTAURANT TABLE RH20 <ul style="list-style-type: none"> <li>• medium table</li> <li>• round Ø 800 mm</li> <li>• height 740 mm</li> <li>• 4-legged</li> <li>• frame: MetallicPro; Black RAL 9005; White RAL 9016; Deep Green RAL 6004; Navy Blue RAL 5003; Burgundy RAL 3005; Salvia/Green RAL 6021, Blue RAL 5014; Terracota RAL 3012</li> </ul>		4 376	3 365	3 562	
MPHRR40000	Profim CHIC RESTAURANT TABLE RR40 <ul style="list-style-type: none"> <li>• restaurant table</li> <li>• round Ø 800 mm</li> <li>• height 480 mm</li> <li>• round base</li> <li>• frame: MetallicPro; Black RAL 9005; White RAL 9016; Deep Green RAL 6004; Navy Blue RAL 5003; Burgundy RAL 3005; Salvia/Green RAL 6021, Blue RAL 5014; Terracota RAL 3012</li> </ul>		5 045			
MPHRR20000	Profim CHIC RESTAURANT TABLE RR20 <ul style="list-style-type: none"> <li>• restaurant table</li> <li>• round Ø 800 mm</li> <li>• height 740 mm</li> <li>• round base</li> <li>• frame: MetallicPro; Black RAL 9005; White RAL 9016; Deep Green RAL 6004; Navy Blue RAL 5003; Burgundy RAL 3005; Salvia/Green RAL 6021, Blue RAL 5014; Terracota RAL 3012</li> </ul>		5 132			
MPHRR10000	Profim CHIC RESTAURANT TABLE RR10 <ul style="list-style-type: none"> <li>• restaurant table</li> <li>• round Ø 800 mm</li> <li>• height 1100 mm</li> <li>• round base</li> <li>• frame: MetallicPro; Black RAL 9005; White RAL 9016; Deep Green RAL 6004; Navy Blue RAL 5003; Burgundy RAL 3005; Salvia/Green RAL 6021, Blue RAL 5014; Terracota RAL 3012</li> </ul>		5 175			

Item no	Base model +	Price Group (PG)	①	②	③	Price
MPHRH3000F	Profim CHIC RESTAURANT TABLE RH30 FRAME <ul style="list-style-type: none"> <li>table's frame</li> <li>height 660 mm</li> <li>frame: MetallicPro; Black RAL 9005; White RAL 9016; Deep Green RAL 6004; Navy Blue RAL 5003; Burgundy RAL 3005; Salvia/Green RAL 6021, Blue RAL 5014; Terracota RAL 3012</li> </ul>					1680
MPHRH2000F	Profim CHIC RESTAURANT TABLE RH20 FRAME <ul style="list-style-type: none"> <li>table's frame</li> <li>height 740 mm</li> <li>frame: MetallicPro; Black RAL 9005; White RAL 9016; Deep Green RAL 6004; Navy Blue RAL 5003; Burgundy RAL 3005; Salvia/Green RAL 6021, Blue RAL 5014; Terracota RAL 3012</li> </ul>					1680
MPHRR4000F	Profim CHIC RESTAURANT TABLE RR40 FRAME <ul style="list-style-type: none"> <li>table's frame</li> <li>height 480 mm</li> <li>round base</li> <li>frame: MetallicPro; Black RAL 9005; White RAL 9016; Deep Green RAL 6004; Navy Blue RAL 5003; Burgundy RAL 3005; Salvia/Green RAL 6021, Blue RAL 5014; Terracota RAL 3012</li> </ul>					2360
MPHRR2000F	Profim CHIC RESTAURANT TABLE RR20 FRAME <ul style="list-style-type: none"> <li>table's frame</li> <li>height 740 mm</li> <li>round base</li> <li>frame: MetallicPro; Black RAL 9005; White RAL 9016; Deep Green RAL 6004; Navy Blue RAL 5003; Burgundy RAL 3005; Salvia/Green RAL 6021, Blue RAL 5014; Terracota RAL 3012</li> </ul>					2434
MPHRR1000F	Profim CHIC RESTAURANT TABLE RR10 FRAME <ul style="list-style-type: none"> <li>table's frame</li> <li>height 1100 mm</li> <li>round base</li> <li>frame: MetallicPro; Black RAL 9005; White RAL 9016; Deep Green RAL 6004; Navy Blue RAL 5003; Burgundy RAL 3005; Salvia/Green RAL 6021, Blue RAL 5014; Terracota RAL 3012</li> </ul>					2508
<b>Accessories/Options/Surcharges:</b>						
7COPR003	Frames colours: Lightgrey; Grey					152
7COPR006	Frame colour: Gold (Only for: RH20, RH20 FRAME, RH30, RH30 FRAME)					526
7COPR006	Frame colour: Gold (Only for: RR10, RR10 FRAME, RR20, RR20 FRAME, RR40, RR40 FRAME)					473

**1. Natural veneers: Ash (NA), Beech (NB), Oak (NO), Walnut (NW)**

**Natural colored veneers (ash): White (CNA01), Black (CNA02), Dark green (CNA05), Navy blue (CNA06), Burgundy (CNA07)**

**2. Tempered glass: G1 (milky)**

**3. Tempered glass: G2 (black), G3 (RAL 7044/taupe), G4 (RAL 7042/grey)**

Glides: teflon glides - universal.

Glass table top - lead time 20-30 working days.

Iron cast base in Tables RR always black.

Natural veneers - lead time 20-30 working days.

Frame in Tables RR is dedicated for assembly table tops made only from chipboard, plywood or wood. Self-assembly is not possible in case of glass and ceramics table tops.






Maximum parameters of the table top:






RH - Ø 800 mm, weight 7 kg.

RR - Ø 800 mm, weight 24 kg.

# Profim EMINENT

- Ø38 mm tubular table leg in various colours. See below Accessories/options. Incl. levelling feet (up to 17 mm on all legs)
- Table tops in various colours, see below Accessories/options.
- Table edge band will match table top colour as standard. Optionally choose black, white or grey table edge band to any table top colour within our range without extra charge.
- Table suspension brackets for several tables available for Profim Ana and Noor (except 6080/85). Cannot be attached to round tables

Item no	Base model +	Price Group (PG)	①	②	Price
4590-22	Profim EMINENT 4590-22 (S) <ul style="list-style-type: none"> <li>• 180 x 80 cm</li> <li>• Distance between the table legs 164 cm</li> <li>• Weight appr 33.2 kg Lam.</li> </ul>		5 095	6 624	
4590-24	Profim EMINENT 4590-24 (S) <ul style="list-style-type: none"> <li>• 160 x 80 cm</li> <li>• Distance between the table legs 144 cm</li> <li>• Weight appr 29.8 kg Lam.</li> </ul>		4 709	6 122	
4590-25	Profim EMINENT 4590-25 (S) <ul style="list-style-type: none"> <li>• 140 x 80 cm</li> <li>• Distance between the table legs 124 cm</li> <li>• Weight appr 27.3 kg Lam.</li> </ul>		4 382	5 697	
4590-27	Profim EMINENT 4590-27 (S) <ul style="list-style-type: none"> <li>• 120 x 80 cm</li> <li>• Distance between the table legs 104 cm</li> <li>• Weight appr 24.2 kg Lam.</li> </ul>		4 174	5 426	
4590-30	Profim EMINENT 4590-30 (E) <ul style="list-style-type: none"> <li>• 80 x 80 cm</li> <li>• Distance between the table legs 64 cm</li> <li>• Weight appr 18.7 kg Lam.</li> </ul>		3 620	4 707	

Item no	Base model +	Price Group (PG)	①	②	Price
4590-38	Profim EMINENT 4590-38 (S) <ul style="list-style-type: none"> <li>• 140 x 70 cm</li> <li>• Distance between the table legs 124 cm</li> <li>• Weight appr 25.2 kg Lam.</li> </ul>		4 305	5 597	
4590-52	Profim EMINENT 4590-52 (E) <ul style="list-style-type: none"> <li>• 140 x 60 cm</li> <li>• Distance between the table legs 124 cm</li> <li>• Weight appr 23 kg Lam.</li> </ul>		4 458	5 796	
4590-54	Profim EMINENT 4590-54 (S) <ul style="list-style-type: none"> <li>• 120 x 60 cm</li> <li>• Distance between the table legs 104 cm</li> <li>• Weight appr 20.4 kg Lam</li> </ul>		3 778	4 911	
4592-30	Profim EMINENT 4592-30 (E) <ul style="list-style-type: none"> <li>• Ø120 cm with 4 legs</li> <li>• Distance between the table legs 60 cm</li> </ul>		5 393	7 012	
4593-15	Profim EMINENT 4593-15 (E) <ul style="list-style-type: none"> <li>• Trapezium 140 x 70 x 70 x 70, depth 60 cm</li> <li>• Distance between the table legs 116/53/60 cm</li> </ul>		4 482	5 826	
<b>Accessories/Options/Surcharges:</b>					
M09502	Castors Eminent 4 pcs. Lockable				1 413
M30410	Bracket for 1 chair. Noor**				358
M130350	Bracket for 1 chair. Ana **				829
M130355	Bracket for 2 chairs. Ana**				1 133
M130360	Bracket for 2 chairs. Ana (One chair per table side)**				1 133
M130365	Bracket for 4 chairs. Ana **				1 317
M130370	Bracket for 6 chairs. Ana**				1 645
M30403	Bracket for 1 chair. Eminent table - Com chair**				414

- 1. Laminate on chipboard
- 2. Linoleum on chipboard

Table top in Laminate and Linoleum (24 mm)  
 Height approx. 73.5 cm. Table leg adjustment screw on legs

\*\* See separate page "Table/chair suspension bracket system" for details



S=Standard Collection – normal production time 20-30 working days. Applicable when table top and base are standard (S).

E=Extended Collection – normal production time 30-35 working days (Linoleum: 35 working days). Applicable when any or all component options selected are extended (E).

For larger orders, please contact Customer Service for delivery details.

## TABLE/CHAIR SUSPENSION BRACKET SYSTEM FOR EMINENT TABLE

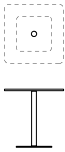
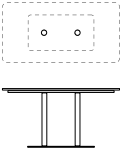
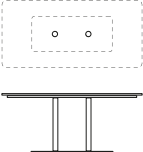


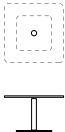
Table size (Length x width)	Width between legs (width chair)	Noor 6050/6055* (M30410 Bracket)	Noor 6060/6065* (M30410 Bracket)	Noor 6070/6075* (M30410 Bracket)	Ana	Com H/V (M30403 Bracket)
1200x600	1046x(446)	1	1	1	1 (M130350)	1 or 2
800x800	646x(646)	1 on both sides	1 on both sides	1 on both sides	2 on same side (M130355)	1 on both sides
1200x800	1046	1 on both sides	1 on both sides	1 or 2 on both sides	2 (1 on both sides) (M130360)	1 or 2 on both sides
1400x600	1246	1 or 2 on one side	1 or 2 on both sides	1 or 2 on both sides	4 (2 on both sides) (M130365)	1 or 2
1400x700	1246	1 or 2 on one side	1 or 2 on both sides	1 or 2 on both sides	-	1 or 2 on both sides
1400x800	1246	1 or 2 on one side	1 or 2 on both sides	1 or 2 on both sides	-	1 or 2 on both sides
1600x800	1446	1 or 2 on one side	1 or 2 on both sides	1 or 2 on both sides	-	1 or 2 on both sides
1800x800	1646	1, 2 or 3 on both sides	1 or 2 on both sides	1 or 2 on both sides	6 (3 on both sides) (M130370)	1, 2 or 3 on both sides

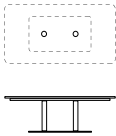
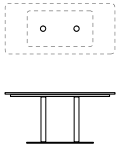

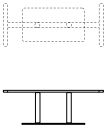


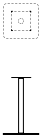
\* Valid for unupholstered chair, upholstered Seat (S), upholstered Seat and Back (SB) and Fully upholstered (F) variants. Table suspension bracket not applicable for Noor 6080/6085

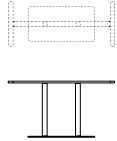
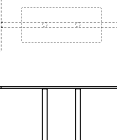
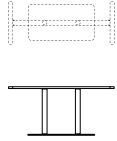
# Profim REVO TABLES

Pearson Lloyd

- tables and table frames of different length and height and shape
- designed with comfort in mind
- versatile and lightweight design
- various color palette of table tops and frames

Item no	Base model +	Price Group (PG)	①	②	Price
MRVT750000	Profim REVO T75 • table 750 x 750 mm • height 740 mm • square, flat base		5 809	6 180	
MRVT150000	Profim REVO T150 • table 1500 x 750 mm • height 740 mm • rectangular, flat base		10 878	11 387	
MRVT180000	Profim REVO T180 • table 1800 x 850 mm • height 740 mm • rectangular, flat base		12 522	13 643	
MRVLS65000	Profim REVO LS65 • table 650 x 350 mm • height 665 mm • rectangular, flat base		3 901	4 143	
MRVLR48000	Profim REVO LR48 • table round Ø 480 mm • height 665 mm • round base, flat base		3 901	4 143	
MRVC750000	Profim REVO C75 • low table 750 x 750 mm • height 450 mm • square, flat base		5 625	6 006	

Item no	Base model +	Price Group (PG)	①	②	Price
MRVC150000	Profim REVO C150 <ul style="list-style-type: none"> <li>• low table 1500 x 750 mm</li> <li>• height 450 mm</li> <li>• rectangular, flat base</li> </ul>		10 508	11 007	
MRVT140000	Profim REVO MT140 <ul style="list-style-type: none"> <li>• medium table 1400 x 700 mm</li> <li>• height 650 mm</li> <li>• rectangular, flat base</li> </ul>		10 510	10 994	
MRVC75000F	Profim REVO FRAME C75 <ul style="list-style-type: none"> <li>• table's frame</li> <li>• height 440 mm</li> <li>• square, flat base</li> </ul>				3 743
MRVC15000F	Profim REVO FRAME C150 <ul style="list-style-type: none"> <li>• table's frame</li> <li>• height 440 mm</li> <li>• rectangular, flat base</li> </ul>				7 251
MRVLR4800F	Profim REVO FRAME LR48 <ul style="list-style-type: none"> <li>• table's frame</li> <li>• height 655 mm</li> <li>• round base, flat base</li> </ul>				3 064
MRVLS6500F	Profim REVO FRAME LS65 <ul style="list-style-type: none"> <li>• table's frame</li> <li>• height 655 mm</li> <li>• rectangular, flat base</li> </ul>				3 186
MRVT75000F	Profim REVO FRAME T75 <ul style="list-style-type: none"> <li>• table's frame</li> <li>• height 730 mm</li> <li>• square, flat base</li> </ul>				4 044

Item no	Base model +	Price Group (PG)	①	②	Price
MRVT15000F	Profim REVO FRAME T150 • table's frame • height 730 mm • rectangular, flat base				7 920
MRVT18000F	Profim REVO TABLES FRAME T180 • table's frame • height 730 mm • rectangular, flat base				8 990
MRVT14000F	Profim REVO FRAME MT140 • table's frame • height 640 mm • rectangular, flat base				7 720

## **1. Natural veneers / Natural colored veneers (ash)Frame**

### **2. HPL**

MetallicPro; Black RAL 9005; White RAL 9016; Light Grey; Grey ; Deep Green RAL 6004; Navy Blue RAL 5003; Burgundy RAL 3005; Salvia/Green RAL 6021, Blue RAL 5014; Terracota RAL 3012

#### **Natural veneers**

Ash (NA), Beech (NB), Oak (NO), Walnut (NW)

#### **Natural colored veneers (ash)**

White (CNA01), Black (CNA02), Dark green (CNA05), Navy blue (CNA06), Burgundy (CNA07)

#### **HPL**

White (LW01), Light Grey (LW03); Grey (LW04), Black (LW02), Navy Blue (LW06), Light Burgundy (LW07)

There is a possibility of any combination of the top and frame colors.

Natural veneers: Ash (NA); Beech (NB); Oak (NO); Orzech (NW) - delivery time 30 business days.

Natural colored veneers: delivery time 30 business days.

HPL worktops: delivery time 30 business days.

Frame in Revo Tables is dedicated for assembly table tops made only from chipboard, plywood or wood.

Maximum parameters of the table top:

C75 - 750 x 750 mm, weight 4kg.

C150 - 1500 x 750 mm, weight 8 kg.

LR48 - Ø 480 mm, weight 1,5 kg.

LS65 - 350 x 650 mm, weight 2kg

T75 - 750 x 750 mm, weight 4kg.






T150 - 1500 x 750 mm, weight 8 kg.

T180 - 1800 x 850 mm, weight 11kg.







MT140 - 1400 x 700 mm, weight 7kg.

# Profim STANDARD FOLDING TABLE

- Folding table - 100 mm height when collapsed (with 22 mm table top)
- Frame in various colours. See below Accessories/options.
- For table top colours, see below Accessories/options.
- Table top edge band will match table top as standard. Optionally choose black, white or grey table edge band to any table top colour within our range without extra charge.
- Table top in Laminate (24 mm)

Item no	Base model +	Price Group (PG)	① Price
4680-10	Profim STANDARD FOLDING TABLE 4680-10 (E) <ul style="list-style-type: none"> <li>• 180 x 90 cm</li> <li>• Distance between the table legs 103 cm</li> <li>• Weight appr 30.9 kg Lam.</li> </ul>		5 150
4680-15	Profim STANDARD FOLDING TABLE 4680-15 (S) <ul style="list-style-type: none"> <li>• 120 x 90 cm</li> <li>• Distance between the table legs 103 cm</li> <li>• Weight appr 22.6 kg Lam.</li> </ul>		4 170
4680-22	Profim STANDARD FOLDING TABLE 4680-22 (S) <ul style="list-style-type: none"> <li>• 180 x 80 cm</li> <li>• Distance between the table legs 103 cm</li> <li>• Weight appr 28.1 kg Lam.</li> </ul>		4 752
4680-24	Profim STANDARD FOLDING TABLE 4680-24 (S) <ul style="list-style-type: none"> <li>• 160 x 80 cm</li> <li>• Distance between the table legs 103 cm</li> <li>• Weight appr 25.7 kg Lam.</li> </ul>		4 472
4680-25	Profim STANDARD FOLDING TABLE 4680-25 (S) <ul style="list-style-type: none"> <li>• 140 x 80 cm</li> <li>• Distance between the table legs 103 cm</li> <li>• Weight appr 23.2 kg Lam.</li> </ul>		4 179

Item no	Base model +	Price Group (PG)	① Price
4680-27	Profim STANDARD FOLDING TABLE 4680-27 (S) <ul style="list-style-type: none"> <li>• 120 x 80 cm</li> <li>• Distance between the table legs 103 cm</li> <li>• Weight appr 20.8 kg Lam.</li> </ul>		3841
4680-36	Profim STANDARD FOLDING TABLE 4680-36 (E) <ul style="list-style-type: none"> <li>• 180 x 70 cm</li> <li>• Distance between the table legs 103 cm</li> <li>• Weight appr 25.4 kg Lam.</li> </ul>		4235
4680-38	Profim STANDARD FOLDING TABLE 4680-38 (S) <ul style="list-style-type: none"> <li>• 140 x 70 cm</li> <li>• Distance between the table legs 103 cm</li> <li>• Weight appr 21.1 kg Lam.</li> </ul>		3775
4680-39	Profim STANDARD FOLDING TABLE 4680-39 (S) <ul style="list-style-type: none"> <li>• 120 x 70 cm</li> <li>• Distance between the table legs 103 cm</li> <li>• Weight appr 18.9 kg Lam.</li> </ul>		3626
4680-52	Profim STANDARD FOLDING TABLE 4680-52 (S) <ul style="list-style-type: none"> <li>• 140 x 60 cm</li> <li>• Distance between the table legs 103 cm</li> <li>• Weight appr 18.9 kg Lam.</li> </ul>		3808
4680-54	Profim STANDARD FOLDING TABLE 4680-54 (S) <ul style="list-style-type: none"> <li>• 120 x 60 cm</li> <li>• Distance between the table legs 103 cm</li> <li>• Weight appr 17.1 kg Lam.</li> </ul>		3415

Item no	Base model +	Price Group (PG)	① Price
4680-58	Profim STANDARD FOLDING TABLE 4680-58 (S) <ul style="list-style-type: none"> <li>• Exam table 90 x 60 cm</li> <li>• Distance between the table legs 75 cm</li> <li>• Weight appr 14.3 kg Lam.</li> </ul>		2 896
4680-90	Profim STANDARD FOLDING TABLE 4680-90 (S) <ul style="list-style-type: none"> <li>• 120 x 45 cm</li> <li>• Distance between the table legs 103 cm</li> <li>• Weight appr 14.3 kg Lam.</li> </ul>		3 022
4681-45	Profim STANDARD FOLDING TABLE 4681-45 (E) <ul style="list-style-type: none"> <li>• 1/2 circle with folding frame, Ø160 cm</li> <li>• Distance between the table legs 74 cm</li> </ul>		5 038
4688-52	Profim STANDARD FOLDING TABLE 4688-52 (E) <ul style="list-style-type: none"> <li>• L-frame</li> <li>• 140 x 60 cm</li> <li>• Distance between the table legs 103 cm</li> <li>• Weight appr 18.9 kg Lam.</li> </ul>		3 808
4688-54	Profim STANDARD FOLDING TABLE 4688-54 (E) <ul style="list-style-type: none"> <li>• L-frame</li> <li>• 120 x 60 cm</li> <li>• Distance between the table legs 103 cm</li> <li>• Weight appr 17.1 kg Lam.</li> </ul>		3 431
4688-90	Profim STANDARD FOLDING TABLE 4688-90 (E) <ul style="list-style-type: none"> <li>• L-frame</li> <li>• 120 x 45 cm</li> <li>• Distance between the table legs 103 cm</li> <li>• Weight appr 14.3 kg Lam.</li> </ul>		3 022

**Accessories/Options/Surcharges:**

RS091003	Linking device with screws, not mounted, see below. Available for rectangular table w/ straight edged table top	144
RS092064	Standard Folding table levelling screw	12
3211	Trolley 125 x 71 cm, (without drive bar and retainer for trolley), transport tables (7) standing or (12) lying down	7 627

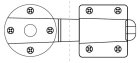
### Accessories/Options/Surcharges:

3212	Trolley 200x71 cm (without drive bar and retainer for trolley), transport tables 13 Std. standing or 12 lying down	8 673
3213	Drive bar for trolley	3 306
3214	Retainer for trolley - requires 2 per trolley for transport of standing tables - price per unit	4 552

#### 1. Laminate on chipboard

Height, approx: 74.5 cm

Trolley with frame. 3211 for transport of 5 upright Profim Standard folding tables. 3212 for transport of 13 upright Profim Standard folding tables. Both trolleys can hold 12 tables lying down



RS091003

S=Standard Collection - normal production time 20-30 working days. Applicable when table top and base are standard (S).

E=Extended Collection - normal production time 30-35 working days. Applicable when any or all component options selected are extended (E).

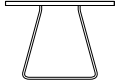
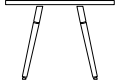
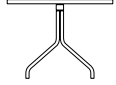
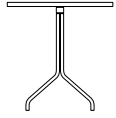
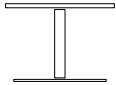
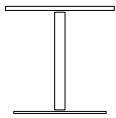
For larger orders, please contact Customer Service for delivery details.


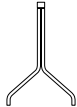

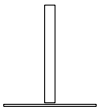
Lightweight core on request.



# Profim TABLES

- SR model comes in four heights, in three colour variations of the base on a circular form
- SH model comes in three heights, four frame colours and a round top made of tempered milk glass
- SF model comes in two heights on a four-star polished aluminium base
- SV model is available on a metal wire frame with four colour variations and the SW model on wooden legs

Item no	Base model +	Price Group (PG)	Tempered glass (G1)	Price
MQC400V000	Profim TABLES SV40 <ul style="list-style-type: none"> <li>• table, round</li> <li>• Ø 600</li> <li>• height 450 mm</li> <li>• wire frame</li> <li>• frame: black</li> </ul>			1 675
MQC400W000	Profim TABLES SW40 <ul style="list-style-type: none"> <li>• table, round</li> <li>• Ø 600</li> <li>• height 450 mm</li> <li>• wooden legs (Beech): H5, H6, H12</li> </ul>			2 831
MQC400H000	Profim TABLES SH40 <ul style="list-style-type: none"> <li>• low table, round</li> <li>• Ø 600</li> <li>• height 450 mm</li> <li>• metal legs</li> <li>• frame: black</li> </ul>			2 046
MQC300H000	Profim TABLES SH30 <ul style="list-style-type: none"> <li>• medium table, round</li> <li>• Ø 600</li> <li>• height 600 mm</li> <li>• metal legs</li> <li>• frame: black</li> </ul>			2 071
MQC400R000	Profim TABLES SR40 <ul style="list-style-type: none"> <li>• low table, round</li> <li>• Ø 600</li> <li>• height 450 mm</li> <li>• round base</li> <li>• base: black</li> </ul>			2 369
MQC300R000	Profim TABLES SR30 <ul style="list-style-type: none"> <li>• medium table, round</li> <li>• Ø 600</li> <li>• height 600 mm</li> <li>• round base</li> <li>• base: black</li> </ul>			2 384

Item no	Base model +	Price Group (PG)	Tempered glass (G1)	Price
MQC40H000F	Profim TABLES SH40 FRAME <ul style="list-style-type: none"> <li>table's frame, low</li> <li>height 440 mm</li> <li>metal legs</li> <li>frame: black</li> </ul>			1 297
MQC30H000F	Profim TABLES SH30 FRAME <ul style="list-style-type: none"> <li>table's frame, medium</li> <li>height 590 mm</li> <li>metal legs</li> <li>frame: black</li> </ul>			1 323
MQC40R000F	Profim TABLES SR40 FRAME <ul style="list-style-type: none"> <li>table's frame, low</li> <li>height 440 mm</li> <li>round base</li> <li>base: black</li> </ul>			1 640
MQC30R000F	Profim TABLES SR30 FRAME <ul style="list-style-type: none"> <li>table's frame, medium</li> <li>height 590 mm</li> <li>round base</li> <li>base: black</li> </ul>			1 664
<b>Accessories/Options/Surcharges:</b>				
	Oak wood - HO6, HO12, HO11 (Only for: SW40)			226
	Table top HPL (Only for: SH30, SR30, SH40, SR40)			1 180
7COPR002	Frames colours: MetallicPro, White RAL 9016, Deep Green RAL 6004, Navy Blue RAL 5003, Burgundy RAL 3005, Salvia/Green RAL 6021, Blue RAL 5014, Terracota RAL 3012 (Only for: SH30, SR30, SR30 FRAME, SH40, SR40, SV40, SR40 FRAME)			26
7COPR003	Frames colours: Lightgrey; Grey (Only for: SH30, SR30, SH30 FRAME, SR30 FRAME, SH40, SR40, SV40, SH40 FRAME, SR40 FRAME)			152

**Table top: tempered glass: G1 (milky)**

Colours of HPL White (LW01), Light Grey (LW03); Grey (LW04), Black (LW02), Navy Blue (LW06), Light Burgundy (LW07) - lead time 20-30 working days.






Frame in Tables SH is dedicated for assembly table tops made only from chipboard, plywood or wood. Self-assembly is not possible in case of glass table tops. Maximum parameters of the table top: Ø 600 mm.






Frame in Tables SR is dedicated for assembly table tops made only from chipboard, plywood or wood. Self-assembly is not possible in case of glass table tops. Maximum parameters of the table top: Ø 900 mm, weight 7,0 kg.

# Profim U-CONNECT

Acer Design a/s, Justus Kolberg, Erik Simonsen

- Folding tables
- A smart mobile folding table with wheels and can nest together when lined up in the vertical position. The table top is anchored with a bracket in the upright position. The table top can be tipped along its long axis
- Table top edge band will match table top colour as standard. Optionally choose black, white or grey table edge band to any table top colour within our range without extra charge.
- Table top in Laminate or Linoleum (24 mm)

Item no	Base model +	Price Group (PG)	①	②	Price
3490-22	Profim U-CONNECT 3490-22 (S) <ul style="list-style-type: none"> <li>• 180 x 80 cm</li> <li>• Distance between the table legs 163 cm</li> <li>• Weight appr 31.6 kg Lam.</li> </ul>		8 901	11 570	
3490-36	Profim U-CONNECT 3490-36 (S) <ul style="list-style-type: none"> <li>• 180 x 70 cm</li> <li>• Distance between the table legs 163 cm</li> <li>• Weight appr 28.7 kg Lam.</li> </ul>		8 695	11 303	
3490-24	Profim U-CONNECT 3490-24 (S) <ul style="list-style-type: none"> <li>• 160 x 80 cm</li> <li>• Distance between the table legs 143 cm</li> <li>• Weight appr 28.7 kg Lam.</li> </ul>		8 089	10 516	
3490-37	Profim U-CONNECT 3490-37 (S) <ul style="list-style-type: none"> <li>• 160 x 70 cm</li> <li>• Distance between the table legs 143 cm</li> <li>• Weight appr 26.1 kg Lam.</li> </ul>		7 905	10 276	
3490-25	Profim U-CONNECT 3490-25 (S) <ul style="list-style-type: none"> <li>• 140 x 80 cm</li> <li>• Distance between the table legs 123 cm</li> <li>• Weight appr 25.4 kg Lam.</li> </ul>		7 356	9 561	

Item no	Base model +	Price Group (PG)	①	②	Price
3490-38	Profim U-CONNECT 3490-38 (S) <ul style="list-style-type: none"> <li>• 140 x 70 cm</li> <li>• Distance between the table legs 123 cm</li> <li>• Weight appr 23.2 kg Lam.</li> </ul>		7 186	9 342	
3490-52	Profim U-CONNECT 3490-52 (S) <ul style="list-style-type: none"> <li>• 140 x 60 cm</li> <li>• Distance between the table legs 123 cm</li> <li>• Weight appr 21 kg Lam.</li> </ul>		7 063	9 182	
3490-27	Profim U-CONNECT 3490-27 (S) <ul style="list-style-type: none"> <li>• 120 x 80 cm</li> <li>• Distance between the table legs 103 cm</li> <li>• Weight appr 22.6 kg Lam.</li> </ul>		7 151	9 297	
3490-39	Profim U-CONNECT 3490-39 (S) <ul style="list-style-type: none"> <li>• 120 x 70 cm</li> <li>• Distance between the table legs 103 cm</li> <li>• Weight appr 21.6 kg Lam.</li> </ul>		7 005	9 107	
3490-54	Profim U-CONNECT 3490-54 (S) <ul style="list-style-type: none"> <li>• 120 x 60 cm</li> <li>• Distance between the table legs 103 cm</li> <li>• Weight appr 18.5 kg Lam.</li> </ul>		6 862	8 922	
<b>Accessories/Options/Surcharges:</b>					
PHFILIP8	Additional price* for polished aluminium legs				1 130

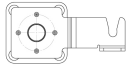
**1. Laminate on chipboard**

**2. Linoleum on chipboard**

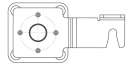
Height 73.5 cm

Features Ø65 mm castors with soft rim and brake


Profim u-Connect table tops (rectangular and squared shapes) can be made available with MDF table core, chamfered edges of 20 degr and with a 10 mm black, white or grey edge band and black paint (see extra charge below)



115000338008



115000338009



S=Standard Collection – normal production time 20-30 working days. Applicable when table top and base are standard (S).

E=Extended Collection – normal production time 30-35 working days (Linoleum: 35 working days). Applicable when any or all component options selected are extended (E).

For larger orders, please contact Customer Service for delivery details.

Lightweight core on request.




**MÖBELFAKTA**

# Profim SEVEN

Tomek Rygalik, Studio Rygalik

- Option of combining colours, it is possible to play with colours (hanger and hooks are available in different shades)

Item no	Base model +	Price Group (PG)	Coat hanger	Price
MSZ0000000	Profim SEVEN • coat hanger			1 606

Hard glides - for soft floors (set).



Colours of frame:

- Black RAL 9005
- MetallicPro
- White RAL 9016
- Lightgrey
- Grey
- Deep green RAL 6004
- Navy blue RAL 5003
- Burgundy RAL 3005
- Salvia/Green RAL 6021
- Blue RAL 5014
- Terracota RAL 3012

It is possible to order hooks in different colour than the coat stand frame.

# Profim CUSHION

- Two sizes
- Several types of fabric

Item no	Base model +	Price Group (PG)	①	②	③	④	Price
MCU3000000	Profim CUSHION CU30 • cushions with filling • 300 x 300 mm		316	502	523	784	
MCU4000000	Profim CUSHION CU40 • cushions with filling • 400 x 400 mm		371	542	563	914	

**1 price group: Cura Loop, Medley, Sprint, Valencia, Xtreme**

**2 price group: Select, Tonal**

**3 price group: Capture, Mainline Flax, Oceanic, Parcel Loop, Step, Synergy, Technicolour**

**4 price group: Steelcut 3, Steelcut Trio 3**

Filling: silicon.

Weight:

CU30 - 0,15 kg,

CU40 - 0,25 kg.

Colour of pillowcase is always white.

Technical details



## TYPE OF PACKAGING

Box sizes legend:

A - 735x760x1115 C - 670x730x835 E - 670x730x1160 G - 815x720x515 I - 815x720x1315  
 B - 735x760x1315 D - 670x730x955 F - 735x720x480 H - 815x720x1115

	Product netto weight (Kg)	Assembled in foil	Assembled in Box			Semi knocked down			Fully knocked down		
		Possibility	Box size (mm)	Box weight (Kg)	Volume (m3)	Box size (mm)	Box weight (Kg)	Volume (m3)	Box size (mm)	Box weight (Kg)	Volume (m3)
<b>AccisPro</b>											
150SFL	18	•	-	-	-	D	4.6	0.47	-	-	-
151SFL	18.5	•	-	-	-	D	4.6	0.47	-	-	-
<b>Action</b>											
100SFL / 105SFL	20.5	•	-	-	-	D	4.6	0.47	-	-	-
110SFL / 115SFL	21.5	•	-	-	-	E	4.6	0.47	-	-	-
<b>LightUp</b>											
230SL / 230SFL / 230STN / 230STLN	17	•	A	4.2	0.62	C	4.5	0.41	F	4.1	0.25
250SL / 250SFL / 250STN / 250STLN	16	•	A	4.2	0.62	C	4.5	0.41	F	4.1	0.25
330STN	18.5	-	-	-	-	C	4.5	0.41	-	-	-
350STN	17.5	-	-	-	-	C	4.5	0.41	-	-	-
<b>Motto</b>											
10SL/10SFL	18.5	•	A	4.2	0.62	C	4.5	0.41	F	4.1	0.25
11SL / 11SFL	19.5	•	A	4.2	0.62	D	4.6	0.47	-	-	-
<b>MyTurn</b>											
10S	22.5	•	I	7,05	0.77	-	-	-	-	-	-
20S	21.5	•	H	6,5	0.65	-	-	-	-	-	-
<b>Pace</b>											
100SFL MAX	19.5	•	A	4.2	0.62	C	4.5	0.41	G	4,65	0.30
101SFL MAX	20	•	B	4.6	0.73	D	4.6	0.47	-	-	-
150SFL MAX	18.5	•	A	4.2	0.62	C	4.5	0.41	G	4,65	0.30
151SFL MAX	19	•	B	4.6	0.73	D	4.6	0.47	-	-	-
<b>Playa</b>											
11SL	21	•	A	4.2	0.62	D	4.6	0.47	G	4,65	0.30
12SL	19	•	B	4.6	0.73	E	4.6	0.47	-	-	-

## TYPE OF PACKAGING

Box sizes legend:

A - 735x760x1115 C - 670x730x835 E - 670x730x1160 G - 815x720x515 I - 815x720x1315  
 B - 735x760x1315 D - 670x730x955 F - 735x720x480 H - 815x720x1115

	Product netto weight (Kg)	Assembled in foil	Assembled in Box			Semi knocked down			Fully knocked down		
		Possibility	Box size (mm)	Box weight (Kg)	Volume (m3)	Box size (mm)	Box weight (Kg)	Volume (m3)	Box size (mm)	Box weight (Kg)	Volume (m3)
<b>Raya</b>											
21S / 23S	16	•	A	4.2	0.62	C	4.5	0.41	F	4.1	0.25
21SL / 23SL	17.5	•	A	4.2	0.62	C	4.5	0.41	F	4.1	0.25
<b>TrilloPro</b>											
20ST	11.5	-	-	-	-	-	-	-	F	4.1	0.25
21ST	12	-	-	-	-	-	-	-	F	4.1	0.25
20HST	12.5	-	-	-	-	-	-	-	G	4,65	0.30
21HST	13	-	-	-	-	-	-	-	G	4,65	0.30
30ST	14.5	-	-	-	-	-	-	-	G	4,65	0.30
31ST	14	-	-	-	-	-	-	-	G	4,65	0.30
<b>Veris Net</b>											
100SFL / 101SFL	16.5	•	A	4.2	0.62	D	4.6	0.47	-	-	-
110SFL / 111SFL	17.5	•	B	4.6	0.73	E	5	0.57	-	-	-
<b>Violle</b>											
130	20	•	A	4.2	0.62	C	4.5	0.41	-	-	-
131	20.5	•	B	4.6	0.73	D	4.6	0.47	-	-	-
150	19.5	•	A	4.2	0.62	C	4.5	0.41	-	-	-
151	20	•	B	4.6	0.73	D	4.6	0.47	-	-	-
<b>Xenon</b>											
10SL / 10SFL / 10STN / 10STLN	19.5	•	A	4.2	0.62	C	4.5	0.41	G	4,65	0.30
11SL / 11SFL / 11STN / 11STLN	20.5	•	B	4.6	0.73	D	4.6	0.47	-	-	-
<b>Xenon Net</b>											
100SL / 101SL / 100SFL / 101SFL / 100STN / 101STN / 100STLN / 101STLN	18.5	•	A	4.2	0.62	C	4.5	0.41	G	4,65	0.30
110SL / 111SL / 110SFL / 111SFL / 110STN / 111STN / 110STLN / 111STLN	19.5	•	B	4.6	0.73	D	4.6	0.47	-	-	-

## TYPE OF PACKAGING

Box type legend: A - 670x730x955, 3,2Kg, 0,47m<sup>3</sup> B - 670x730x1160, 3,6Kg, 0,5m<sup>3</sup> C - 720x720x710, 4,2Kg, 0,37m<sup>3</sup>

	Product netto weight (Kg)	1 pc	2 pcs	3 pcs	4 pcs	5 pcs	Box Info	Comments
		Box type	Box type	Box type	Box type	Box type		
<b>Acos<sup>Pro</sup></b>								
30H	10,5	A	-	-	-	-	1 pc/box A	
30V	12,5	A	B	-	-	-	1-2 pcs/box B	
<b>Arca</b>								
21V	8,5	A	-	-	-	-	1 pc/box A	
<b>Ariz</b>								
550CV	8	B	B	-	-	-	1-2 pcs/box B	
550V	6,5	A	A	B	B	B	1-2 pcs/box A 3-5 pcs/box B	
555CV	7,5	B	B	-	-	-	1-2 pcs/box B	
555V	6	A	A	B	B	B	1-2 pcs/box A 3-5 pcs/box B	
560CV	8,5	B	B	-	-	-	1-2 pcs/box B	
560V	7	A	A	B	B	B	1-2 pcs/box A 3-5 pcs/box B	
570CV	9	B	B	-	-	-	1-2 pcs/box B	
570V	7,5	A	A	B	B	B	1-2 pcs/box A 3-5 pcs/box B	
575CV	8	A	B	-	-	-	1-2 pcs/box B	
575V	6,5	A	A	B	B	B	1-2 pcs/box A 3-5 pcs/box B	
<b>Bit</b>								
550H	5,5	A	A	B	-	-	1-2 pcs/box A 3-3 pcs/box B	
550V	7,5	A	A	B	-	-	1-2 pcs/box A 3-3 pcs/box B	
555H	5,5	A	A	B	-	-	1-2 pcs/box A 3-3 pcs/box B	
555V	7,5	A	A	B	-	-	1-2 pcs/box A 3-3 pcs/box B	
560H	6,5	A	A	B	-	-	1-2 pcs/box A 3-3 pcs/box B	
560V	8	A	A	B	-	-	1-2 pcs/box A 3-3 pcs/box B	
570H	7	A	A	B	-	-	1-2 pcs/box A 3-3 pcs/box B	
570V	8,5	A	A	B	-	-	1-2 pcs/box A 3-3 pcs/box B	
575H	6,5	A	A	B	-	-	1-2 pcs/box A 3-3 pcs/box B	
575V	8	A	A	B	-	-	1-2 pcs/box A 3-3 pcs/box B	
580H	7	A	B	B	-	-	1-1 pc/box A 2-3 pcs/box B	
580V	9,5	A	B	B	-	-	1-1 pc/box A 2-3 pcs/box B	

## TYPE OF PACKAGING

Box type legend: A - 670x730x955, 3,2Kg, 0,47m<sup>3</sup> B - 670x730x1160, 3,6Kg, 0,5m<sup>3</sup> C - 720x720x710, 4,2Kg, 0,37m<sup>3</sup>

	Product netto weight (Kg)	1 pc	2 pcs	3 pcs	4 pcs	5 pcs	Box Info	Comments
		Box type	Box type	Box type	Box type	Box type		
<b>Com</b>								
K12CV	7,5	B	-	-	-	-	1 pc/box B	
K12H	5,5	A	-	-	-	-	1 pc/box A	with writing table
K12H	5,5	A	A	B	B	B	1-2 pcs/box A 3-5 pcs/box B	without writing table
K12HC	7,5	A	-	-	-	-	1 pc/box A	
K12HF	7,5	A	-	-	-	-	1 pc/box A	
K12HS	7,5	A	-	-	-	-	1 pc/box A	
K12V	6,5	A	A	B	B	B	1-2 pcs/box A 3-5 pcs/box B	Cantliver V
K12V	6,5	A	A	B	-	-	1-2 pcs/box A 3-3 pcs/box B	Cantliver V1;V2
K22CV	8	B	-	-	-	-	1 pc/box B	
K22H	6	A	-	-	-	-	1 pc/box A	with writing table
K22H	6	A	A	B	B	B	1-2 pcs/box A 3-5 pcs/box B	without writing table
K22HC	8	A	-	-	-	-	1 pc/box A	
K22HF	8	A	-	-	-	-	1 pc/box A	
K22HS	8	A	-	-	-	-	1 pc/box A	
K22V	7	A	A	B	B	B	1-2 pcs/box A 3-5 pcs/box B	Cantliver V
K22V	7	A	A	B	B	B	1-2 pcs/box A 3-3 pcs/box B	Cantliver V1;V2
K32H	6,5	A	-	-	-	-	1 pc/box A	with writing table
K32H	6,5	A	A	B	B	B	1-2 pcs/box A 3-5 pcs/box B	without writing table
K32HC	8,5	A	-	-	-	-	1 pc/box A	
K32HF	8,5	A	-	-	-	-	1 pc/box A	
K32HS	8,5	A	-	-	-	-	1 pc/box A	
K32V	7,5	A	A	B	B	B	1-2 pcs/box A 3-5 pcs/box B	Cantliver V
K32V	7,5	A	A	B	-	-	1-2 pcs/box A 3-3 pcs/box B	Cantliver V1;V2
K42CV	8	B	-	-	-	-	1 pc/box B	
K42H	6	A	-	-	-	-	1 pc/box A	with writing table
K42H	6	A	A	B	B	B	1-2 pcs/box A 3-5 pcs/box B	without writing table
K42HC	9,5	A	-	-	-	-	1 pc/box A	
K42HF	9,5	A	-	-	-	-	1 pc/box A	
K42HS	9,5	A	-	-	-	-	1 pc/box A	
K42V	7	A	A	B	B	B	1-2 pcs/box A 3-5 pcs/box B	Cantliver V
K42V	7	A	A	B	-	-	1-2 pcs/box A 3-3 pcs/box B	Cantliver V1;V2

## TYPE OF PACKAGING

Box type legend: A - 670x730x955, 3,2Kg, 0,47m<sup>3</sup> B - 670x730x1160, 3,6Kg, 0,5m<sup>3</sup> C - 720x720x710, 4,2Kg, 0,37m<sup>3</sup>

		1 pc	2 pcs	3 pcs	4 pcs	5 pcs	Box Info	Comments
	Product netto weight (Kg)	Box type	Box type	Box type	Box type	Box type		
<b>Chic</b>								
20F	10,5	A	-	-	-	-	1 pc/box A	
20H	9,5	A	-	-	-	-	1 pc/box A	
21F	10,5	A	-	-	-	-	1 pc/box A	
21H	9	A	-	-	-	-	1 pc/box A	
20CH	11	B	-	-	-	-	1 pc/box B	
20CR	25	B	-	-	-	-	1 pc/box B	
21CH	10	B	-	-	-	-	1 pc/box B	
21CR	24	B	-	-	-	-	1 pc/box B	
<b>Ellie<sup>Pro</sup></b>								
10 HST	16	B	-	-	-	-	1 pc/box B	
10 HW	15	B	-	-	-	-	1 pc/box B	
10 V3	16	B	-	-	-	-	1 pc/box B	
20 HST	15	B	-	-	-	-	1 pc/box B	
20 HW	14	B	-	-	-	-	1 pc/box B	
20 V3	15	B	-	-	-	-	1 pc/box B	
<b>Fan</b>								
10E	13	C	-	-	-	-	1 pc/box C	Box C - Semi knocked down
10F	11,5	A	-	-	-	-	1 pc/box A	
10H	10,5	A	-	-	-	-	1 pc/box A	
10V	10,5	A	-	-	-	-	1 pc/box A	
10R	23	A	-	-	-	-	1 pc/box A	
10Z	12	C	-	-	-	-	1 pc/box C	Box C - Semi knocked down
<b>MyTurn</b>								
21VN	12,5	B	-	-	-	-	1 pc/box B	Non stackable cantliver
<b>Normo</b>								
500H	7	A	A	B	B	-	1-2 pcs/box A 3-4 pcs/box B	
500HC	9	A	-	-	-	-	1 pc/box A	
500HS	9,5	A	-	-	-	-	1 pc/box A	
500V	11,5	A	-	-	-	-	1 pc/box A	with long armrest
500V	8	A	A	B	B	-	1-2 pcs/box A 3-4 pcs/box B	without long armrest
<b>Nu</b>								
20F	12	A	-	-	-	-	1 pc/box A	
20H	11	A	-	-	-	-	1 pc/box A	
20R	22	A	-	-	-	-	1 pc/box A	
20V3	11	A	-	-	-	-	1 pc/box A	

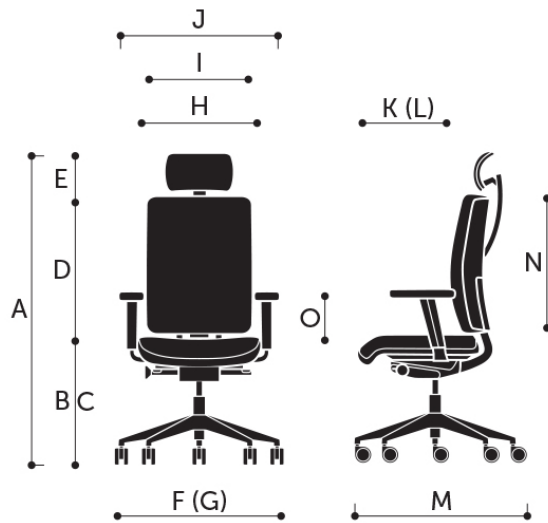
## TYPE OF PACKAGING

Box type legend: A - 670x730x955, 3,2Kg, 0,47m<sup>3</sup> B - 670x730x1160, 3,6Kg, 0,5m<sup>3</sup> C - 720x720x710, 4,2Kg, 0,37m<sup>3</sup>

		1 pc	2 pcs	3 pcs	4 pcs	5 pcs	Box Info	Comments
	Product netto weight (Kg)	Box type	Box type	Box type	Box type	Box type		
<b>Sun</b>								
H	5	A	B	B	-	-	1-1 pc/box A 2-3 pcs/box B	with writing table
H	5	A	B	B	B	-	1-1 pc/box A 2-4 pcs/box B	without writing table
H 2P	6	A	B	B	-	-	1-1 pc/box A 2-3 pcs/box B	with writing table
H 2P	6	A	B	B	B	-	1-1 pc/box A 2-4 pcs/box B	without writing table
V 2P	9,5	A	B	B	-	-	1-1 pc/box A 2-3 pcs/box B	with writing table
V 2P	9,5	A	B	B	-	-	1-1 pc/box A 2-3 pcs/box B	without writing table
<b>Xenon</b>								
20H	9,5	A	A	B	-	-	1-2 pcs/box A 3-3 pcs/box B	
20V	12	A	B	B	-	-	1-1 pc/box A 2-3 pcs/box B	
<b>Xenon Net</b>								
20H	9	A	A	B	-	-	1-2 pcs/box A 3-3 pcs/box B	
20V	11,5	A	B	B	-	-	1-1 pc/box A 2-3 pcs/box B	
<b>Zoo</b>								
500 H	7,5	A	A	A	-	-	1-3 pcs /box A	without writing table and castors
500 H	7,5	A	-	-	-	-	1 pc/box A	with writing table and glide
500 HC	8	A	-	-	-	-	1 pc/box A	with castors
500 V	8,5	A	A	A	-	-	1-3 pcs /box A	without writing table
500 V	8,5	A	-	-	-	-	1 pc/box A	with writing table
502 H	7	A	A	A	-	-	1-3 pcs /box A	without writing table and castors
502 H	7	A	-	-	-	-	1 pc/box A	with writing table and glide
502 HC	7	A	-	-	-	-	1 pc/box A	with castors
502 V	8	A	A	A	-	-	1-3 pcs /box A	without writing table
502 V	8	A	-	-	-	-	1 pc/box A	with writing table
522 H	7	A	A	A	-	-	1-3 pcs /box A	without writing table and castors
522 H	7	A	-	-	-	-	1 pc/box A	with writing table and glide
522 HC	7,5	A	-	-	-	-	1 pc/box A	with castors
522 V	8	A	A	A	-	-	1-3 pcs /box A	without writing table
522 V	8	A	-	-	-	-	1 pc/box A	with writing table

# Technical details














## VISOTR CHAIRS/SWIVEL CHAIRS



		A	B	C	D	E	F(G)	H	I	J	K(L)	M	N	O
<b>AccisPro</b>	<b>150SFL</b>	1030-1160	430-560	(390-520)	580		690 (ø 720)	500	470	805	390-460 (460)	720	650	P63 180-280
	<b>151SFL</b>	1030-1160	430-560	(390-520)	580	155	690 (ø 720)	500	470	805	390-460 (460)	720	650	P63 180-280
<b>Action</b>	<b>100SFL</b>	1130-1250	470-590	(410-530)	690		690 (ø 720)	500	490	690	450-500 (490)	720	770	150-250
	<b>105SFL</b>	1130-1250	470-590	(410-530)	690		690 (ø 720)	500	490	690	450-500 (490)	720	770	150-250
	<b>110SFL</b>	1260-1500	470-590	(410-530)	690	135-250	690 (ø 720)	500	490	690	450-500 (490)	720	770	150-250
	<b>115SFL</b>	1260-1500	470-590	(410-530)	690	135-250	690 (ø 720)	500	490	690	450-500 (490)	720	770	150-250
<b>ElliePro</b>	<b>10ST</b>	1000-1130	430-560	(400-530)	590		680 (ø 710)	420	450	680	440 (470)	650	630	190
	<b>20ST</b>	890-1020	430-560	(400-530)	480		680 (ø 710)	420	450	680	440 (470)	650	520	190
	<b>10HST</b>	1050	490	(460)	590		580	420	450	770	440 (470)	770	630	190
	<b>20HST</b>	940	490	(460)	480		580	420	450	770	440 (470)	770	520	190
	<b>10V3</b>	1050	490	(460)	590		570	420	450	790	440 (470)	790	630	190
	<b>20V3</b>	940	490	(460)	480		570	420	450	790	440 (470)	790	520	190
	<b>10HW</b>	1050	490	(460)	590		570	420	450	800	440 (470)	790	630	190
	<b>20HW</b>	940	490	(460)	480		570	420	450	800	440 (470)	790	520	190
<b>LightUp</b>	<b>230SL</b>	970-1100	450-580	(400-530)	550		690 (ø 720)	480	470	P67 700 P68 790	395-470 (460)	660	550	P67 180-280 P68 180-280
	<b>230SFL</b>	970-1100	450-580	(400-530)	550		690 (ø 720)	480	470	P67 700 P68 790	395-470 (460)	660	550	P67 180-280 P68 180-280
	<b>230STN</b>	970-1100	450-580	(400-530)	550		690 (ø 720)	480	470	P67 700 P68 790	395 (460)	660	550	P67 180-280 P68 180-280
	<b>230STLN</b>	970-1100	450-580	(400-530)	550		690 (ø 720)	480	470	P67 700 P68 790	395-470 (460)	660	550	P67 180-280 P68 180-280
	<b>250SL</b>	970-1100	450-580	(400-530)	550		690 (ø 720)	480	470	P67 700 P68 790	395-470 (460)	660	550	P67 180-280 P68 180-280
	<b>250SFL</b>	970-1100	450-580	(400-530)	550		690 (ø 720)	480	470	P67 700 P68 790	395-470 (460)	660	550	P67 180-280 P68 180-280
	<b>250STN</b>	970-1100	450-580	(400-530)	550		690 (ø 720)	480	470	P67 700 P68 790	395 (460)	660	550	P67 180-280 P68 180-280

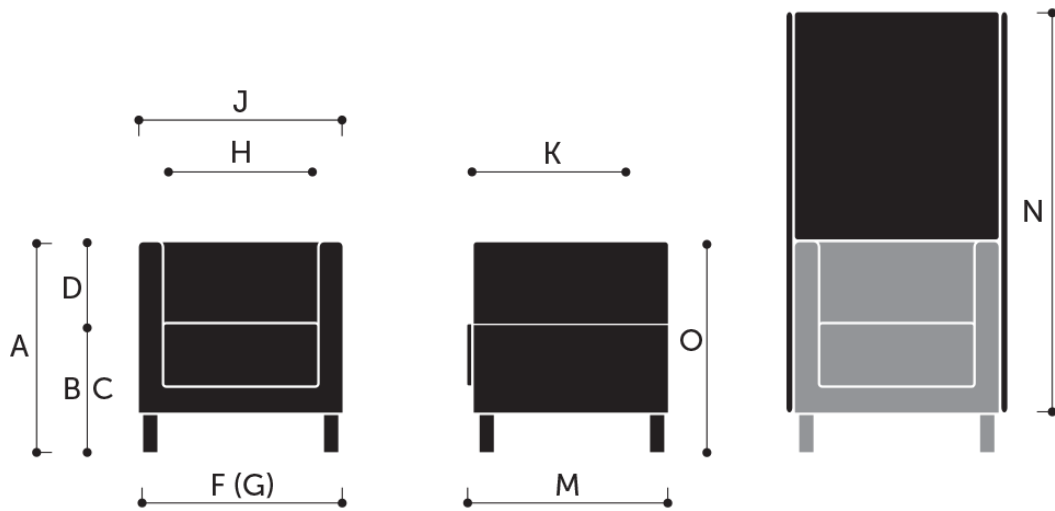
	<b>250STLN</b>	970-1100	450-580	(400-530)	550		690 (ø 720)	480	470	P67 700 P68 790	395-470 (460)	660	550	P67 180-280 P68 180-280
	<b>330STN</b>	1200-1460	690-950	(650-910)	550		690 (ø 720)	480	470	P67 700 P68 790	395 (460)	660	550	180-280
	<b>350STN</b>	1200-1460	690-950	(650-910)	550		690 (ø 720)	480	470	P67 700 P68 790	395 (460)	660	550	180-280
<b>Mickey</b>			570-900	(550-880)			320			360				
<b>Motto</b>	<b>10SL</b>	965-1180	450-580	(400-530)	535-620		690 (ø 720)	490	480	P67 710 P68 800	395-470 (450)	660	590	P67 170-270 P68 170-270
	<b>10SFL</b>	965-1180	450-580	(400-530)	535-620		690 (ø 720)	490	480	P67 710 P68 800	395-470 (450)	660	590	P67 170-270 P68 170-270
	<b>11SL</b>	1135-1410	450-580	(400-530)	535-620	170-230	690 (ø 720)	490	480	P67 710 P68 800	395-470 (450)	660	590	P67 170-270 P68 170-270
	<b>11SFL</b>	1135-1410	450-580	(400-530)	535-620	170-230	690 (ø 720)	490	480	P67 710 P68 800	395-470 (450)	660	590	P67 170-270 P68 170-270
<b>MyTurn</b>	<b>10S</b>	1200-1310	450-560	(400-510)	780		700 (ø 740)	530	500	PU/O - 730 FO - 700	480 (490)	660	870	O 230 PU 220
	<b>20S</b>	990-1100	450-560	(400-510)	560		700 (ø 740)	530	500	PU/O - 730 FO - 700	480 (490)	660	650	O 230 PU 220
<b>Pace</b>	<b>100SFL MAX</b>	1000-1135	420-555	(390-520)	580		705 (ø 730)	490	470	P65 720 P66 810	375-450 (455)	675	660	170-270
	<b>101SFL MAX</b>	1165-1395	420-555	(390-520)	580	165-260	705 (ø 730)	490	470	P65 720 P66 810	375-450 (455)	675	660	170-270
	<b>150SFL MAX</b>	1000-1135	420-555	(390-520)	580		705 (ø 730)	490	470	P65 720 P66 810	400-475 (455)	675	660	170-270
	<b>151SFL MAX</b>	1165-1395	420-555	(390-520)	580	165-260	705 (ø 730)	490	470	P65 720 P66 810	400-475 (455)	675	660	170-270
<b>Trillo<sup>Pro</sup></b>	<b>20HST</b>	910	460	(440)	480		580	490	450	770	440 (500)	770	460	210
	<b>21HST</b>	910	460	(440)	480		580	490	450	770	420 (500)	770	460	210
	<b>20ST</b>	880-1010	430-560	(370-500)	480		680 (ø 710)	490	450	680	440 (500)	650	460	210
	<b>21ST</b>	880-1010	430-560	(370-500)	480		680 (ø 710)	490	450	680	420 (500)	650	460	210
	<b>30ST</b>	1130-1380	680-930	(620-870)	480		680 (ø 710)	490	450	680	440 (500)	650	460	210
	<b>31ST</b>	1130-1380	680-930	(620-870)	480		680 (ø 710)	490	450	680	420 (500)	650	460	210
<b>Veris Net</b>	<b>100SFL</b>	1080-1190	490-600	(420-530)	610		690 (ø 720)	510	470	680	440-490 (500)	660	590	P48 160-260 P54 150-230
	<b>101SFL</b>	1080-1190	490-600	(420-530)	610		690 (ø 720)	510	470	680	440-490 (500)	660	590	P54 150-230 P48 160-260
	<b>110SFL</b>	1260-1420	490-600	(420-530)	610	190-240	690 (ø 720)	510	470	680	440-490 (500)	660	590	P48 160-260 P54 150-230
	<b>111SFL</b>	1260-1420	490-600	(420-530)	610	190-240	690 (ø 720)	510	470	680	440-490 (500)	660	590	P54 150-230 P48 160-260
<b>Violle</b>	<b>130SFL</b>	990-1130	440-580	(390-520)	580		690 (ø 720)	510	470	690	420-480 (470)	660	570	P62 150-240
	<b>131SFL</b>	1160-1360	440-580	(390-520)	580		690 (ø 720)	510	470	690	420-480 (470)	660	570	P62 150-240
	<b>150SFL</b>	1000-1140	440-580	(390-520)	590		690 (ø 720)	510	470	690	430-490 (470)	660	570	P62 150-240
	<b>151SFL</b>	1170-1370	440-580	(390-520)	580		690 (ø 720)	510	470	690	430-490 (470)	660	570	P62 150-240
	<b>130F</b>	1010	480	(430)	570		570 (ø 790)	500	470	570	450 (480)	610	570	680
	<b>130F PU</b>	1010	480	(430)	570		570 (ø 790)	500	470	570	450 (480)	610	570	680
	<b>150F</b>	1010	480	(430)	570		570 (ø 790)	500	470	570	470 (480)	610	570	680

	<b>150F PU</b>	1010	480	(430)	570		570 (ø 790)	500	470	570	470 (480)	610	570	680
<b>Xenon</b>	<b>10SL</b>	1020-1150	450-580	(395-525)	590		690 (ø 720)	500	460	P69 710 P70 800	395-470 (475)	660	570	P69 170-270 P70 170-270
	<b>10SFL</b>	1020-1150	450-580	(395-525)	590		690 (ø 720)	500	460	P69 710 P70 800	395-470 (475)	660	570	P69 170-270 P70 170-270
	<b>10STN</b>	1020-1150	450-580	(395-525)	590		690 (ø 720)	500	460	P69 710 P70 800	395 (475)	660	570	P69 170-270 P70 170-270
	<b>10STLN</b>	1020-1150	450-580	(395-525)	590		690 (ø 720)	500	460	P69 710 P70 800	395-470 (475)	660	570	P69 170-270 P70 170-270
	<b>11SL</b>	1190-1380	450-580	(395-525)	590	170-230	690 (ø 720)	500	460	P69 710 P70 800	395-470 (475)	660	570	P69 170-270 P70 170-270
	<b>11SFL</b>	1190-1380	450-580	(395-525)	590	170-230	690 (ø 720)	500	460	P69 710 P70 800	395-470 (475)	660	570	P69 170-270 P70 170-270
	<b>11STN</b>	1190-1380	450-580	(395-525)	590	170-230	690 (ø 720)	500	460	P69 710 P70 800	395 (475)	660	570	P69 170-270 P70 170-270
	<b>11STLN</b>	1190-1380	450-580	(395-525)	590	170-230	690 (ø 720)	500	460	P69 710 P70 800	395-470 (475)	660	570	P69 170-270 P70 170-270
	<b>Xenon Net</b>	<b>110SL</b>	1020-1150	450-580	(395-525)	590		690 (ø 720)	500	460	P69 710 P70 800	395-470 (475)	660	560
<b>110SFL</b>		1020-1150	450-580	(395-525)	590		690 (ø 720)	500	460	P69 710 P70 800	395-470 (475)	660	560	P69 170-270 P70 170-270
<b>110STN</b>		1020-1150	450-580	(395-525)	590		690 (ø 720)	500	460	P69 710 P70 800	395 (475)	660	560	P69 170-270 P70 170-270
<b>110STLN</b>		1020-1150	450-580	(395-525)	590		690 (ø 720)	500	460	P69 710 P70 800	395-470 (475)	660	560	P69 170-270 P70 170-270
<b>111SL</b>		1020-1150	450-580	(395-525)	590		690 (ø 720)	500	460	P69 710 P70 800	395-470 (475)	660	560	P69 170-270 P70 170-270
<b>111SFL</b>		1020-1150	450-580	(395-525)	590		690 (ø 720)	500	460	P69 710 P70 800	395-470 (475)	660	560	P69 170-270 P70 170-270
<b>111STN</b>		1020-1150	450-580	(395-525)	590		690 (ø 720)	500	460	P69 710 P70 800	395 (475)	660	560	P69 170-270 P70 170-270
<b>111STLN</b>		1020-1150	450-580	(395-525)	590		690 (ø 720)	500	460	P69 710 P70 800	395-470 (475)	660	560	P69 170-270 P70 170-270
<b>100SL</b>		1190-1380	450-580	(395-525)	590	170-230	690 (ø 720)	500	460	P69 710 P70 800	395-470 (475)	660	570	P69 170-270 P70 170-270
<b>101SL</b>		1190-1380	450-580	(395-525)	590	170-230	690 (ø 720)	500	460	P69 710 P70 800	395-470 (475)	660	570	P69 170-270 P70 170-270
<b>100SFL</b>		1190-1380	450-580	(395-525)	590	170-230	690 (ø 720)	500	460	P69 710 P70 800	395-470 (475)	660	570	P69 170-270 P70 170-270
<b>101SFL</b>		1190-1380	450-580	(395-525)	590	170-230	690 (ø 720)	500	460	P69 710 P70 800	395-470 (475)	660	570	P69 170-270 P70 170-270
<b>100STN</b>		1190-1380	450-580	(395-525)	590	170-230	690 (ø 720)	500	460	P69 710 P70 800	395 (475)	660	570	P69 170-270 P70 170-270
<b>101STN</b>		1190-1380	450-580	(395-525)	590	170-230	690 (ø 720)	500	460	P69 710 P70 800	395 (475)	660	570	P69 170-270 P70 170-270
<b>100STLN</b>		1190-1380	450-580	(395-525)	590	170-230	690 (ø 720)	500	460	P69 710 P70 800	395-470 (475)	660	570	P69 170-270 P70 170-270
<b>101STLN</b>	1190-1380	450-580	(395-525)	590	170-230	690 (ø 720)	500	460	P69 710 P70 800	395-470 (475)	660	570	P69 170-270 P70 170-270	

		 Netto	 Brutto											
<b>AccisPro</b>	150SFL	18,0			•									
	151SFL	18,5			•									
<b>Action</b>	100SFL	20,5		•										
	105SFL	20,5		•										
	110SFL	21,5		•										
	115SFL	21,5		•										
<b>ElliePro</b>	10ST	16,0		•	•									
	20ST	15,0		•	•									
	10HST	16,0		•	•									
	20HST	15,0		•	•									
	10V3	16,0		•	•									
	20V3	15,0		•	•									
	10HW	15,0		•	•									
	20HW	14,0		•	•									
<b>LightUp</b>	230SL	17,0			•								•	
	230SFL	17,0			•								•	
	230STN	17,0			•								•	
	230STLN	17,0			•								•	
	250SL	16,0			•								•	
	250SFL	16,0			•								•	
	250STN	16,0			•								•	
	250STLN	16,0			•								•	
	330STN	18,0			•								•	
	350STN	19,0			•								•	
<b>Mickey</b>		11,5	13,5		•									
<b>Motto</b>	10SL	18,5			•									
	10SFL	18,5			•									
	11SL	19,5			•									
	11SFL	19,5			•									
<b>MyTurn</b>	10S	22,5												
	20S	21,5												
<b>Pace</b>	100SFL MAX	19,5			•								•	
	101SFL MAX	20,0			•								•	
	150SFL MAX	18,5			•								•	
	151SFL MAX	19,0			•								•	
<b>TrilloPro</b>	20HST	12,5			•									
	21HST	13,0			•									
	20ST	11,5			•									
	21ST	12,0			•									
	30ST	14,5			•									
	31ST	14,0			•									

<b>Veris Net</b>	100SFL	16,5												
	101SFL	16,5												
	110SFL	17,5												
	111SFL	17,5												
<b>Violle</b>	130SFL	20,0			•								•	
	131SFL	20,5			•								•	
	150SFL	19,5			•								•	
	151SFL	20,0			•								•	
	130F	13,5		•	•									
	130F PU	13,5		•	•									
	130F 2P	16,0		•	•									
	150F	13,0		•	•									
	150F PU	13,0		•	•									
	150F 2P	15,5		•	•									
<b>Xenon</b>	10SL	19,5			•								•	
	10SFL	19,5			•								•	
	10STN	19,5			•								•	
	10STLN	19,5			•								•	
	11SL	20,5			•								•	
	11SFL	20,5			•								•	
	11STN	20,5			•								•	
	11STLN	20,5			•								•	
<b>Xenon Net</b>	110SL	18,5			•								•	
	110SFL	18,5			•								•	
	110STN	18,5			•								•	
	110STLN	18,5			•								•	
	111SL	18,5			•								•	
	111SFL	18,5			•								•	
	111STN	18,5			•								•	
	111STLN	18,5			•								•	
	100SL	19,5			•								•	
	101SL	19,5			•								•	
	100SFL	19,5			•								•	
	101SFL	19,5			•								•	
	100STN	19,5			•								•	
	101STN	19,5			•								•	
	100STLN	19,5			•								•	
	101STLN	19,5			•								•	

# SOFTSEATING

















		A	B	C	D	F(G)	H	I	J	K	M	N	O
<b>Chic</b>	21H	810	470	(440)	350	500	490		500	440	550		
	21HW	810	470	(440)	350	500	490		500	440	550		
	20H	810	470	(440)	350	500	460		560	440	550		570
	20HW	810	470	(440)	350	500	460		560	440	550		570
	20F	810	470	(440)	350	510 (ø 700)	460		700	440	700		570
	10FU	790	400	(320)	450	540	590		750	540	750		500
	10FUS	790	400	(320)	450	ø 510	590		750	540	750		500
	21CH	1120	790	(760)	350	540	490		540	440	700		
	20CH	1120	790	(760)	350	540	460		560	440	700		910
<b>Chic Lounge</b>	A10V3	1060	400	(330)	710	640		670	740	470	850		
	A20V3	740	400	(330)	390	640		670	740	470	790		
	A10F	1050	400	(330)	710	590		670	740	470	840		
	A20F	740	400	(330)	390	590		670	740	470	800		
	PV3		400	(330)		610			730		660		
<b>Decenta</b>	30H	800	450	(350)			1980		2360	475	850		
	20H	800	450	(350)			1410		1775	475	850		
	10H	800	450	(350)			690		1070	475	850		
<b>Fan</b>	10H	850	450	(430)	420	500	430		670	460	600		650
	10HS	850	450	(430)	420	500	430		670	460	600		650
	10HC	850	450	(430)	420	500	430		670	460	600		650
	10HW	870	470	(440)	420	500	430		670	460	600		660
	10V	850	450	(400)	420	560	430		670	460	620		640
	20V	850	450	(410)	420	1050	940		1170	460	620		640
	10R	860	460	(410)	420	ø 480	430		670	460	600		650
	10F	860	460	(410)	420	510 (ø 700)	430		700	460	700		650
	10T	840-940	420-520	(370-470)	420	690 (ø 720)	430		720	460	660		620-720
	10E	810-910	400-500	(350-450)	420	690 (ø 720)	430		720	460	660		590-690
<b>MyTurn Sofa</b>	10H	750	460	(400)			650		920	580	890		
	10V	750	460	(400)			650		920	580	890		
	20H	750	460	(400)			1300		1570	580	890		
	20V	750	460	(400)			1300		1570	580	890		

	30H	750	460	(400)			1950		2220	580	890		
	30V	750	460	(400)			1950		2220	580	890		
<b>Nu</b>	20HS	740	460	(420)	290	490		460	690	440	690		670
	20HW	740	460	(420)	290	550		460	600	440	590		670
	20V3	740	460	(420)	290	600		460	600	440	580		670
	20R	740	460	(430)	290	ø 480		460	600	440	550		670
	20F	740	460	(420)	290	510 (ø 700)		460	700	440	700		670
	20HC	740	460	(420)	290	580 (ø 770)		460	770	440	770		670
<b>October</b>	10		440	(400)			670		670	670	670		
	20		440	(400)			1310		1310	670	670		
	11	840	440	(400)			790		790	580	840		
	21	840	440	(400)			1410		1410	580	840		
	31	840	440	(400)			2070		2070	580	840		
	12	1170	440	(400)			790		790	580	950		
	22	1170	440	(400)			1410		1410	580	950		
	32	1170	440	(400)			2070		2070	580	950		
<b>Revo</b>	SW240	450				2400					850		
	SW180	450				1800					850		
	SW120	450				1200					850		
	SN210	450				2100					600		
	SN150	450				1500					600		
	P60	450				600					600		
	P40	450				400					400		
	B180	300				1800					300		
	B120	300				1200					300		
	B90	300				900					300		
	W180	1470				1800					25		
	W120	1470				1200					25		
	W90	1470				900					25		
<b>Snap</b>	20H	880	460	(370)	450	590			630	470	760		
	20H 2P	880	460	(370)	450	590			630	470	760		620
	21H	880	470	(390)	450	590			700	470	760		
	21H 2P	880	470	(390)	450	590			700	470	760		620
	21H 2PF	880	470	(390)	450	590			700	470	760		660
<b>SoftBox</b>	10		430	(350)					750		750		
	1C	740	430	(350)			570		750	570	750		
	11	740	430	(350)			500		880	570	750		
	20	740	430	(350)			1500		1500	570	750		
	2B	740	430	(350)			1500		1500	570	750		
	2L	740	430	(350)			1310		1500	570	750		
	2R	740	430	(350)			1310		1500	570	750		
	21	740	430	(350)			1140		1500	570	750		
	3B	740	430	(350)			2250		2250	570	750		
	3L	740	430	(350)			2050		2250	570	750		
	3R	740	430	(350)			2050		2250	570	750		
	31	740	430	(350)			1890		2250	570	750		
	1CW	1230	430	(350)			570		770	570	770		

	11W	1230	430	(350)			500		920	570	770		
	2BW	1230	430	(350)			1500		1500	570	770		
	2LW	1230	430	(350)			1310		1520	570	770		
	2RW	1230	430	(350)			1310		1520	570	770		
	21W	1230	430	(350)			1140		1540	570	770		
	3BW	1230	430	(350)			2250		2250	570	770		
	3LW	1230	430	(350)			2050		2270	570	770		
	3RW	1230	430	(350)			2050		2270	570	770		
	31W	1230	430	(350)			1890		2290	570	770		
	S2	410							750		750		
<b>Sorriso</b>	10V	750	470	(400)	310	610		520	790	430	610		690
<b>Vancouver Lite</b>	VL1 H	710	440	(400)			530		700	480	680		
	VL1 V	710	440	(400)			530		700	480	680		
	VL1,5 H	725	440	(400)			840		1160	480	870		
	VL1,5 V	755	440	(400)			840		1160	480	870		
	VL1,5 HC	755	440	(400)			840		1160	480	870		
	VL2 H	710	440	(400)			1060		1230	480	680		
	VL2 V	710	440	(400)			1060		1230	480	680		
	VL2,5 H	710	440	(400)			1330		1500	480	680		
	VL2,5 V	710	440	(400)			1330		1500	480	680		
	VL3 H	710	440	(400)			1610		1780	480	680		
	VL3 V	710	440	(400)			1610		1780	480	680		
	VL1 HW + VL1 W1	1400	440	(400)			530		740	670	700	1280	
	VL1 VW + VL W1	1400	440	(400)			530		740	670	700	1280	
	VL2 HW + VL W2	1400	440	(400)			1060		1270	670	700	1280	
	VL2 VW + VL W2	1400	440	(400)			1060		1270	670	700	1280	
	VL2,5 HW + VL W2,5	1400	440	(400)			1330		1540	670	700	1280	
	VL2,5 VW + VL W2,5	1400	440	(400)			1330		1540	670	700	1280	
	VL3 HW + VL W3	1400	440	(400)			1610		1840	670	700	1280	
	VL3 VW + VL W3	1400	440	(400)			1610		1840	670	700	1280	
	VL SW	1280							2340				
	VL SW HA	1280							2340				
	VL1L H	710	445	(400)			540		620	490	670		
	VL1R H	710	445	(400)			540		620	490	670		
	VL2L H	710	445	(400)			1075		1155	490	670		
	VL2R H	710	445	(400)			1075		1155	490	670		
	VL2,5L H	710	445	(400)			1340		1415	490	670		
	VL2,5R H	710	445	(400)			1340		1415	490	670		
	VL3L H	710	445	(400)			1615		1700	490	670		
	VL3R H	710	445	(400)			1615		1700	490	670		
	VL1C H	710	445	(400)			490		670	490	670		

<b>Vancouver Oto</b>	<b>VOR1</b>		450	(430)					ø 540				
	<b>VOR2</b>		450	(430)					ø 410				
	<b>VOS1</b>		450	(430)					540		540		
	<b>VOS2</b>		450	(430)					410		410		
<b>Wall In</b>	<b>10</b>		420	(400)					700		700		
	<b>11</b>		420	(400)					700		700		
	<b>12</b>		420	(400)					700		700		
	<b>13</b>		420	(400)					700		700		
	<b>11 + W11</b>	1480	420	(400)					700		830		
	<b>12 + 2xW11 (version I)</b>	1480	420	(400)					830		830		
	<b>12 + 2xW11 (version II)</b>	1480	420	(400)					960		700		
	<b>13 + 3xW11</b>	1480	420	(400)					960		830		
	<b>20</b>	730	420	(400)				700	700	510	700		
	<b>21</b>	730	420	(400)				700	700	510	700		
	<b>22</b>	730	420	(400)				700	700	510	700		
	<b>23</b>	730	420	(400)				700	700	510	700		
	<b>21 + W11</b>	1480	420	(400)					700		830		
	<b>22 + 2xW11 (version I)</b>	1480	420	(400)					830		830		
	<b>22 + 2xW11 (version II)</b>	1480	420	(400)					960		700		
	<b>23 + 3xW11</b>	1480	420	(400)					960		830		
	<b>30</b>	730	420	(400)				510	700	510	700		
	<b>31</b>	730	420	(400)				510	700	510	700		
	<b>32</b>	730	420	(400)				510	700	510	700		
	<b>31 + W11</b>	1480	420	(400)					700		830		
	<b>32 + 2xW11</b>	1480	420	(400)					830		830		
	<b>C1</b>	420							700	490	490 (30°)		
	<b>C2</b>	420							700	770	770 (60°)		
	<b>P1</b>	510							700	490	490 (30°)		
	<b>P3</b>	510							700	350	350		
	<b>P4</b>	510							700	350	350		
	<b>W11</b>	1480				640			690	50	130		
	<b>W12</b>	1480				640			690	50	130		
	<b>BW1 + W11</b>	1480	420						700		830		
	<b>BW2 + 2xW11</b>	1480	420						830		830		

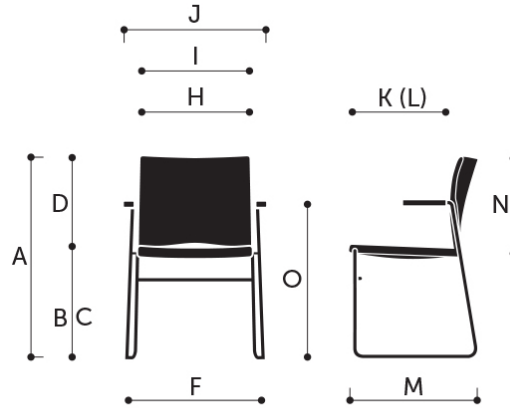
		 Netto	 Brutto													
<b>Chic</b>	21H	9,0		•	•											
	21HW	8,0		•	•											
	20H	9,5		•	•											
	20HW	9,0		•	•											
	20F	10,5		•	•											
	10FU	13,0		•	•											
	10FUS	28,5		•												
	21CH	10,0		•	•											
	20CH	11,0		•	•											
	<b>Chic Lounge</b>	A10V3	15,0	20,5	•	•										
A20V3		13,0	18,5	•	•											
A10F		18,5	24,0	•	•											
A20F		17,0	22,5	•	•											
PV3		9,5	12,5	•	•											
<b>Decenta</b>		30H	68,0	77,0	•											
	20H	52,0	58,5	•												
	10H	36,0	41,0	•												
<b>Fan</b>	10H	10,5		•	•								•			
	10HS	10,5		•	•								•			
	10HC	10,5											•			
	10HW	9,5		•	•								•			
	10V	10,5		•									•			
	20V	17,0		•									•			
	10R	23,0		•									•			
	10F	11,5		•	•								•			
	10T	12,0			•								•			
	10E	13,0			•								•			
	<b>MyTurn Sofa</b>	10H	35,0	40,0	•											
		10V	40,5	45,5	•											
20H		54,0	60,5	•												
20V		55,0	61,5	•												
30H		67,5	76,0	•												
30V		68,5	77,0	•												
<b>Nu</b>	20HS	11,0		•	•											
	20HW	10,5		•	•											
	20V3	11,0		•	•											
	20R	22,0		•												
	s	12,0		•	•											
	20HC	11,5														
<b>October</b>	10	16,0	18,5	•								•				

	10 wood	12,0	14,5	•							•			
	20	23,0	27,5	•							•			
	20 wood	19,0	23,5	•							•			
	11	34,0	38,5	•							•			
	11 wood	30,0	34,5	•							•			
	21	42,0	49,5	•							•			
	21 wood	38,0	45,5	•							•			
	31	56,0	64,5	•							•			
	31 wood	52,0	60,5	•							•			
	12	41,0	49,0	•							•			
	12 wood	37,0	45,0	•							•			
	22	59,0	70,5	•							•			
	22 wood	55,0	66,5	•							•			
	32	77,5	89,0	•							•			
	32 wood	73,5	85,0	•							•			
<b>Revo</b>	SW240	42,0	50,5	•		•								
	SW180	34,0	40,5	•		•								
	SW120	21,0	27,0	•		•								
	SN210	27,0	34,0	•		•								
	SN150	19,0	23,5	•		•								
	P60	6,5	8,5	•		•								
	P40	3,5	4,5	•										
	B180	10,0	14,0											
	B120	8,0	11,5											
	B90	5,0	8,0											
	W180	20,0	23,0											
	W120	12,5	16,5											
	W90	8,5	10,0											
<b>Snap</b>	20H	16,0	20,0	•		•								
	20H 2P	17,5	20,0	•		•								
	21H	17,5	20,0	•		•								
	21H 2P	19,0	25,0	•		•								
	21H 2PF	21,0	26,5	•		•								
<b>SoftBox</b>	10	20,0	23,0	•		•								
	1C	30,0	34,5	•		•								•
	11	36,0	41,0	•										
	20	29,0	33,5	•		•								
	2B	48,0	55,0	•		•								
	2L	51,0	58,0	•		•								•
	2R	51,0	58,0	•		•								•
	21	54,0	61,0	•										
	3B	70,0	79,0	•		•								
	3L	73,0	82,0	•		•								•
	3R	73,0	82,0	•		•								•
	31	76,0	85,0	•										
	1CW	38,0	42,5	•		•								•
	11W	47,0	52,0	•										

	2BW	56,5	63,5	•		•							
	2LW	61,5	68,5	•		•							•
	2RW	61,5	68,5	•		•							•
	21W	68,5	75,5	•									
	3BW	83,5	92,5	•		•							
	3LW	89,0	98,0	•		•							•
	3RW	89,0	98,0	•		•							•
	31W	93,5	102,5	•									
	S2	24,0	27,0	•		•							
<b>Sorriso</b>	10V	13,5	17,5	•	•					•			
<b>Vancouver Lite</b>	VL1 H	23,5	26,5	•									•
	VL1 V	27,5	30,5	•									•
	VL2 H	32,0	38,5	•									•
	VL2 V	36,0	42,5	•									•
	VL2,5 H	36,0	42,5	•									•
	VL2,5 V	40,0	46,5	•									•
	VL3 H	42,5	49,5	•									•
	VL3 V	46,5	53,5	•									•
	VL1 HW	23,5	26,5	•									•
	VL1 VW	27,5	30,5	•									•
	VL W1	18,0	20,0										
	VL2 HW	32,0	38,5	•									•
	VL2 VW	36,0	42,5	•									•
	VL W2	23,5	28,0										
	VL2,5 HW	36,0	42,5	•									•
	VL2,5 VW	40,0	46,5	•									•
	VL W2,5	25,0	29,5										
	VL3 HW	42,5	49,5	•									•
	VL3 VW	46,5	53,5	•									•
	VL W3	25,5	31,0										
	VL SW	20,0	25,5										
	VL SW HA	22,0	27,5										
	VL1L H	19,5	22,5	•									•
	VL1R H	19,5	22,5	•									•
	VL2L H	28,0	34,5	•									•
	VL2R H	28,0	34,5	•									•
	VL2,5L H	33,0	39,5	•									•
	VL2,5R H	33,0	39,5	•									•
	VL3L H	36,5	43,5	•									•
	VL3R H	36,5	43,5	•									•
	VL1C H	20,0	23,0	•									•
<b>Vancouver Oto</b>	VOR1	6,5	8,5	•									
	VOR2	4,5	6,0	•									
	VOS1	11,0	13,0	•		•							•
	VOS2	7,5	9,0	•		•							•
<b>Wall In</b>	10	15,0	18,0	•									•
	11	15,0	18,0	•									•



# CONFERENCE



		A	B	C	D	F(G)	H	I	J	K(L)	M	N	O
<b>Acos<sup>Pro</sup></b>	<b>30H</b>	920	450	(430)	470	580	510	460	580	470 (450)	660	520	680
	<b>30HC</b>	920	450	(430)	470	580	510	460	580	470 (450)	610	520	680
	<b>30V</b>	920	450	(400)	470	590	510	460	590	470 (450)	710	520	680
<b>Ana</b>	<b>4340</b>	825	430		395				490	438	515	400	
	<b>4340S</b>	825	430		395				490	438	515	400	
	<b>4340SR</b>	825	430		395				490	438	515	400	
<b>Ariz</b>	<b>550V</b>	850	470	(430)	390	580	450	470	580	420 (450)	530	410	660
	<b>550V 2P</b>	850	470	(430)	390	580	450	470	610	420 (450)	530	410	660
	<b>555V</b>	850	470	(430)	400	580	450	470	580	410 (450)	530	410	660
	<b>555V 2P</b>	850	470	(430)	400	580	450	470	610	410 (450)	530	410	660
	<b>560V</b>	850	480	(440)	380	580	460	470	580	430 (470)	530	410	660
	<b>560V 2P</b>	850	480	(440)	380	580	460	470	610	430 (470)	530	410	660
	<b>570V</b>	860	480	(440)	390	580	460	500	580	420 (470)	530	420	660
	<b>570V 2P</b>	860	480	(440)	390	580	460	500	610	420 (470)	530	420	660
	<b>575V</b>	850	480	(440)	390	580	460	470	580	420 (470)	530	410	660
	<b>575V 2P</b>	850	480	(440)	390	580	460	470	610	420 (470)	530	410	660
	<b>550CV</b>	1100	720	(680)	390	580	450	470	580	420 (450)	540	410	
	<b>555CV</b>	1100	720	(680)	400	580	450	470	580	410 (450)	540	410	
	<b>560CV</b>	1100	730	(690)	380	580	460	470	580	430 (470)	540	410	
	<b>570CV</b>	1100	730	(690)	390	580	460	500	580	420 (470)	540	410	
	<b>575CV</b>	1100	730	(690)	390	580	460	500	580	420 (470)	540	410	
<b>Bit</b>	<b>550H</b>	790	450	(440)	340	470	470	470	560	430 (430)	540	330	680
	<b>550H 2P</b>	790	450	(440)	340	470	470	470	560	430 (430)	540	330	680
	<b>555H</b>	820	450	(440)	370	470	470	470	560	450 (430)	570	380	680
	<b>555H 2P</b>	820	450	(440)	370	470	470	470	560	450 (430)	570	380	680
	<b>550V</b>	820	460	(440)	360	500	470	470	550	430 (430)	520	330	690
	<b>550V 2P</b>	820	460	(440)	360	500	470	470	550	430 (430)	520	330	690
	<b>555V</b>	850	460	(440)	390	500	470	470	550	450 (430)	550	380	690
	<b>555V 2P</b>	850	460	(440)	390	500	470	470	550	450 (430)	550	380	690
	<b>560H</b>	790	480	(460)	340	470	480	470	560	450 (440)	540	330	680

	560H 2P	790	480	(460)	340	470	480	470	560	450 (440)	540	330	680
	560V	820	490	(460)	340	500	480	470	550	450 (440)	520	330	690
	560V 2P	820	490	(460)	340	500	480	470	550	450 (440)	520	330	690
	570H	790	480	(460)	340	470	480	470	560	420 (440)	540	330	680
	570H 2P	790	480	(460)	340	470	480	470	560	420 (440)	540	330	680
	575H	820	480	(460)	370	470	480	470	560	440 (440)	570	380	680
	575H 2P	820	480	(460)	370	470	480	470	560	440 (440)	570	380	680
	570V	820	490	(460)	340	500	480	470	550	420 (440)	520	330	690
	570V 2P	820	490	(460)	340	500	480	470	550	420 (440)	520	330	690
	575V	850	490	(460)	380	500	480	470	550	440 (440)	550	380	690
	575V 2P	850	490	(460)	380	500	480	470	550	440 (440)	550	380	690
	580H	820	500	(470)	350	470	480	480	560	440 (440)	570	350	680
	580H 2P	820	500	(470)	350	470	480	480	560	440 (440)	570	350	680
	580V	850	500	(470)	350	500	480	480	550	430 (430)	540	350	690
	580V 2P	850	500	(470)	350	500	480	480	550	430 (430)	540	350	690
<b>Com</b>	K12H	840	480	(450)	400	520	450		520	410	520		690
	K12H 2P	840	480	(450)	400	520	450		600	410	520		690
	K12V1	840	480	(450)	400	510	450		510	410	520		690
	K12V1 2P	840	480	(450)	400	540	450		550	410	520		690
	K12V2	840	480	(450)	400	540	450		540	410	510		
	K12V	840	480	(450)	400	530		450	530	410	510		
	K12CV	970	790	(760)	200	530		450	530	410	560		
	K12HF/HS	830	450	(420)	400	500	450		670	410	670		
	K12HC	870	500	(470)	400	500	450		670	410	670		
	K22H	840	490	(460)	390	520	450		520	410	520		690
	K22H 2P	840	490	(460)	390	520	450		600	410	520		690
	K22V1	840	490	(460)	390	510	450		510	410	520		690
	K22V1 2P	840	490	(460)	390	540	450		550	410	520		690
	K22V2	840	490	(460)	390	540	450		540	410	510		
	K22V	840	490	(460)	390	530		450	530	410	510		
	K22CV	970	800	(770)	190	530		450	530	410	560		
	K22HF/HS	830	460	(430)	400	500	450		670	410	670		
	K22HC	870	510	(480)	400	500	450		670	410	670		
	K32H	840	490	(460)	390	520	450		520	400	520		690
	K32H 2P	840	490	(460)	390	520	450		600	400	520		690
	K32V1	840	490	(460)	390	510	450		510	400	520		690
	K32V1 2P	840	490	(460)	390	540	450		550	400	520		690
	K32V2	840	490	(460)	390	540	450		540	400	510		
	K32V	840	490	(460)	390	530		450	530	400	510		
	K32HF/HS	830	460	(430)	400	500	450		670	410	670		
	K32HC	870	510	(480)	400	500	450		670	410	670		
	K42H	850	490	(460)	400	520	460		520	410	520		690
K42H 2P	850	490	(460)	400	520	460		600	410	520		690	
K42V1	850	490	(460)	400	510	460		510	410	520		690	
K42V1 2P	850	490	(460)	400	540	460		550	410	520		690	
K42V2	850	490	(460)	400	540	460		540	410	510			
K42V	850	490	(460)	400	530		460	530	410	510			
K42CV	970	800	(770)	200	530		450	530	410	560			

	K42HF/HS	840	460	(430)	400	500	450		670	410	670		
	K42HC	870	510	(480)	400	500	450		670	410	670		
<b>MyTurn</b>	21VN	940	480	(410)	490	580	530	500	610	460 (490)	600	560	680
<b>Noor</b>	6050	835	439		396				543	437	490	357	
	6055	835	439		396				550	432	490	357	
	6060	835	439		396				557	437	525	357	
	6065	835	439		396				557	432	525	357	
	6070	727(857)	355(490)						665	437	665	357	
	6075	727(857)	355(490)						665	432	665	357	
	6080	832	439						490	437	480	357	
	6085	832	439						490	432	480	357	
	6090	1025	630						565	437	548	357	
	6095	1025	630						565	432	548	357	
<b>Normo</b>	H	790	460		360	480	430	440	480	440	550	280	670
	H SP	790	460		360	480	430	440	560	440	550	280	670
	H LP	790	460		360	480	430	440	560	440	550	280	670
	V	790	460		360	480	430	440	480	440	550	280	670
	V SP	790	460		360	480	430	440	560	440	550	280	670
	V LP	790	460		360	480	430	440	560	440	550	280	670
	HS	790	460		360	490 (ø 690)	430	440	460	440	550	280	670
	HS SP	790	460		360	490 (ø 690)	430	440	560	440	550	280	670
	HS LP	790	460		360	490 (ø 690)	430	440	560	440	550	280	670
	HC	790	460		360	490 (ø 690)	430	440	490	440	550	280	670
	HC SP	790	460		360	490 (ø 690)	430	440	560	440	550	280	670
	HC LP	790	460		360	490 (ø 690)	430	440	560	440	550	280	670
<b>Xenon</b>	20H	840	480	(450)	390	540	460	430	540	440 (470)	570	310	
	20H 2P	840	480	(450)	390	560	460	430	590	440 (470)	570	310	670
	20V	860	480	(440)	390	550	460	430	550	440 (470)	580	310	
	20V 2P	860	480	(440)	390	570	460	430	590	440 (470)	580	310	
<b>Xenon Net</b>	20H	840	480	(450)	390	540	460	430	540	440 (470)	570	310	
	20H 2P	840	480	(450)	390	560	460	430	590	440 (470)	570	310	670
	20V	860	480	(440)	390	550	460	430	550	440 (470)	580	310	
	20V 2P	860	480	(440)	390	570	460	430	590	440 (470)	580	310	680
<b>Zoo</b>	522H	800	470	(450)	370	520	450	440	520	460 (440)	550	310	
	522HC	800	470	(450)	370	490	450	440	490	460 (440)	550	310	
	522H 2P	800	470	(450)	370	520	450	440	570	460 (440)	550	310	670
	522HC 2P	800	470	(450)	370	520	450	440	570	460 (440)	550	310	670
	502H	800	490	(470)	350	520	450	440	520	470 (450)	550	310	
	502HC	800	490	(470)	350	490	450	440	490	470 (450)	550	310	
	502H 2P	800	490	(470)	350	520	450	440	570	470 (450)	550	310	670
	502HC 2P	800	490	(470)	350	520	450	440	570	470 (450)	550	310	670
	500H	800	490	(470)	350	520	450	450	520	460 (450)	560	310	
	500HC	800	490	(470)	350	490	450	450	490	460 (450)	560	310	
	500H 2P	800	490	(470)	350	520	450	450	570	460 (450)	560	310	670
	500HC 2P	800	490	(470)	350	520	450	450	570	460 (450)	560	310	670

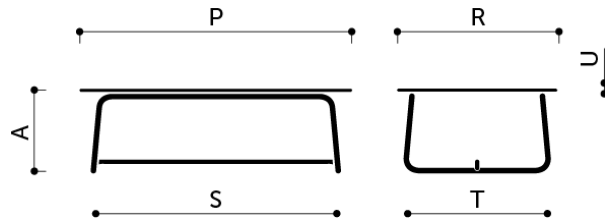
		Netto	Brutto																
									A	M		A	M						
<b>Acos<sup>Pro</sup></b>	30H	10,5		•	•	•													
	30HC	10,5		•	•														
	30V	12,5		•	•	•			2										
<b>Ana</b>	4340	3,7	7,2	•															
	4340S	3,7	7,2	•															
	4340SR	3,7	7,2	•															
<b>Ariz</b>	550V	6,5	10,5	•	•	•	•	•	15	1180	810	35	2050	1100					
	550V 2P	8,0	12,0	•	•	•	•	•	10	1030	750	35							
	555V	6,0		•	•	•	•	•	15	1180	810	35	2050	1100					
	555V 2P	7,5		•	•	•	•	•	10	1030	750	35							
	560V	7,0		•	•	•	•	•	5			20	1800	1100					
	560V 2P	8,5		•	•	•	•	•	5			20							
	570V	7,5		•	•	•	•	•	5			20	1800	1120					
	570V 2P	9,0		•	•	•	•	•	5			20							
	575V	6,5		•	•	•	•	•	5			20	1800	1100					
	575V 2P	8,0		•	•	•	•	•	5			20							
	550CV	8,0		•	•				2	1130	580								
	555CV	7,5		•	•				2	1130	580								
	560CV	8,5		•	•				2	1130	580								
	570CV	9,0		•	•				2	1130	580								
	575CV	8,0		•	•				2	1130	580								
	<b>Bit</b>	550H	5,5		•	•	•			5	1100	750							
		550H 2P	6,0		•	•	•			5	1100	750							
555H		5,5		•	•	•			5	1100	750								
555H 2P		6,0		•	•	•			5	1100	750								
550V		7,5		•	•	•			3	970	640								
550V 2P		8,5		•	•	•			3	970	640								
555V		7,5		•	•	•			3	970	640								
555V 2P		8,5		•	•	•			3	970	640								
560H		6,5		•	•	•			3	1100	750								
560H 2P		7,0		•	•	•			3	1100	750								
560V		8,0		•	•	•			3	970	640								
560V 2P		9,0		•	•	•			3	970	640								
570H		7,0		•	•	•			3	1100	750								
570H 2P		7,5		•	•	•			3	1100	750								
575H		6,5		•	•	•			3	1100	750								
575H 2P		7,0		•	•	•			3	1100	750								
570V		8,5		•	•	•			3	970	640								
570V 2P		9,5		•	•	•			3	970	640								
575V		8,0		•	•	•			3	970	640								

	575V 2P	9,0		•	•	•		3	970	640							
	580H	7,0		•	•	•		2	1100	750							
	580H 2P	7,5		•	•	•		2	1100	750							
	580V	9,5		•	•	•		3	970	640							
	580V 2P	10,0		•	•	•		3	970	640							
<b>Com</b>	K12H	5,5		•	•	•	•	15			15						
	K12H 2P	7,5		•	•	•	•	15	1360	990	15	1470	1180				
	K12V1	7,0		•	•	•		5			5						
	K12V1 2P	10,5		•	•	•		5	990	650	5	1100	1000				
	K12V2	7,0	12,0	•	•	•		5			5						
	K12V	6,5		•	•	•	•	15	1320	850	15	1420	1030				
	K12CV	7,5		•	•												
	K12HF/HS	7,5		•	•												
	K12HC	7,5															
	K12H 2PB							5			5						
	K22H	6,0		•	•	•	•	12			12						
	K22H 2P	8,0		•	•	•	•	12	1400	1030	12	1510	1220				
	K22V1	7,5		•	•	•		5			5						
	K22V1 2P	11,0		•	•	•		5	1030	660	5	1140	1000				
	K22V2	7,5		•	•	•		5			5						
	K22V	7,0		•	•	•	•	12	1360	850	12	1480	1060				
	K22CV	8,0		•	•												
	K22HF/HS	8,0		•	•												
	K22HC	8,0															
	K22H 2PB							5			5						
	K32H	6,5		•	•	•	•	12			12						
	K32H 2P	8,5		•	•	•	•	12	1400	1030	12	1510	1220				
	K32V1	8,0		•	•	•		5			5						
	K32V1 2P	11,5		•	•	•		5	1030	660	5	1100	1000				
	K32V2	8,0		•	•	•		5			5						
	K32V	7,5		•	•	•	•	12	1360	850	12	1480	1030				
	K32HF/HS	8,5		•	•												
	K32HC	8,5															
	K32H 2PB							5			5						
	K42H	6,0		•	•	•	•	10			10						
	K42H 2P	8,0		•	•	•	•	10	1260	860	10	1370	1090				
	K42V1	7,5		•	•	•		5			5						
	K42V1 2P	11,0		•	•	•		5	1050	650	5	1160	1000				
	K42V2	7,5		•	•	•		5			5						
	K42V	7,0		•	•	•	•	10	1280	810	10	1380	990				
	K42CV	8,0		•	•												
	K42HF/HS	9,5		•	•												
	K42HC	9,5															
	K42H 2PB							5			5						
<b>MyTurn</b>	21VN	12,5		•	•												
<b>Noor</b>	6050	5,7	9.2	•				10									
	6055	5,7	9.2	•				10									

	6060	6.5	10.0	•					10										
	6065	6.5	10.0	•					10										
	6070	8.0	11.6	•															
	6075	8.0	11.6	•															
	6080	5.4	8.9	•															
	6085	5.4	8.9	•															
	6090	7.7	11.2	•					5										
	6095	7.2	10.7	•					5										
<b>Normo</b>	H	7.0		•	•	•			4	1000	710								
	H SP	8.0		•	•	•			4	1000	710								
	H LP	8.5		•	•	•			4	1000	710								
	V	8.0		•	•	•			4	1000	710								
	V SP	8.5		•	•	•			4	1000	710								
	V LP	9.0		•	•	•													
	HS	9.5		•	•														
	HS SP	10.0		•	•														
	HS LP	10.5		•	•														
	HC	9.0		•	•														
	HC SP	10.0		•	•														
	HC LP	10.5		•	•														
<b>Xenon</b>	20H	9.5		•	•	•			4	1070	710								
	20H 2P	10.0		•	•	•			4	1070	710								
	20V	12.0		•	•	•			4	1070	840								
	20V 2P	12.5		•	•	•			4	1070	840								
<b>Xenon Net</b>	20H	9.0		•	•	•			4	1070	710								
	20H 2P	9.5		•	•	•			4	1070	710								
	20V	11.5		•	•	•			4	1070	840								
	20V 2P	12.0		•	•	•			4	1070	840								
<b>Zoo</b>	522H	7.0		•	•	•	•	10	1160	820	12	1360	1080						
	522HC	7.5		•	•	•	•	10			10								
	522H 2P	8.0		•	•	•	•	10	1160	870	10	1360	1080						
	522HC 2P	8.5		•	•	•	•	10			10								
	522H 2PB							5			5								
	502H	7.0		•	•	•	•	5*	930	630	5*	1000	1000						
	502HC	7.5		•	•	•	•	5*			5*								
	502H 2P	8.0		•	•	•	•	5*	930	650	5*	1000	1000						
	502HC 2P	8.5		•	•	•	•	5*			5*								
	502H 2PB							5*			5*								
	500H	7.5		•	•	•	•	5*	930	630	5*	1000	1000						
	500HC	8.0		•	•	•	•	5*			5*								
	500H 2P	8.5		•	•	•	•	5*	930	650	5*	1000	1000						
	500HC 2P	9.0		•	•	•	•	5*			5*								
	500H 2PB										5*								

\* chairs upholstered in Valencia: 3 pcs.














## TABLES, COAT STANDS AND ACCESSORIES



		A	P	R	S	T	U	
<b>Allround</b>	5180-30	730/900	80				22-24	
	5180-10	730/900	1800	900	1100		22-24	
	5180-22	730/900	1800	800	1100		22-24	
	5180-24	730/900	1600	800	1100		22-24	
	5180-25	730/900	1400	800	800		22-24	
	5180-27	730/900	1200	800	800		22-24	
	5180-36	730/900	1800	700	1100		22-24	
	5180-38	730/900	1400	700	800		22-24	
	5180-39	730/900	1200	700	800		22-24	
	5182-10	500/730	∅ 600					22-24
	5182-102	900/1100	∅ 600					22-24
	5182-15	500/730	∅ 700					22-24
	5182-152	900/1100	∅ 700					22-24
	5182-20	500/730	∅ 800					22-24
5182-202	900/1100	∅ 800					22-24	
5182-25	500/730	∅ 1000					22-24	
5182-30	500/730	∅ 1200					22-24	
5184-01	730/900	1800	1000	800			22-24	
<b>Chic Lounge</b>	CU	210	350			100		
<b>Chic Tables</b>	RH30	660	∅ 800		450 (∅ 630)			
	RH20	740	∅ 800		450 (∅ 630)			
	frame RH30	650			450 (∅ 630)			
	frame RH20	730			450 (∅ 630)			
	RR40	480	∅ 800		∅ 490			
	RR20	740	∅ 800		∅ 490			
	RR10	1100	∅ 800		∅ 490			
	frame RR40	470			∅ 490			
	frame RR20	730			∅ 490			
	frame RR10	1000			∅ 490			
	CS30	560	450		450			
	CS40	250	800		800			
	CR40	250	∅ 800		570			
	frame CS30	550	450		450			
frame CS40	240	800		800				
frame CR40	240	570		570				
<b>Decenta</b>	S1H	340	1200	800	1090	690	13	
	S2H	340	800	800	690	690	13	

<b>Eminent</b>	4590-22	735	1800	800	1640		22-24
	4590-24	735	1600	800	1440		22-24
	4590-25	735	1400	800	1240		22-24
	4590-38	735	1400	700	1240		22-24
	4590-52	735	1400	600	1240		22-24
	4590-27	735	1200	800	1040		22-24
	4590-54	735	1200	600	1040		22-24
	4590-30	735	800	800	640		22-24
	4592-30	735	ø 1200		600		22-24
	4592-50	735	ø1600		910		22-24
	4592-50	735	1400	700	1160	600	22-24
<b>MyTurn</b>	S2H	300	850	850	830	830	150
	S2V	300	850	850	760	850	150
	S1H	300	1200	850	1180	830	150
	S1V	300	1200	850	1110	850	150
<b>Revo Tables</b>	LS65	670	650	350	470		
	LR48	670	ø 480		ø 360		
	C75	450	750	750	450		
	C150	450	1500	750	850		
	T75	740	750	750	450		
	T150	740	1500	750	850		
	T180	740	1800	850	1050		
	MT140	650	1400	700	850		
<b>Seven</b>		1670	510	440	510	440	
<b>Standard Folding Table</b>	4680-10	745	1800	900	1030		22-24
	4680-22	745	1800	800	1030		22-24
	4680-36	745	1800	700	1030		22-24
	4680-24	745	1600	800	1030		22-24
	4680-25	745	1400	800	1030		22-24
	4680-38	745	1400	700	1030		22-24
	4680-52	745	1400	600	1030		22-24
	4680-15	745	1200	900	1030		22-24
	4680-27	745	1200	800	1030		22-24
	4680-39	745	1200	700	1030		22-24
	4680-54	745	1200	600	1030		22-24
	4680-90	745	1200	450	1030		22-24
	4680-58	745	900	600	750		22-24
	4688-90	745	1200	450	1030		22-24
	4688-54	745	1200	600	1030		22-24
	4688-52	745	1400	600	1030		22-24
	4681-45	745	ø 160	600	740		22-24
<b>Tables</b>	SV40	450	ø 600		590		10
	SW40	450	ø 600		440		10
	SH40	450	ø 600		400		10
	SH30	600	ø 600		400		10

	frame SH40	440			400		
	frame SH30	590			400		
	SR40	450	ø 600		ø 480		10
	SR30	600	ø 600		ø 480		10
	frame SR40	440	ø 480		ø 480		
	frame SR30	590	ø 480		ø 480		
<b>u-Connect</b>	3490-22	735	1800	800	1630		22-24
	3490-36	735	1800	700	1630		22-24
	3490-24	735	1600	800	1430		22-24
	3490-37	735	1600	700	1430		22-24
	3490-25	735	1400	800	1230		22-24
	3490-38	735	1400	700	1230		22-24
	3490-52	735	1400	600	1230		22-24
	3490-27	735	1200	800	1030		22-24
	3490-39	735	1200	700	1030		22-24
	3490-54	735	1200	600	1030		22-24
<b>Vancouver Oto</b>	VOR1B	400	ø 540				10
	VOR2B	400	ø 410				10
	VOS1B	400	540			540	10
	VOS2B	400	410			410	10
<b>Wall In</b>	B	420	700	700	640	640	10
	B1	420	700	490		490 (30°)	10
	B2	420	700	770		770 (60°)	10
<b>W (chairs trolley)</b>		550	800		770		

		 Netto	 Brutto											
<b>Allround</b>	5180-30	24,5												
	5180-10	24,5												
	5180-22	24,5												
	5180-24	24,5												
	5180-25	24,5												
	5180-27	24,5												
	5180-36	24,5												
	5180-38	24,5												
	5180-39	24,5												
	5182-10	24,5												
	5182-102	24,5												
	5182-15	24,5												
	5182-152	24,5												
	5182-20	24,5												
	5182-202	24,5												



	LR48	9,1	11,1	•	•														
	C75	18,9	21,8	•	•														
	C150	37,0	45,5	•	•														
	T75	20,0	22,9	•	•														
	T150	40,5	49,0	•	•														
	T180	46,8	59,3	•	•														
	MT140	39,0	47,5	•	•														
<b>Seven</b>		5,0	6,0																
<b>Standard Folding Table</b>	4680-10																		
	4680-22																		
	4680-36																		
	4680-24																		
	4680-25																		
	4680-38																		
	4680-52																		
	4680-15																		
	4680-27																		
	4680-39																		
	4680-54																		
	4680-90																		
	4680-58																		
	4688-90																		
	4688-54																		
	4688-52																		
	4681-45																		
<b>Tables</b>	SV40	9,5	12,5	•	•														
	SW40	9,5	12,5	•	•														
	SH40	10,0	12,0	•															
	SH30	10,5	12,5	•															
	frame SH40	3,5	5,5	•															
	frame SH30	4,5	6,5	•															
	SR40	20,5	22,5	•															
	SR30	21,0	23,0	•															
	frame SR40	15,5	17,5	•															
	frame SR30	16,0	18,0	•															
<b>u-Connect</b>	3490-22																		
	3490-36																		
	3490-24																		
	3490-37																		
	3490-25																		
	3490-38																		
	3490-52																		
	3490-27																		
	3490-39																		
	3490-54																		
<b>Vancouver Oto</b>	VOR1B	13,0	15,0	•															

	VOR2B	8,5	10,0	•										
	VOS1B	18,0	20,0	•		•								
	VOS2B	12,0	13,5	•		•								
Wall In	B	25,5	28,5	•										
	B1	13,0	14,5											
	B2	18,0	20,5	•										
W (chairs trolley)		13,0												



























		Height	Width	Depth	Volume
<b>Ariz</b>	550V	1090	710	650	0,50 m <sup>3</sup>
	550V 2P	1090	710	650	0,50 m <sup>3</sup>
	555V	1090	710	650	0,50 m <sup>3</sup>
	555V 2P	1090	710	650	0,50 m <sup>3</sup>
	560V	1090	710	650	0,50 m <sup>3</sup>
	560V 2P	1090	710	650	0,50 m <sup>3</sup>
	570V	1090	710	650	0,50 m <sup>3</sup>
	570V 2P	1090	710	650	0,50 m <sup>3</sup>
	575V	1090	710	650	0,50 m <sup>3</sup>
	575V 2P	1090	710	650	0,50 m <sup>3</sup>
	550CV	1090	710	650	0,50 m <sup>3</sup>
	555CV	1090	710	650	0,50 m <sup>3</sup>
	560CV	1090	710	650	0,50 m <sup>3</sup>
	570CV	1090	710	650	0,50m <sup>3</sup>
	575CV	1090	710	650	0,50 m <sup>3</sup>
<b>Chic Lounge</b>	A10V3	1110	910	910	0,92 m <sup>3</sup>
	A20V3	800	900	900	0,64 m <sup>3</sup>
	A10F	1110	910	910	0,92 m <sup>3</sup>
	A20F	800	900	900	0,64 m <sup>3</sup>
	PV3	430	790	710	0,24 m <sup>3</sup>
	CU	110	590	200	0,01 m <sup>3</sup>
<b>Chic Tables</b>	RH30	100	850	850	0,07 m <sup>3</sup>
	RH20	100	850	850	0,07 m <sup>3</sup>
	frame RH30	120	760	670	0,06 m <sup>3</sup>
	frame RH20	120	760	670	0,06 m <sup>3</sup>
	RR40	330	850	850	0,24 m <sup>3</sup>
	RR20	330	850	850	0,24 m <sup>3</sup>
	RR10	330	850	850	0,24 m <sup>3</sup>
	frame RR40	230	520	520	0,06 m <sup>3</sup>
	frame RR20	230	520	520	0,06 m <sup>3</sup>
	frame RR10	230	520	520	0,06 m <sup>3</sup>
	CS30	50	620	670	0,02 m <sup>3</sup>
	CS40	150	1060	1060	0,15 m <sup>3</sup>
	CR40	100	850	850	0,07 m <sup>3</sup>
	frame CS30	40	610	660	0,02 m <sup>3</sup>
	frame CS40	1110	260	50	0,01 m <sup>3</sup>
	frame CR40	1110	260	50	0,01 m <sup>3</sup>
<b>Decenta</b>	30H	800	2370	870	1,65 m <sup>3</sup>
	20H	800	2000	900	1,44 m <sup>3</sup>
	10H	800	1200	900	0,86 m <sup>3</sup>
	S1H	430	920	920	0,36 m <sup>3</sup>
	S2H	430	920	430	0,36 m <sup>3</sup>
<b>Mickey</b>		580	390	390	0,09 m <sup>3</sup>
<b>MyTurn Sofa</b>	10H	690	1010	980	0,68 m <sup>3</sup>

	10V	690	1010	980	0,68 m <sup>3</sup>
	20H	690	1660	980	1,12 m <sup>3</sup>
	20V	690	1660	980	1,12 m <sup>3</sup>
	30H	690	2330	980	1,58 m <sup>3</sup>
	30V	690	2330	980	1,58 m <sup>3</sup>
	S2H	430	920	920	0,36 m <sup>3</sup>
	S2V	430	920	920	0,36 m <sup>3</sup>
	S1H	520	1260	860	0,60 m <sup>3</sup>
	S1V	520	1260	860	0,60 m <sup>3</sup>
<b>October</b>	10	460	710	690	0,23 m <sup>3</sup>
	20	480	1610	770	0,60 m <sup>3</sup>
	11	800	900	900	0,64 m <sup>3</sup>
	21	810	1750	960	1,40 m <sup>3</sup>
	31	690	2330	980	1,58 m <sup>3</sup>
	12	1210	970	980	1,15 m <sup>3</sup>
	22	1210	1620	980	1,90 m <sup>3</sup>
	32	1210	2300	980	2,70 m <sup>3</sup>
<b>Revo</b>	SW240	500	2490	930	1,10 m <sup>3</sup>
	SW180	500	1880	930	0,85 m <sup>3</sup>
	SW120	500	1280	930	0,60 m <sup>3</sup>
	SN210	500	2180	680	0,70 m <sup>3</sup>
	SN150	490	1620	780	0,60 m <sup>3</sup>
	P60	470	700	720	0,25m <sup>3</sup>
	P40	510	490	490	0,12m <sup>3</sup>
	B180	360	1830	560	0,35 m <sup>3</sup>
	B120	360	1230	560	0,25 m <sup>3</sup>
	B90	360	930	560	0,18m <sup>3</sup>
	W180	50	1840	1550	0,13 m <sup>3</sup>
	W120	50	1240	1550	0,09m <sup>3</sup>
	W90	50	930	560	0,03m <sup>3</sup>
<b>Revo Tables</b>	LS65	80	730	730	0,04 m <sup>3</sup>
	LR48	80	730	730	0,04 m <sup>3</sup>
	C75	150	810	810	0,10 m <sup>3</sup>
	C150	150	1630	830	0,20 m <sup>3</sup>
	T75	150	810	810	0,10 m <sup>3</sup>
	T150	150	1630	830	0,20 m <sup>3</sup>
	T180	150	2000	900	0,27 m <sup>3</sup>
	MT140	150	1630	830	0,20 m <sup>3</sup>
<b>Seven</b>		80	1700	400	0,05 m <sup>3</sup>
<b>SoftBox</b>	10	520	860	860	0,40 m <sup>3</sup>
	1C	800	900	900	0,64 m <sup>3</sup>
	11	800	900	1020	0,73 m <sup>3</sup>
	20	520	860	1660	0,74m <sup>3</sup>
	2B	800	900	1650	1,20 m <sup>3</sup>
	2L	800	900	1650	1,20 m <sup>3</sup>
	2R	800	900	1650	1,20 m <sup>3</sup>
	21	800	900	1650	1,20 m <sup>3</sup>

	3B	800	900	2400	1,75 m <sup>3</sup>
	3L	800	900	2400	1,75 m <sup>3</sup>
	3R	800	900	2400	1,75 m <sup>3</sup>
	31	800	900	2400	1,75 m <sup>3</sup>
	1CW	800	900	900	0,64 m <sup>3</sup>
	11W	800	900	1020	0,73 m <sup>3</sup>
	2BW	800	1650	900	1,20 m <sup>3</sup>
	2LW	800	1650	900	1,20 m <sup>3</sup>
	2RW	800	1650	900	1,20 m <sup>3</sup>
	21W	800	1650	900	1,20 m <sup>3</sup>
	3BW	800	2400	900	1,75 m <sup>3</sup>
	3LW	800	2400	900	1,75 m <sup>3</sup>
	3RW	800	2400	900	1,75 m <sup>3</sup>
	31W	800	2400	900	1,75 m <sup>3</sup>
	S2	520	860	860	0,40 m <sup>3</sup>
<b>Sorriso</b>	10V	1030	810	630	0,53 m <sup>3</sup>
<b>Tables</b>	SV40	520	650	650	0,21 m <sup>3</sup>
	SW40	500	630	630	0,37 m <sup>3</sup>
	SH40	80	750	740	0,05 m <sup>3</sup>
	SH30	80	750	740	0,05 m <sup>3</sup>
	frame SH40	80	750	740	0,05 m <sup>3</sup>
	frame SH30	80	750	740	0,05 m <sup>3</sup>
	SR40	80	750	740	0,05 m <sup>3</sup>
	SR30	80	750	740	0,05 m <sup>3</sup>
	frame SR40	80	750	740	0,05 m <sup>3</sup>
	frame SR30	80	750	740	0,05 m <sup>3</sup>
<b>Vancouver Lite</b>	VL1 H	870	720	700	0,43 m <sup>3</sup>
	VL1 V	870	720	700	0,43 m <sup>3</sup>
	VL2 H	920	1320	750	0,90 m <sup>3</sup>
	VL2 V	920	1320	750	0,90 m <sup>3</sup>
	VL2,5 H	770	1610	740	0,92 m <sup>3</sup>
	VL2,5 V	770	1610	740	0,92 m <sup>3</sup>
	VL3 H	880	1880	810	1,33 m <sup>3</sup>
	VL3 V	880	1880	810	1,33 m <sup>3</sup>
	VL1 HW	870	720	700	0,43 m <sup>3</sup>
	VL1 VW	870	720	700	0,43 m <sup>3</sup>
	VL W1	60	1500	700	0,06 m <sup>3</sup>
	VL2 HW	920	1320	750	0,90 m <sup>3</sup>
	VL2 VW	920	1320	750	0,90 m <sup>3</sup>
	VL W2	120	1540	1330	0,22 m <sup>3</sup>
	VL2,5 HW	770	1610	740	0,92 m <sup>3</sup>
	VL2,5 VW	770	1610	740	0,92 m <sup>3</sup>
	VL W2,5	120	1540	1330	0,22 m <sup>3</sup>
	VL3 HW	880	1880	810	1,33 m <sup>3</sup>
	VL3 VW	880	1880	810	1,33 m <sup>3</sup>
	VL W3	100	2390	1310	0,32 m <sup>3</sup>
	VL SW	100	2390	1310	0,32 m <sup>3</sup>

	VL SW HA	100	2390	1310	0,32 m <sup>3</sup>
	VL1L H	870	720	700	0,43 m <sup>3</sup>
	VL1R H	870	720	700	0,43 m <sup>3</sup>
	VL2L H	920	1320	750	0,90 m <sup>3</sup>
	VL2R H	920	1320	750	0,90 m <sup>3</sup>
	VL2,5L H	770	1610	740	0,92 m <sup>3</sup>
	VL2,5R H	770	1610	740	0,92 m <sup>3</sup>
	VL3L H	880	1880	810	1,33 m <sup>3</sup>
	VL3R H	880	1880	810	1,33 m <sup>3</sup>
	VL1C H	870	720	700	0,43 m <sup>3</sup>
<b>Vancouver Oto</b>	VOR1	520	650	650	0,21 m <sup>3</sup>
	VOR2	510	480	480	0,10 m <sup>3</sup>
	VOS1	520	650	650	0,21 m <sup>3</sup>
	VOS2	510	480	480	0,10 m <sup>3</sup>
	VOR1B	520	650	650	0,21 m <sup>3</sup>
	VOR2B	510	480	480	0,10 m <sup>3</sup>
	VOS1B	520	650	650	0,21 m <sup>3</sup>
	VOS2B	510	480	480	0,10 m <sup>3</sup>
<b>Wall In</b>	10	450	770	770	0,30 m <sup>3</sup>
	11	450	770	770	0,30 m <sup>3</sup>
	12	450	770	770	0,30 m <sup>3</sup>
	13	450	770	770	0,30 m <sup>3</sup>
	20	710	720	720	0,35 m <sup>3</sup>
	21	710	720	720	0,35 m <sup>3</sup>
	22	710	720	720	0,35 m <sup>3</sup>
	23	710	720	720	0,35 m <sup>3</sup>
	30	710	720	720	0,35 m <sup>3</sup>
	31	710	720	720	0,35 m <sup>3</sup>
	32	710	720	720	0,35 m <sup>3</sup>
	C1	310	800	520	0,13 m <sup>3</sup>
	C2	440	800	700	0,25 m <sup>3</sup>
	P1	440	800	520	0,20 m <sup>3</sup>
	P3	440	800	520	0,20 m <sup>3</sup>
	P4	440	800	520	0,20 m <sup>3</sup>
	W11	700	1500	60	0,06 m <sup>3</sup>
	W12	700	1500	60	0,06 m <sup>3</sup>
	B	450	770	770	0,30 m <sup>3</sup>
	B1	310	800	520	0,13 m <sup>3</sup>
	B2	440	800	700	0,25 m <sup>3</sup>

## CASTORS / GLIDES

Castors / glides	Models	Type	Castors / glides	Models	Type
	Accis <sup>Pro</sup> , Action, Ellie <sup>Pro</sup> , LightUp, Motto, Noor, Trillo <sup>Pro</sup> , Veris, Veris Net, Violle, Xenon, Xenon Net	soft / hard (ø 65 mm)		Com V, Motto V3	felt / teflon
	Accis <sup>Pro</sup> , Action, LightUp, Motto, Veris, Violle, Xenon, Xenon Net	teflon (ø 50 mm)		Violle 130F, Violle 150F, Motto 10F, Motto 20F	hard / felt / teflon
	LightUp 330ST/350ST Trillo <sup>Pro</sup> 30ST/31ST	soft / hard (ø 65 mm)		MyTurn 21VN	felt / teflon
	Acos <sup>Pro</sup> 30VN	felt / teflon		Chic H	felt / teflon
	Acos <sup>Pro</sup> 30H	felt / teflon		Chic 20F, Fan 10F, Nu 20F	felt / teflon
	Ariz - without armrests	felt / teflon		Chic 20HW, Nu 20HW	felt / teflon
	Ariz - with armrests	felt / teflon		Ellie <sup>Pro</sup> 10HW, Ellie <sup>Pro</sup> 20HW	felt / teflon
	Bit H, Xenon 20H, Xenon Net 20H, Zoo H	felt / teflon		Chic Lounge V3, Nu 20V3	felt / teflon
	Bit V, Xenon 20V, Xenon Net 20V, Zoo H	felt / teflon		Ellie <sup>Pro</sup> 10V3, Ellie <sup>Pro</sup> 20V3	felt / teflon
	Com H	felt / teflon		Ellie <sup>Pro</sup> 10ST, Ellie <sup>Pro</sup> 20ST, Ellie <sup>Pro</sup> 10HST, Ellie <sup>Pro</sup> 20HST, Trillo <sup>Pro</sup> 20, Trillo <sup>Pro</sup> 21, Trillo <sup>Pro</sup> 30, Trillo <sup>Pro</sup> 31, Nu HC	teflon (ø 50 mm)
	Com V1	felt / teflon		Fan 10H, Fan 10HS, Nu 20HS	felt / teflon
	Com V2	felt / teflon		Fan 10HW	felt / teflon
	Ana	felt / hard		Fan 10V, Fan 20V	felt / teflon

## CASTORS / GLIDES

Castors / glides	Models	Type
	Fan 10HC, Fan 10Z, Fan 10E, Nu 20HC, MyTurn 10S/20S	Universal (ø 65 mm)
	Bit HC, Com HC, Normo HC	Universal (ø 55 mm)
	Fan 10Z, Fan 10E	teflon
	Sorriso 10V	felt / teflon
	Noor 6090/6095	felt / hard
	Noor 6060/6065	felt / hard
	Noor 6050/6055	felt / hard
	Noor 6080/6085	felt / hard




Castors are equipped with a brake that prevents the chair from "moving away" without a load.

In models LightUp 330ST/350ST and TrilloPro 30ST/31ST castors are equipped with a reverse brake that prevents the chair from "moving away" with a load.


## BASES

Base	Applied to the models	Colour	Type of material	Diameter (mm)
	Accis <sup>Pro</sup> , Fan, LightUp, Motto, Veris, Veris Net, Violle, Xenon, Xenon Net	black	plastic - polyamide	720
	Accis <sup>Pro</sup> , LightUp, Violle	light grey	plastic - polyamide	720
	Fan, Veris Net	MetallicPro	powder coated aluminum	720
	Accis <sup>Pro</sup> , Violle	white	powder coated aluminum	720
	Accis <sup>Pro</sup>	graphite	powder coated aluminum	720
	Accis <sup>Pro</sup> , Action, Fan, LightUp, Motto, Veris, Veris Net, Violle, Xenon, Xenon Net	polished aluminum	aluminum	720
	MyTurn 10S, MyTurn 20S	polished aluminum	aluminium	740
	Pace	light grey	plastic - polyamide	730
	Pace	black	plastic - polyamide	730
	Pace	polished aluminum	aluminium	730
	Fan 10F, Nu 20F, Tische SF	polished aluminum	aluminium	700

## BASES

Base	Applied to the models	Colour	Type of material	Diameter (mm)
	Ellie <sup>Pro</sup> 10HST, Ellie <sup>Pro</sup> 20HST, Trillo <sup>Pro</sup> 20HST, Trillo <sup>Pro</sup> 21HST, Nu HC	black	aluminium powder coated aluminum	770
	Ellie <sup>Pro</sup> 10HST, Ellie <sup>Pro</sup> 20HST, Trillo <sup>Pro</sup> 20HST, Trillo <sup>Pro</sup> 21HST, Nu HC	white	powder coated aluminum	770
	Ellie <sup>Pro</sup> 10HST, Ellie <sup>Pro</sup> 20HST, Trillo <sup>Pro</sup> 20HST, Trillo <sup>Pro</sup> 21HST, Nu HC	graphite	powder coated aluminum	770
	Ellie <sup>Pro</sup> 10HST, Ellie <sup>Pro</sup> 20HST, Trillo <sup>Pro</sup> 20HST, Trillo <sup>Pro</sup> 21HST, Nu HC	polished aluminum	aluminium	770
	Ellie <sup>Pro</sup> 10ST, Ellie <sup>Pro</sup> 20ST, Trillo <sup>Pro</sup> 20ST, Trillo <sup>Pro</sup> 10ST, Trillo <sup>Pro</sup> 30ST, Trillo <sup>Pro</sup> 31ST	black	plastic - polyamide	710
	Ellie <sup>Pro</sup> 10ST, Ellie <sup>Pro</sup> 20ST, Trillo <sup>Pro</sup> 20ST, Trillo <sup>Pro</sup> 10ST, Trillo <sup>Pro</sup> 30ST, Trillo <sup>Pro</sup> 31ST	light grey	plastic - polyamide	710
	Noor 6070, Noor 6075	polished aluminum	aluminium	665
	Noor 6070, Noor 6075	black	aluminium	665
	Noor 6070, Noor 6075	white	aluminium	665


## MECHANISMS



### SYNCHRO\*

#### Accis<sup>Pro</sup>

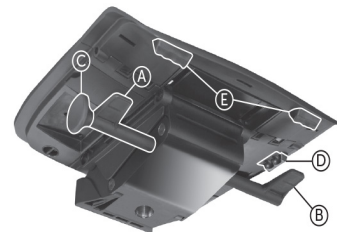
- A - Seat height
- B - Value of the backrest reclining force
- C - Seat side-movement function
- D - Tilt angle of the backrest and the seat / additional backrest and seat angle
- E - Seat depth



### SYNCHRO\*

#### Action

- A - Seat height
- B - Tilt angle of the backrest and the seat
- C - Value of the backrest reclining force
- D - Seat depth
- E - Additional backrest and seat angle



### SYNCHRO\*

#### Veris


- A - Seat height
- B - Tilt angle of the backrest and the seat / additional backrest and seat angle
- C - Value of the backrest reclining force
- D - Seat depth
- E - Inclination of the front part of the seat



### SYNCHRO\*

#### Violle


- A - Seat height
- B - Tilt angle of the backrest and the seat
- C - Value of the backrest reclining force
- D - Seat depth
- E - Additional seat angle



### SYNCHRO\*

#### LightUp / Motto / Xenon / Xenon Net

- A - Seat height
- B - Tilt angle of the backrest and the seat
- C - Value of the backrest reclining force
- D - Seat depth
- E - Additional backrest and seat angle (only in SFL models)



### SYNCHRO\*

#### MyTurn 10S, 20S

- A - Seat height
- B - Tilt angle of the backrest and the seat
- C - Value of the backrest reclining force



### SYNCHRO SELF\*

#### Trillo<sup>Pro</sup>, Ellie<sup>Pro</sup>

- A - Seat height
- B - Tilt angle of the backrest and the seat



### SYNCHRO SELF\*

#### Trillo<sup>Pro</sup>, Ellie<sup>Pro</sup>

- A - Tilt angle of the backrest and the seat




### SYNCHRO\*

#### Pace

- A - Seat height
- B - Value of the backrest and seat reclining force
- C - Tilt angle of the backrest and the seat / additional backrest and seat angle
- D - Seat depth


## MECHANISMS



### TILT

#### Fan 10T

- A - Seat height
- B - Value of the backrest reclining force
- C - Tilt angle of the backrest and the seat



### ECONOMIC

#### Fan 10E


- A - Seat height



### ECONOMIC

#### Noor 6070/6075

- A - Seat height



### SYNCHRO SELF

#### LightUp / Xenon / Xenon Net

- A - Seat height
- B - Value of the backrest and seat reclining force
- C - Tilt angle of the backrest and the seat
- D - Seat depth

The Synchro mechanisms used in Profim products are equipped with Anti-Shock system after releasing the mechanism, the back does not hit the sitting person, but remains in the previous position. The Synchro mechanism is activated only when the person leans on the backrest again.

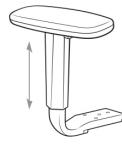
## ARMRESTS



### P48

Action / Veris Net

Height adjustable armrest (range 100 mm)  
with span adjustment (range 35 mm on each side  
- only in Veris and Veris Net),  
sliding pad (range +/- 30 mm)  
with pivot option (+/- 30°).  
Colour of armrest frame: black.  
Armpad type: PU (polyurethane pad)



### P54

Veris Net

Height adjustable armrest (range 80 mm).  
Colour of armrest frame: black.  
Armpad type: PU (polyurethane pad)



### P63

Accis<sup>Pro</sup>

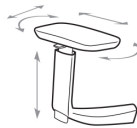
Height adjustable armrest (range 100 mm),  
sliding pad (range +/- 50 mm),  
span option (+/- 27 mm),  
with pivot option (+/- 33°).  
Colour of armrest frame: black, light grey.  
Armpad type: TPU.



### P65

Pace

Height adjustable armrest (range 100 mm).  
Colour of armrest frame: black, light grey.  
Armpad type: TPU.



### P66

Pace

Height adjustable armrest (range 100 mm),  
sliding pad (range +/- 50 mm),  
span option (+/- 27 mm),  
with pivot option (+/- 33°).  
Colour of armrest frame: black, light grey.  
Armpad type: TPU.



### P67

LightUp / Motto

Height adjustable armrest (range 100 mm).  
Colour of armrest frame: black, light grey (only  
LightUp).  
Armpad type: TPU.



### P68

LightUp / Motto

Height adjustable armrest (range 100 mm),  
sliding pad (range +/- 50 mm),  
span option (+/- 27 mm),  
with pivot option (+/- 33°).  
Colour of armrest frame: black.  
Armpad type: TPU.



### P69

Xenon / Xenon Net

Height adjustable armrest (range 100 mm).  
Colour of armrest frame: black.  
Armpad type: TPU.



### P70

Xenon / Xenon Net

Height adjustable armrest (range 100 mm),  
sliding pad (range +/- 50 mm),  
span option (+/- 27 mm),  
with pivot option (+/- 33°).  
Colour of armrest frame: black.  
Armpad type: TPU.



### P72

Violle

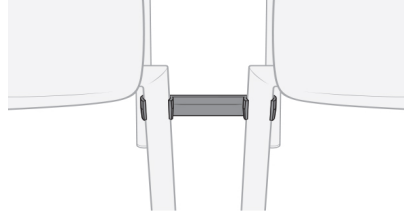
Height adjustable armrest (range 100 mm),  
sliding pad (range +/- 50 mm),  
span option (+/- 27 mm),  
with pivot option (+/- 33°).  
Colour of armrest frame: black.  
Armpad type: TPU.

## LINKING PARTS



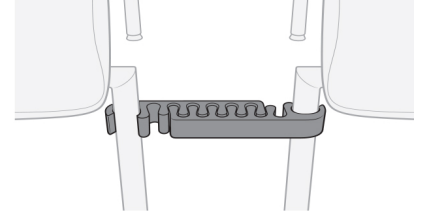
**Linking part Ariz**

Price - no extra charge.



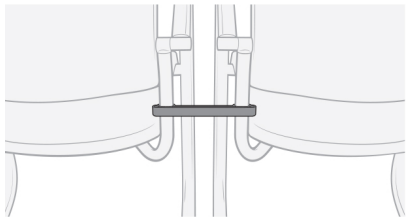
**Universal FIXED 1 Linking part**

Available in models without armrests: Bit.



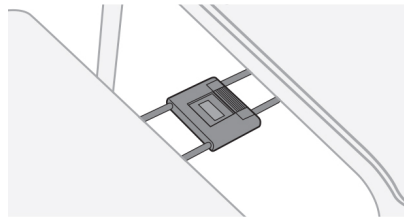
**Universal ADJUSTABLE Linking part**

Available in models without armrests: Bit, Xenon, Xenon Net.  
Available in Com.



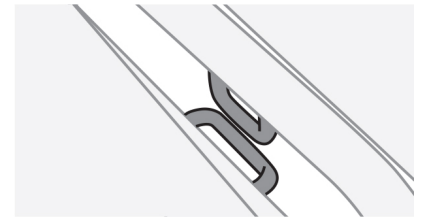
**Universal FIXED 2 Linking part**

Available in models: Acos<sup>Pro</sup>, MyTurn.



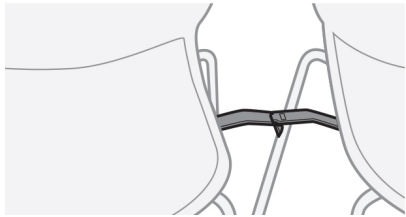
**Linking part Com, Zoo**

Available in 4-legged Com and Zoo.



**Linking part Ana**

Available in Ana.



**Linking part Noor**

Available in Noor.

## STACKING

	Maximum quantity in stack (pc.)	Maximum quantity in stack on trolley (pc.)
<b>Acos<sup>Pro</sup></b>		
30V	2	-
<b>Ana</b>		
4340	12	-
4340S	10	-
4340SR	7	-
<b>Ariz</b>		
550V, 555V	15	45
550V 2P, 555V 2P	10	45
560V, 560V 2P	5	20
570V, 570V 2P	5	20
575V, 575V 2P	5	20
550CV	2	-
555CV	2	-
560CV	2	-
570CV	2	-
575CV	2	-
<b>Bit</b>		
550H, 550H 2P	5	-
555H, 555H 2P	5	-
560H, 560H 2P	3	-
570H, 570H 2P	3	-
575H, 575H 2P	3	-
550V, 550V 2P	3	-
555V, 555V 2P	3	-
560V, 560V 2P	3	-
570V, 570V 2P	3	-
575V, 575V 2P	3	-
<b>Com</b>		
12H (+2P)	15	15
12H 2PB	5	5
12V1 (+2P)	5	5
12V2	5	5
12V	15	15
22H (+2P)	12	12
22H 2PB	5	5
22V1 (+2P)	5	5
22V2	5	5
22V	12	12
32H (+2P)	12	12
32H 2PB	5	5

	Maximum quantity in stack (pc.)	Maximum quantity in stack on trolley (pc.)
32V1(+2P)	5	5
32V2	5	5
32V	12	12
42H (+2P)	10	10
42H 2PB	5	5
42V1 (+2P)	5	5
42V2	5	5
42V	10	10
<b>Noor</b>		
4-leg 6050/6055	10	10
4-leg 6050/6055 with armrests	5	5
4-leg 6060/6065	10	10
4-leg 6060/6065 with armrests	5	5
<b>Normo</b>		
H, H LP, H SP	4	-
V, V SP	4	-
<b>Xenon</b>		
20H	4	-
20H 2P	4	-
20V	4	-
20V 2P	4	-
<b>Xenon Net</b>		
20H	4	-
20H 2P	4	-
20V	4	-
20V 2P	4	-
<b>Zoo</b>		
522H	10	12
522H 2P	10	10
522H 2PB	5	5
502H, 502H 2P, 502H 2PB	5*	5*
500H, 500H 2P, 500H 2PB	5*	5*

\* Chairs upholstered in Valencia - 3 pcs.

## GLIDES, TABLE TOPS, JOINING IN ROWS

	Joining in rows	Felt glides (for hard surfaces)	Teflon glides (universal)	Left-sided table top	Right-sided table top
Accis <sup>Pro</sup>			•		
Acos <sup>Pro</sup>	•	•	•		
Action			•		
Ana	•	•		•	•
Ariz	•	•	•	•	•
Bit	•	•	•		
Chic		•	•		
Chic Lounge		•	•		
Chic Tables		•	•		
Com	•	•	•	•	
Ellie <sup>Pro</sup>		•	•		
Fan		•	•		
LightUp			•		
Mickey			•		
Motto		•	•		
MyTurn		•	•		
MyTurn Sofa		•			
Noor	•	•			
Normo		•	•		
Nu		•	•		
October		•			
Revo			•		
Revo Tables		•			
Seven					
SoftBox	•	•			
Sorriso		•	•		
Tables SH/SR/SV/SW		•	•		
Trillo <sup>Pro</sup>			•		
Vancouver Lite		•			
Vancouver Oto	•	•			
Veris			•		
Violle		•	•		
Wall In	•	•			
Xenon	•	•	•		
Xenon Net	•	•	•		
Zoo	•	•	•	•	

Details in additional information on specific models.

## CONSUMPTION OF FABRIC AND LEATHER

The quantities below are only estimated. The real quantity of fabric- or leather-consumption may vary in accordance to the quantity of pieces on order. Please notice that before we accept any order in customer's own material we need to make sample trials. Please be aware that not every type of fabric/leather is suitable for upholstery. Volume of customer's own material must be agreed each time with Profim sales organization

Column A - Estimated consumption of fabric (roll width: 1,40 m)

Column B - Estimated consumption of leather (m2)

	A	B
<b>AccisPro</b>		
150	0,7	0,8
<b>AcosPro</b>		
30H, 30HC, 30V	1,2	1,8
<b>Action</b>		
100, 110	1,5	2,0
105, 115	0,6	0,8
<b>Ariz</b>		
560, 575	0,6	-
570	1,6	-
<b>Bit</b>		
560, 575	0,6	-
570	1,0	-
580	1,2	-
<b>Chic</b>		
10	2,2	3,5
20	1,2	1,4
21	1,0	1,1
<b>Chic Lounge</b>		
A10	2,2	4,0
A20	2,1	3,3
PV3	1,2	1,6
CU	0,4	0,3
<b>Cushion</b>		
CU30	0,4	-
CU40	0,5	-

	A	B
<b>Com</b>		
22	0,5	0,3
32	1,0	0,7
42	1,1	1,1
22CV	0,5	0,3
42CV	0,7	0,8
<b>Decenta</b>		
10	4,3	
20	5,9	
30	7,1	
<b>ElliePro</b>		
10	2,5	-
20	2,4	-
<b>Fan</b>		
10	1,4	1,9
20	2,4	3,3
cushion	0,5	0,5
<b>LightUp</b>		
230, 330	1,2	-
250, 350	0,5	-
<b>Mickey</b>		
seating	0,7	-
side of the base	0,25	-
<b>Motto</b>		
10	1,4	-
11	1,8	-
20	1,3	-
<b>MyTurn</b>		
10	1,7	2,3
20	1,6	2,1
21	1,4	1,7

	A	B
<b>MyTurn Sofa</b>		
10	3,8	7,4
20	6,0	10,0
30	8,7	13,0
<b>Normo</b>		
500	1,0	-
<b>Nu</b>		
20	1,6	-
<b>October</b>		
10	2,0	2,1
20	3,5	4,0
11	3,6	5,7
21	5,5	9,2
31	7,7	12,2
12	6,5	8,5
22	8,0	12,5
32	10,5	18,5
<b>Revo</b>		
P40	1,5	-
P60	2,2	-
SW120	2,4	-
SW180	3,2	-
SW240	3,9	-
SN150	2,6	-
SN210	3,3	-
B90	1,2	-
B120	1,5	-
B180	2,1	-
W90	2,9	-
W120	3,8	-
W180	5,6	-

	A	B
<b>SoftBox</b>		
10, S2	2,2	2,4
1C	2,5	4,0
11	3,2	5,5
20	3,0	4,0
2B	4,4	6,0
2R, 2L	4,8	6,5
21	4,5	7,2
3B	6,6	8,7
3R, 3L	5,8	8,9
31	5,9	9,6
1CW*	1,6	-
11W*	1,8	-
2BW*	1,7	-
2RW*, 2LW*	2,1	-
21W*	2,6	-
3BW*	2,4	-
3RW*, 3LW*	2,9	-
31W*	3,3	-
*refers only to screens		
<b>Sorriso</b>		
10	2,1	2,6
<b>Trillo<sup>Pro</sup></b>		
20, 30	0,6	-
21, 31	1,2	-

	A	B
<b>Vancouver Lite</b>		
1 C	2,4	3,9
1 H/V	2,6	4,1
1,5 H/HC/V	3,5	5,8
2 H/V	3,6	5,9
2,5 H/V	4,0	6,7
3 H/V	5,1	8,4
1 HW/VW	1,9	3,2
2 HW/VW	2,6	4,8
2,5 HV/VW	2,9	5,5
3 HV/VW	3,5	6,5
W1	6,7	-
W2	6,7	-
W2,5	8,9	-
W3	8,9	-
SW	5,5	-
<b>Vancouver Oto</b>		
R1, R1B	1,2	1,6
R2, R2B	1,0	1,1
S1, S1B	1,8	2,6
S2, S2B	1,1	1,3
<b>Veris</b>		
10, 101	1,5	1,2
11, 111	1,8	1,2
<b>Violle</b>		
130SFL	1,8	1,5
131SFL	2,1	1,7
150SFL	0,6	0,6
151SFL	0,9	0,8
130F	1,8	1,5
150F	0,6	0,6

	A	B
<b>Wall In</b>		
10, 11, 12, 13, B	1,5	2,0
20, 21	1,8	2,7
22, 23	1,8	2,7
30, 31, 32	2,3	3,2
C1, B1	1,6	1,4
C2, B2, P1	1,6	1,7
P3, P4	1,2	1,7
W	1,7	-
<b>Xenon</b>		
10	1,5	1,5
11	1,9	1,7
20H	1,4	1,2
20V	1,4	1,2
<b>Xenon Net</b>		
100, 101	0,7	0,7
110, 111	1,1	0,9
20H	0,7	0,6
20V	0,7	0,6
<b>Zoo</b>		
502	0,7	-
500	1,1	-

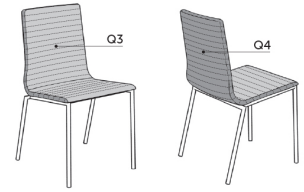
# QUILTING



LightUp / Motto / MyTurn / Veris / Veris Net / Xenon / Xenon Net



Bit / Com



AcosPro / Com

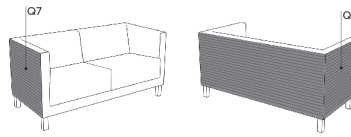
Q1 - quilting on the front side of the seat, without sides, without headrest  
 Q2 - quilting on the front of the backrest, without sides

Q1 - quilting on the seat pad  
 Q2 - quilting on the backrest pad

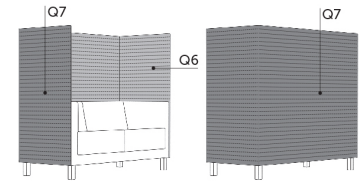
Q3 - quilting on the whole front part  
 Q4 - quilting on the whole rear part



Nu / Sorriso



MyTurn Sofa / Vancouver Lite

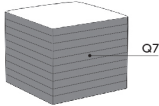


Vancouver Lite

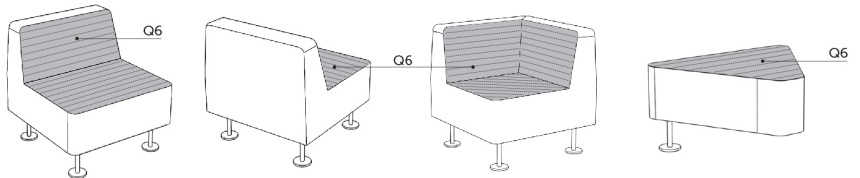
Q5 - quilting on the seat cushion

Q7 - quilting on the outer part of the sides and the back

Q6 - quilting on the inner part of the wall  
 Q7 - quilting on the outer part of the wall



Vancouver Oto



Wall In

Q7 - quilting on all of the sides

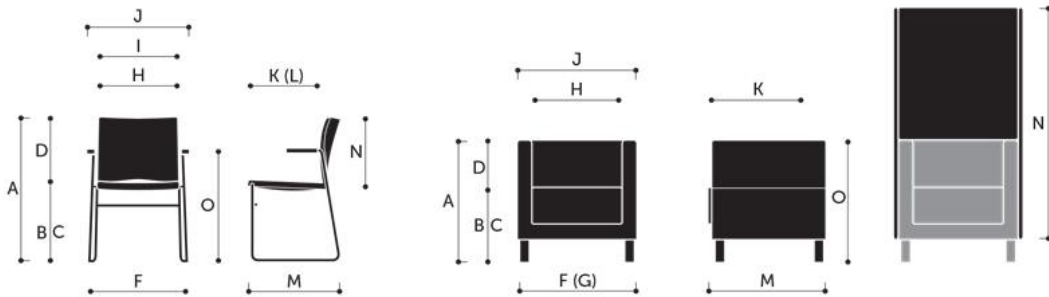
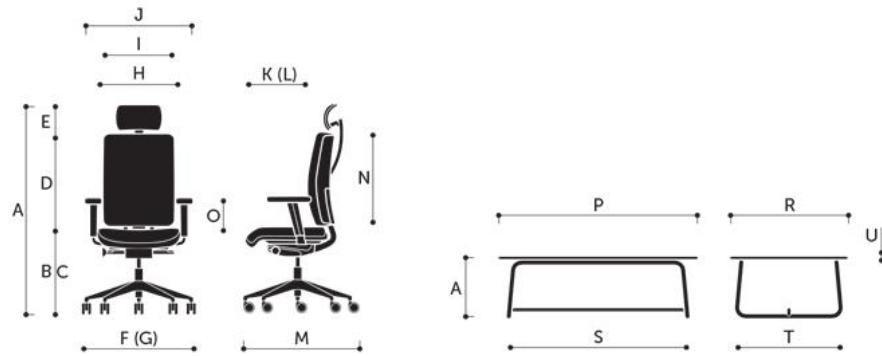
Q6 - quilting on the seat and backrest

Quilting available in standard upholsteries (excluding Valencia, Velvet and Revive and Extended offer).



## MEASURING METHODOLOGY

Swivel armchairs and chairs are measured with a mechanism adjusted in such a way that the seat is as much as it is possible positioned levelly, while the backrest vertically. Swivel armchairs and chairs are measured on their castors, whereas visitor and reception chairs on hard glides. The measurements are approximate and can differ depending on the product configuration.



### A - Total height

For products fitted with a gas lift - it is measured with gas lift's minimum and maximum extension. For products fitted with an additional backrest and headrest height adjustment - it is measured in both minimum and maximum positions of the backrest, headrest and gas lift.

### B - Seat height

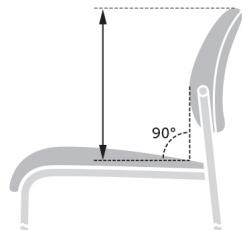
Measured at the highest point of the seat. For products fitted with a gas lift - it is measured with absorber's minimum and maximum extension.

### C - Seat height with the burden

Seat measured according to EN standards (with seat burden). For products fitted with a gas lift - it is measured with gas lift's minimum and maximum extension.

### D - Backrest height

Measured from the seat to the backrest upper edge. For products with adjustable backrest height - it is measured in the minimum and maximum position.

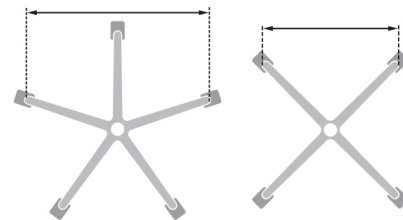


### E - Headrest height

Measured from the backrest upper edge to the headrest upper edge. The headrest adjusted in maximum vertical position in relation to the upper and lower edge of the headrest. Measured in the headrest's minimum and maximum position.

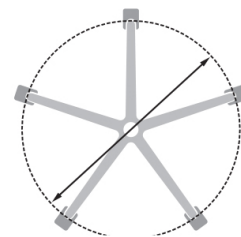
### F - Base, frame width

Measured at the uttermost points of the base according to the following figures.



### G - Base diameter

Measured according to the figure underneath.



### H - Seat width

Measured at the uttermost points of the seat.

### I - Backrest width

Measured at the uttermost points of the backrest.

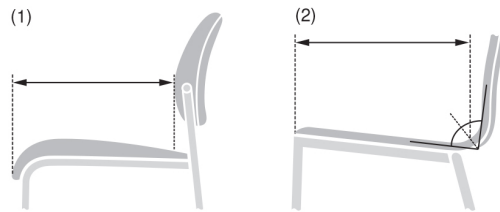
### J - Total width

Measured at the uttermost points. For products fitted with adjustable armrests - it is measured with the armrests slid apart to maximum. For products fitted with armrests with adjustable pads - it is measured with the pads slid apart to maximum.

## MEASURING METHODOLOGY

### K - Seat depth

Measuring the distance between the uttermost point on the seat and the point it touches the backrest (the contact point is determined with a level positioned vertically to the backrest by projecting the S point from the backrest onto the seat) (1). For some shell chairs, where there is no distinct border-line between the seat and the backrest, the depth is measured on the bend halfway between the seat and the backrest (2). For products with additional adjustable seat depth - it is measured with minimum and maximum slide.

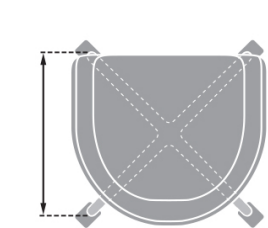
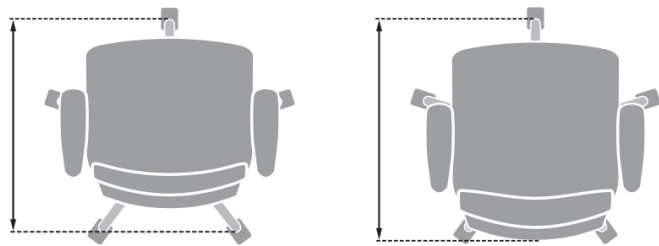


### L - Seat (element) length

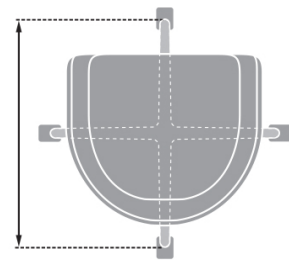
Measured at the uttermost points of the seat.

### M - Total depth

Measured at the uttermost points. Swivel armchairs and chairs are measured according to the drawing underneath. For products with adjustable seat depth - it is measured with minimum and maximum slide.



In models with gas lift with memory.



In models with gas lift without memory.

### N - Backrest (element) length

Measured at the uttermost points of the backrest.

### O - Armrest height

For swivel armchairs and chairs - it is measured from the seat surface to the armrest upper edge. For armrests with adjustable height - it is measured in the minimum and maximum position. For visitor chairs - it is measured from the floor to the armrest upper edge.

### P - Table top length

Measured at the uttermost points of the table top.

### R - Table top width

Measured at the uttermost points of the table top.

### S - Table frame length

Measured at the uttermost points of the table frame.

### T - Table frame width

Measured at the uttermost points of the table frame.

### U - Table top thickness

Table top (element) thickness is measured

# Terms of guarantee

## Applies to products manufactured after January 15th, 2019

1. Profim (the Guarantor) guarantees the correct and reliable performance of its products.

2. Claims must be submitted at the purchase location, on a claims form (which can be downloaded from [www.profim.eu](http://www.profim.eu)), together with a purchase document (invoice or guarantee) and the guarantee certificate, if the certificate in question was issued to the Purchaser.

3. Claimed products will be accepted only if cleaned, packaged, and secured against damage in shipping.

4. The claimed product should be delivered, along with the documents listed in point 2, to the purchase location. If the claim is rejected, the product is sent back to the purchase location at the cost of the Purchaser.

5. The Guarantor shall determine whether the claim is justified within 14 days from the claimed products' delivery to manufacturer (together with claim application). A claims department employee will contact the Purchaser by phone or e-mail in order to determine the date and manner of product repair/replacement. Any doubts related to the claims procedure may be clarified at the phone number + 48 63 289 88 40 from Monday to Friday, 9-15, or at the e-mail address [export@profim.pl](mailto:export@profim.pl). Submitting a claim does not entitle the Purchaser to withhold payment for the product.

6. In order to enable the manufacturer to identify the product, the claim notice should include information from the product's LABEL, i.e. the date of manufacture, order number, product number, and configuration. Any tampering with the LABEL will cause the guarantee to become null and void.

7. Guarantee period.

Refers to the products listed in the current price list and on the website [www.profim.eu](http://www.profim.eu).

Guarantee period	Offer	Operating mode
<b>5 years</b> not longer however than 7 years from production date	Standard Classic - selected products	5 days a week, 8 hours per day (single shift work)
<b>3 years</b> not longer however than 4 years from production date	Classic	5 days a week, 8 hours per day (single shift work)

8. If the product is used for more than 8 hours per day, the guarantee period is reduced to three years.

9. Chair parts (e.g. castors, mechanisms, plastic parts) sold to the Purchaser are covered by a 2 years warranty.

10. If the product is replaced with another product free of defects or repaired by having one of its parts replaced, the course of the guarantee for such product or element is restarted. The guarantee period is extended by the period in which the Purchaser could not make use of the product.

11. If a defect cannot be removed or the removal involves excessive costs, the Guarantor may replace the product with another product free of defects. Any replaced defective products or parts thereof become the property of the Guarantor.

12. In case where an identical product is not available, the Guarantor may replace it with another product free of defects and with identical/similar parameters.

13. Claims concerning mechanical damage (scratches, dents, abrasions, upholstery soiling, missing parts etc.) will be accepted only if submitted within 7 days from the date of handing the product over to the Purchaser. By the above deadline, the Purchaser should unpack the product and remove the wrapping and protective elements in order to rule out mechanical damage. If reservations are made upon delivery with respect to the delivered product, a damage protocol must be drawn up in the presence of the courier or carrier and sent to the Guarantor together with the claims notice.

14. The refusal to hand the product (or any part thereof) over for repair in factory conditions, or preventing repair at the site of the Purchaser, causes the Guarantor to be released from its guarantee obligations and any guarantee claims to be waived.

15. The date of product repair at the site of the Purchaser is scheduled by the Guarantor.

16. Customized products i.e. chairs covered with fabric provided by the Purchaser and manufactured using technology that is not standard for a given product (such as using another base, armrests, covered by a fabric that is not part of standard offer etc.) are covered by one year guarantee.

17. The guarantee covers solely products located on the territory of the Republic of Poland or the country of the Distributor.

18. The Guarantor reserves the right to make innovations in the products that do not alter their durability and usability.

19. Repairs conducted by unauthorized persons or using unauthorized parts will cause the guarantee to become null and void.

20. The Purchaser's rights hereunder do not include the right to pursue lost profits and be indemnified for any potential damage caused by product failure.

21. The Guarantor's liability covers solely defects inherent in the product sold.

22. If the product is damaged after the expiry of the guarantee, the Guarantor may send, if possible, the Purchaser the required element or cure the defect using its factory service. In both cases the Purchaser will be charged accordingly.

#### THE GUARANTEE DOES NOT COVER:

- a) defects caused by assembling the product in a manner not compliant with the manual and using it in a manner not compliant with its purpose,
- b) damage caused during transport and transloading (does not apply to transport provided by the Guarantor),
- c) failure to observe the recommendations contained in the user's manual, damage to castors, glides or floor caused by the inappropriate choice of available options (e.g. using hard castors on hard surfaces); the proper choice of options does not rule out damages that may be caused by using the chairs on carpets, panels, parquet floors etc. of inappropriate quality or on soiled surfaces (e.g. by sand),
- d) damage resulting from extreme climate conditions or environmental factors (e.g. acids, humidity etc.),
- e) damage caused by departing from standard specifications at the customer's request,
- f) operational wear and tear of wheels or upholstery materials,
- g) wear and tear of felt glides, which can be replaced under warranty, only in case the felt come away,
- h) differences in the fabrics shade, if the products come from different manufacturing series of the fabric manufacturer, and differences in individual products purchased by the Purchaser successively are claimed,
- i) discoloration of upholstery caused by some of the clothing colourants and additional colourants (such as those used in denim) which may transfer onto lighter upholstery (the effect can be intensified due to humidity and temperature and is irreversible),
- j) soiling and permanent discolouring of upholstery caused by external factors,
- k) leather upholstery products, where the natural features of the material, such as smell, difference in the structure, texture and shade differences, scars and insects pricks are claimed; during use (e.g. on the seat) the leather takes on shine and becomes looser; the Guarantor does not accept claims motivated by the above features,
- l) foam deformations,
- m) differences in the hardness of polyurethane cold-moulded foam resulting from parameter variations, which according to the DIN 53576/ISO 2439 norm are acceptable if within the range of +/- 10%,
- n) damaging the surface of wooden elements as a result of contact with the edges of desks or other office furniture; mechanical damage of wooden surfaces is not considered to be a product defect,
- o) wooden components used in products, if the slight differences occurring in individual elements are claimed; the character of the raw material makes it impossible to precisely determine the final aesthetic effects, defined by the wood colour, shade, and figure,
- p) differences in geometry of plywood shells, which, because of their natural properties, may differ in tolerance of +/- 1.5 degrees,
- r) small variations in HPL colours, in accordance with PN-EN 438 norm.
- s) differences in colour, gloss, tone or pattern in ceramic table tops. It is natural material and above features are characteristic of this type of surface.

#### GENERAL REMARKS CONCERNING PRODUCT USE:

- 23. The products should be protected against the direct influence of sunrays.
- 24. Leather products should not be placed next to a heater or another heat source. Please observe a minimum distance of 30 cm from the heat source.
- 25. Leather should be maintained using special care products that create a protective layer resistant to water and oil substances.
- 26. Products should be protected against becoming wet.
- 27. The upholstery fabric should be protected against soiling by grease, sweat, lubricants etc. In case of soiling, apply appropriate cleaning agents.
- 28. Avoid exposing upholstery to extensive, focused tension (for example standing on a chair) that can result in splitting or a rip of stitching as well as mechanical damage to upholstery.
- 29. Upholstered furniture is supposed to be used to sit evenly on the seat surface to avoid natural tendency of fabrics and leather to creasing and wrinkling due to ongoing pressure, temperature and the moist of the body (wrinkling and creasing is not a product fault but a natural effect; the bigger the upholstered surface the higher tendency for this effect to occur).
- 30. Products should be dusted at least once a week.
- 31. Hard castors are used with soft carpeting and carpets.
- 32. Soft castors are used with hard floors (e.g. PVC, parquet floors, floor panels).
- 33. Remarks concerning the use of products containing plywood elements:
  - temperature range from +15°C to +30°C,
  - humidity range from 40% to 65%.
- 34. Plastic elements of the products like bases, armrests cover (especially light grey colours) require regular cleaning adequate to density of usage.

# Profim Quick-ship

Profim Quick-ship has been put together for you in order to make it easier to choose model, fabric and colour. In the table below you can see the Profim Quick-ship combinations. The Profim Quick-ship collection offers delivery from factory in only 7 to 10 working days after order has been registered.

MODEL	EVO 001	EVO 002	EVO 005	EVO 014	EVO 011	NX 14	NX 16	SC 60999	EXR 009	VAN 4003	VAN 9035	CUL 60999	CUL 60109	ALA 8003	ALA 8033	PLYWOOD	Colour (base, frame, plastics)	limit of chairs	Delivery time
FAN 10H,HS,HC	x	x	x	x	x	x	x	x	x	x	x	x	x	x	x	--	Black	10	7-10 working days
TRILLO 20ST, 21ST	x	x	x	x	x	x	x	x	x	x	x	x	x	x	x	--	Black	10	7-10 working days
ELLIE <sup>PRO</sup> 2 10ST, 20ST	x	x	x	x	x	x	x	x	x	x	x	x	x	x	x	--	Black	10	7-10 working days
COM K12H <sup>3</sup>																H6,H5, H12,LW01	Black, MetallicPro	10	5-10 working days
COM K42H	x	x	x	x	x	x	x	x	x	x	x	x	x	x	x	x	Black, MetallicPro	10	5-10 working days

X = Available in Profim Quick-ship

Please note: to be able to provide this service to all customers, there is a limit of 10 chairs per customer per day. For orders over 10 chairs, please contact Customer Service for delivery details. Please specify that your order is Profim Quick-ship. During holidays we may not be able to deliver Profim Quick-ship within the specified time frame. For more information about holiday periods, please contact Customer Service, e-mail: [info-dk@flok.com](mailto:info-dk@flok.com)

<sup>1</sup> all models & armrests

<sup>2</sup> without leather pad on the armrests

<sup>3</sup> w/out armrests and shell cut-out (C)

# Fabrics and finishings

# Profim Standard fabrics

## ALBA (FIDIVI) - PRICE GROUP 0

Alba is a uni-coloured polyester fabric with a grainy texture. The weave construction play with light and add depth to the colours.

**Composition:** 100% polyester

**Weight:** 320 +/- 5% g/m<sup>2</sup>

**Abrasion resistance:** 100 000 Martindale (EN ISO 12947-2)

**Flammability:** BS EN 1021: 1-2 (Cigarette & match), CA TB 117-2013, BS 5852 Crib 5, BS 7176 Medium Hazard, UNI 9175 Class 1 IM

**Light fastness:** 6 (EN ISO 105 - B02: 2013)

**Rubbing fastness:** 4/5 (Wet/Dry) (ISO 105-X12)

**Pilling:** 5 (EN ISO 13945-2)

**Environmental facts:** Oeko-Tex® Standard 100, Indoor Advantage™ "Gold", non-metallic dyestuff, does not contain flame-retardant chemicals, ISO 14001 certified company.

**Design:** FIDIVI Design Team

**Produced in:** South Korea


**Cleaning & disinfection:** Washable up to 60°, dry cleanable with perchloroethylene, cleanable with steam, bleach and the most common sanitizing agents. (For further info follow FIDIVI's cleaning guidelines - [www.fidivi.com](http://www.fidivi.com))




ALA8033



ALA8010




ALA8003




ALA8078




ALA6026



ALA7026



ALA6031



ALA3005

## EVO - PRICE GROUP 0

Evo is a uni-coloured polyester crepe fabric. The irregular weave structure add shine and good stretch.

**Composition:** 100% polyester

**Weight:** 320 g/m<sup>2</sup>

**Abrasion resistance:** 180 000 Martindale (EN ISO 12947-2)

**Flammability:** BS EN 1021: 1-2 (Cigarette & match)

**Light fastness:** 4-5 (EN ISO 105-B02)

**Rubbing fastness:** 4-5 (Wet/Dry) (EN ISO 105-X12)

**Pilling resistance:** 5 (EN ISO 12945-2)

**Environmental facts:** EU Ecolabel, Oeko-Tex® Standard 100, ISO 14001 certified company


**Design:** Miranda Design Team

**Produced in:** Poland


**Cleaning & disinfection:** Dry cleaning with tetrachloroethylene and water solution of carbonate fluoride




EVO011




EVO001




EVO014




EVO010




EVO025



EVO024



EVO005



EVO002

## NEXT - PRICE GROUP 0

Next is a polyester fabric in solid and mixed colors. It is lightly textured with a semi-gloss surface.

**Composition:** 100% polyester

**Weight:** 340 g/m<sup>2</sup>

**Abrasion resistance:** 100,000 Martindale (EN ISO 12947-2)

**Flame safety:** BS EN 1021: 1-2 (Cigarette & match)


**Light fastness:** 5 (EN ISO 105-B02)

**Rubbing resistance:** 4-5 (Wet/Dry) (EN ISO 105-X12)

**Picking resistance:** 5 (EN ISO 12945-2)

**Environmental facts:** Oeko-Tex® Standard 100, ISO 14001 Certified company

**Cleaning and disinfection:** Dry cleaning with tetrachlorethylene and aqueous solution of carbonate fluoride



NX16

NX14

NX12

NX10

NX15

NX11

NX07

NX01

## CURA LOOP (GABRIEL) - PRICE GROUP 1

Cura Loop is a two-coloured fabric made from 100% recycled polyester textile waste. It has a matt, slightly irregular and natural-looking texture where the dark, underlying grey fibers create a discreet yet vibrant melange effect. It's high durability, stretchability and soft, voluminous touch makes Cura Loop versatile in use for most type of furniture and environments.

**Composition:** 100% post-consumer/post-industrial recycled polyester

**Weight:** 420 g/lm

**Abrasion resistance:** 100 000 Martindale (EN ISO 12947-2)

**Flammability:** BS EN 1021: 1-2, 5852 Crib 5 (on request)\*, CA TB 117-2013, DIN EN 13501-1 B-s1,d0, Class Uno UNI9175 Class I | EMME, ASTM E 84 Class I (Unadhered)

**Light fastness:** 6-8 (EN ISO 105 - B02)

**Rubbing fastness:** 4-5/4-5 (Wet/Dry) (EN ISO 105X12)

**Pilling:** 4-5 (EN ISO 12945-2)


**Environmental facts:** EU Ecolabel, Oeko-Tex® Standard 100, Contains no flame retardant chemicals, ISO 14001 certified company

**Design:** Cenk Kivrikoglu

**Produced in:** Lithuania

**Cleaning:** Wash or dry cleaning, Can be disinfected with ethanol and is bleach-cleanable (For further info follow Gabriel's cleaning guidelines - [www.gabriel.dk](http://www.gabriel.dk))

\*Requires chemical treatment to meet Crib 5 standard. Must be specifically requested when ordering. Additional cost and lead time apply.



CLP60999

CLP60109

CLP60110


CLP61168

CLP66165


CUL66170

CLP66167

CLP68182



CLP68186



CLP62083

## MEDLEY (GABRIEL) - PRICE GROUP 1

Medley is a polyester fabric constructed from melange yarns in a simple, geometric structure. Its tight texture and changing structure of the yarn create a lively colour effect on the surface.

**Composition:** 100% polyester

**Weight:** 364 g/m<sup>2</sup>

**Abrasion resistance:** 75 000 Martindale (EN ISO 12947-2)

**Flammability:** BS EN 1021: 1-2 (Cigarette & match), CA TB 117-2013, BS 5852 0&1


**Light fastness:** 5-7 (EN ISO 105-B02)

**Rubbing fastness:** 4-5 (Wet/Dry) (EN ISO 105-X12)

**Pilling resistance:** 4 (EN ISO 12945-2)

**Environmental facts:** Oeko-Tex® Standard 100, no flame retardant chemicals, recyclable, ISO 14001 certified company

**Cleaning & disinfection:** Washable up to 74° and bleach cleanable. (For further info follow Gabriel´s cleaning guidelines [www.gabriel.dk](http://www.gabriel.dk))



ML60999

ML60003

ML67006

## SPRINT (CAMIRA) - PRICE GROUP 1

Sprint is a classic stretch knit fabric made from 100% polyester. It has a multi-directional stretch with a design based on a A smooth cellular construction that add a smooth and light expression.

**Composition:** 100% polyester

**Weight:** 325 g/m<sup>2</sup>

**Abrasion:** > 100 000 Martindale

**Flammability:** BS EN 1021: 1&2 (Cigarette & match), BS 7176: 2007 Low Hazard, BS 476 Part 7 Class 1, UNI 9175 Klasse 1 IM, CA TB 117-2013

**Light fastness:** 5 (EN ISO 105-B02)

**Rubbing fastness:** 4/4 (Wet/Dry) (EN ISO 105X12)


**Pilling:** 4/5 (BS EN ISO 12945-2)

**Environmental facts:** Non metallic dyestuffs, Indoor Advantage™ "Gold", ISO 14001 certified company

**Design:** Camira Design Studio

**Produced in:** China & United Kingdom

**Cleaning & disinfection:** Washable to 60°C and bleach cleanable (For further info follow Camira´s cleaning guidelines - [www.camirafabrics.com](http://www.camirafabrics.com))



SRT004

SRT030

SRT028

SRT033

SRT040

SRT039

SRT041

SRT010

## VALENCIA - PRICE GROUP 1

Valencia is a PVC based syntehtic leather with a leather grain look. It has a Permablok3 finish adding protection against growth of fungi and bacterias making it suitable for healthcare environments. With high durability and flammability performance, and easy cleanable on a regular basis.

**Composition:** 100% PVC (100% polyester backing)

**Weight:** 650 gr/m<sup>2</sup>

**Abrasion resistance:** >300 000 Martindale (EN ISO 12947-2)

**Flammability:** BS EN 1021: 1-2 (Cigarette & match), IMO FTP 2010 Code MSC.307 (88) Part 8 3.1 & 3.2, CA TB 117-2013 Section E, DIN 4102 B2, NF P 92-503/M2, UNI 9175 (1987) / UNI 9175/FA1 (1994) Classe 1.IM (UNO I EMME)


**Light fastness:** 7/8 (Blue Wool scale) ISO 105 B02

**Environmental facts:** Greenguard gold, ISO 14001 certified company, Indoor Air Emission A+

**Design:** Spradling Design Team

**Produced in:** Germany

**Cleaning & disinfection:** For info follow cleaning guidelines [www.spradling.com](http://www.spradling.com)



VAN9035

VAN4003

VAN4045

VAN4042

VAN0002

VAN0034

## XTREME (CAMIRA) - PRICE GROUP 1

Xtreme is a crepe fabric made from 100% post-consumer recycled polyester that features exceptional Euro flammability performance. Extra stretch and structure gives an irregular, shiny finish.

**Composition:** 100% post-consumer recycled polyester

**Weight:** 310 g/m<sup>2</sup>

**Abrasion resistance:** >100 000 Martindale (EN ISO 12947-2)

**Flammability:** BS EN 1021: 1-2 (Cigarette & match), BS 7176 Low & Medium Hazard, BS 5852 Section 4 Crib 5, DIN 4102 B1, UNI 9175 Class 1 IM, NF D 60-013

**Light fastness:** 6 (EN ISO 105 - B02: 2013)

**Rubbing fastness:** 4/4 (Wet/Dry) (EN ISO 105X12)


**Pilling:** 5 (EN ISO 12945-2)

**Environmental facts:** EU Ecolabel, Oeko-Tex® Standard 100, Indoor Advantage™ "Gold", non metallic dyestuffs, ISO 14001 certified company.

**Design:** Camira Design Studio

**Produced in:** United Kingdom

**Cleaning & disinfection:** Washable to 60°C and bleach cleanable (For further info follow Camira's cleaning guidelines - [www.camirafabrics.com](http://www.camirafabrics.com))



## SELECT (GABRIEL) - PRICE GROUP 2

Select is a classic woolen fabric with a tightly woven relief structure, combining excellent softness, stretch and durability. Its rich texture with the interplay of light and shadow add depth in all the colours in the palette.

**Composition:** 85% New Zealand wool, 15% polyamide

**Weight:** 510 g/lm

**Abrasion resistance:** 200 000 Martindale (EN ISO 12947-2)

**Flammability:** BS EN 1021: 1-2, BS 5852 0&1, BS5852 Crib 5, CA TB 117-2013, IMO MSC 307(88) Annex 1 part 8/MED registration IMO

**Light fastness:** 5-8 (EN ISO 105 - B02)

**Rubbing fastness:** 4-5/4-5 (Wet/Dry) (EN ISO 105X12)


**Pilling:** 4 (EN ISO 12945-2)

**Environmental facts:** EU Ecolabel, Oeko-Tex® Standard 100, 100% free of heavy metals, ISO 14001 certified company

**Design:** Cenk Kivrikoglu

**Produced in:** Lithuania

**Cleaning:** Professional dry cleaning (For further info follow Gabriel's cleaning guidelines - [www.gabriel.dk](http://www.gabriel.dk))



## TONAL (GABRIEL) - PRICE GROUP 2

Tonal is a post-consumer recycled polyester fabric in a two-coloured melange. It has a discreet textured look with a fusion of light and dark tones adding depth to the colours.

**Composition:** 99% post-consumer recycled polyester, 1% polyester

**Weight:** 315 g/lm

**Abrasion resistance:** 100 000 Martindale (EN ISO 12947-2)

**Flammability:** BS EN 1021: 1-2, BS 476 Part 7 class 1, CA TB 117-2013, ASTM E 84 Class I

**Light fastness:** 6-8 (EN ISO 105 - B02)

**Rubbing fastness:** 4-5/4-5 (Wet/Dry) (EN ISO 105X12)


**Pilling:** 4-5 (EN ISO 12945-2)

**Environmental facts:** EU Ecolabel, Oeko-Tex® Standard 100, Contains no Flame Retardant chemicals, ISO 14001 certified company

**Design:** Cenk Kivrikoglu

**Produced in:** Lithuania

**Cleaning:** Wash or dry cleaning. Can be disinfected with ethanol and is bleach-cleanable (For further info follow Gabriel's cleaning guidelines - [www.gabriel.dk](http://www.gabriel.dk))



TOL60999

TOL60124

TOL60122

TOL67090

TOL67089

TOL61180

TOL64211

TOL64210

## CAPTURE (GABRIEL) - PRICE GROUP 3

Capture is a lightly felted and multi-coloured wool fabric combining softness, stretch and strenght. It fuses light and dark colours to a refined melange pattern in subtle nuances, which add richness and depth to the design.

**Composition:** 85% New Zealand wool, 15% polyamide

**Abrasion resistance:** 200.000 Martindale (EN ISO 12947-2)

**Flammability:** BS EN 1021: 1-2 (Cigarette & match), BS 5852 Crib 5 (on request)\*, BS 5852 Part 1 0,1 (Cigarette & match), CA TB 117-2013, Class Uno UNI 9175 Class 1 IM

**Light fastness:** 5-7 (EN ISO 105-B02)

**Rubbing fastness:** 4-5/4-5 (Wet/Dry) (EN ISO 105X12)

**Pilling:** 4-5 (EN-ISO 12945-2)


**Environmental facts:** EU Ecolabel, Oeko-Tex® Standard 100, 100% free of heavy metals, ISO 14001 certified company

**Design:** Cenk Kivrikoglu

**Produced in:** Lithuania

**Cleaning:** Professional dry cleaning (For further info follow Gabriel's cleaning guidelines - [www.gabriel.dk](http://www.gabriel.dk))

\*Requires chemical treatment to meet Crib 5 standard. Must be specifically requested when ordering. Additional cost and lead time apply.



CPT5501

CPT4601

CPT4401


CPT4102

CPT6001


CPT6601

CPT5103

CPT5101



CPT4301



CPT6401

## MAINLINE FLAX (CAMIRA) - PRICE GROUP 3

Main Line Flax is made from a 75/25 wool flax blend, then fibre dyed to create a mixture coloured yarn. The yarns are woven into solids and cross-colours giving a tweed like look and a delicate touch. The combination of wool and flax also creates an inherently flame retardant fabric all based on natural sources.

**Composition:** 75% Virgin Wool, 25% Flax

**Abrasion resistance:** > 50 000 Martindale (EN ISO 12947-2)

**Flammability:** BS EN 1021: 1-2 (Cigarette & match), BS 7176 Low & Medium Hazard, BS 5852 Crib 5, CA TB 117-2013, IMO FTP Code (Part 8), UNI 9175 Classe 1 IM

**Light fastness:** 5 (EN ISO 105-B02)

**Rubbing fastness:** 3/4 (Wet/Dry) (EN ISO 105X12)


**Pilling:** 4 (EN ISO 12945-2)

**Environmental facts:** EU Ecolabel, Indoor Advantage™ "Gold", Free of heavy metals, ISO 14001 certified company, Rapidly renewable and compostable

**Design:** Camira Design Studio

**Produced in:** United Kingdom

**Cleaning:** Professional dry cleaning (For further info follow Camira's cleaning guidelines – [www.camirafabrics.com](http://www.camirafabrics.com))



MLF02

MLF20

MLF32

## OCEANIC (CAMIRA) - PRICE GROUP 3

Oceanic is made from 100 % post-consumer recycled polyester yarn where 90% are created from post-consumer plastic bottles diverted from landfill and 10% is upcycled marine plastic (from marine litter). It is a fabric born out of the SEAQUAL Initiative designed to combat marine plastic pollution and achieve a waste free environment. Oceanic has a two coloured diagonal structure with a matte surface and soft touch.

**Composition:** 100 % post-consumer recycled polyester, including 50% SEAQUAL yarn

**Weight:** 497 g/m<sup>2</sup> ±5%

**Abrasion resistance:** >100 000 Martindale (EN ISO 12947-2)

**Flammability:** BS EN 1021: 1-2 (Cigarette & match), BS 7176 Low, BS 7176 Medium Hazard with EnviroFlam5, CA TB 117-2013

**Light fastness:** 5 (EN ISO 105 - B02: 2013)

**Rubbing fastness:** 4/4 (Wet/Dry) (EN ISO 105X12)


**Pilling:** 4 (EN ISO 12945-2)

**Environmental facts:** EU Ecolabel, Oeko-Tex® Standard 100, Indoor Advantage™ "Gold", non metallic dyestuffs, ISO 14001 certified company.

**Design:** Camira Design Studio

**Produced in:** United Kingdom

**Cleaning & disinfection:** Washable at 60 °C and bleach cleanable (For further info follow Camira's cleaning guidelines – [www.camirafabrics.com](http://www.camirafabrics.com))



OCI001

OCI008

OCI014


OCI013

OCI006

OCI011

OCI004

OCI012



OCI016

## PARCEL LOOP (GABRIEL) - PRICE GROUP 3

Parcel Loop is made from 100% post-consumer/post-industrial recycled polyester, combining recycled textile waste from customers and from used plastic bottles. It has a matt, multi-directional texture in a subtle colour-shifting colour mix. Its softness combined with high durability makes it suitable for all types of furniture in the works space.

**Composition:** 100% post-consumer/post-industrial recycled polyester

**Weight:** 480 g/lm

**Abrasion resistance:** 100 000 Martindale (EN ISO 12947-2)

**Flammability:** BS EN 1021: 1-2, BS 5852 Crib 5 (on request)\* CA TB 117-2013, ASTM E 84 Class I (Unadhered)

**Light fastness:** 6-8 (EN ISO 105 - B02)

**Rubbing fastness:** 4-5/4-5 (Wet/Dry) (EN ISO 105X12)

**Pilling:** 4-5 (EN ISO 12945-2)

**Environmental facts:** EU Ecolabel, Oeko-Tex® Standard 100, Contains no flame retardant chemicals, ISO 14001 certified company

**Design and colours:** Cenk Kivrikoglu/ Luisa Allegri

**Produced in:** Lithuania

**Cleaning:** Wash or dry cleaning, Can be disinfected with ethanol and is bleach-cleanable (For further info follow Gabriel's cleaning guidelines - [www.gabriel.dk](http://www.gabriel.dk))

\*Requires chemical treatment to meet Crib 5 standard. Must be specifically requested when ordering. Additional cost and lead time apply.



PCL2001

PCL1302

PCL1202

PCL2401

## STEP (GABRIEL) - PRICE GROUP 3

Step is unique in both texture and performance. With its delicate surface, Step is perceived as vivid and interesting. The texture with the fire-resistant Trevira CS yarn ensures that the fabric is suited for use in environments with high fire safety and durability requirements.

**Composition:** 100% Trevira CS

**Weight:** 336 g/m<sup>2</sup>

**Composition:** 100% Trevira cs

**Abrasion resistance:** 100 000 Martindale (EN ISO 12947-2)

**Flammability:** BS EN 1021: 1&2 (Cigarette & match), BS 5852 0&1 (Cigarette & match), BS 5852 Crib 5, CA TB 117-2013, MED Certificate IMO, Class Uno UNI 9175 Class 1 EMME, ÖNORM

**Light fastness:** 5-7 (EN ISO 105 - B02)

**Rubbing fastness:** 4-5/4-5 (Wet/Dry) (EN ISO 105X12)


**Pilling:** 4-5 (EN ISO 12945-2)

**Environmental facts:** EU Ecolabel, Oeko-Tex® Standard 100, 100% free of heavy metals, ISO 14001 certified company

**Design:** Inger Mosholt Nielsen

**Produced in:** Lithuania

**Cleaning:** Professional dry cleaning (For further info follow Gabriel's cleaning guidelines [www.gabriel.dk](http://www.gabriel.dk))



SE60999

SE60090

SE60091

SE66152

SE67004

SE68161

SE63075

SE62057

## SYNERGY (CAMIRA) - PRICE GROUP 3

Synergy is a lightly felted wool fabric with a soft-handle. The range feature fibre dyed shades and piece dyed solids.

**Composition:** 95% pure new wool, 5% polyamide

**Weight:** 400 g/m<sup>2</sup> ±10%

**Abrasion resistance:** >100 000 Martindale (EN ISO 12947-2)

**Flammability:** BS EN 1021: 1-2 (Cigarette & match), CA TB 117-2013, BS 7176 Low Hazard, NFD 60-013, UNI 9175 Classe 1 IM, IMO FTP Code (Part 8), EN 13501-1 Adhered Class D, s1, d0

**Light fastness:** 5 (EN ISO 105 - B02)


**Rubbing fastness:** Wet: 4, Dry: 4 (EN ISO 105 - X12)

**Environmental facts:** EU Ecolabel, Indoor Advantage Gold, ISO 14001 certified company

**Design:** Camira Design Studio

**Produced in:** United Kingdom

**Cleaning & disinfection:** Professional dry cleaning (For further info follow Camira's cleaning guidelines - [www.camirafabrics.com](http://www.camirafabrics.com))



## TECHNICOLOUR (KVADRAT) - PRICE GROUP 3

Technicolour is a worsted wool fabric made from 100% british wool. It is created by using a specially developed colour system which unfolds different ranges of melange colours. Each colourway unites two yarns in a plain weave construction, expressing a sense of subtle variation. Its colourmoods in combination with softness and strength gives it versatility in use across all types of work spaces.

**Composition:** 100% british wool, worsted

**Weight:** 430 g/lm

**Abrasion resistance:** 80 000 Martindale (EN ISO 12947-2)

**Flammability:** BS EN 1021: 1-2 (Cigarette & match, BA5852 Crib 5 (on request)\*, CA TB 117-2013, BS 5852 part 1, BS 7176 Low Hazard, NF D 60013, UNI 9175 1IM, ASTM E84 Class A Unadhered/Adhered, IMO FTP Code 2010 Part 8,

**Light fastness:** 7 (EN ISO 105-B02)

**Rubbing fastness:** 4-5/4-5 (Wet/Dry) (EN ISO 105X12)

**Pilling:** 4 (EN ISO 12945-2)


**Environmental facts:** EU Ecolabel, 100% free of heavy metals, ISO 14001 certified company, GREENGUARD Gold

**Design:** Peter Saville

**Produced in:** United Kingdom

**Cleaning:** Professional dry cleaning (For further info follow Kvadrat's cleaning guidelines - [www.kvadrat.dk](http://www.kvadrat.dk))

\*Requires chemical treatment to meet Crib5 standard. Must be specifically requested when ordering. Additional cost and lead time apply.



## STEELCUT 3 (KVADRAT) - PRICE GROUP 4

Steelcut 3 is a unicoloured strong worsted wool and polyamide woven fabric, combining durability, soft touch and colour depth. The construction creates a three-dimensional surface resembling small pyramids or steel points. Despite its complex weaving technique, it has a simple and precise expression.

**Composition:** 90% worsted New Zealand wool, 10% polyamide

**Weight:** 825 g/lm

**Abrasion resistance:** 100 000 Martindale (EN ISO 12947-2)

**Flammability:** BS EN 1021: 1-2 (Cigarette & match, CA TB 117-2013, BS 5852 Crib 5 (on request)\*, BS 5852 part 1, IMO FTP Code 2010 Part 8, NF D 60 013, NFPA 260, UNI 9175 1IM, ÖNORM B1/Q1, AS/NZS 3837 Class 2, ASTM E84 Class A Unadhered, ASTM 84 Class B Adhered

**Light fastness:** 6 (EN ISO 105-B02)

**Rubbing fastness:** 3-5/4-5 (Wet/Dry) (EN ISO 105X12)

**Pilling:** 3-4 (EN ISO 12945-2)

**Environmental facts:** EU Ecolabel, 100% free of heavy metals, ISO 14001 certified company, GREENGUARD Gold

**Design:** Frans Dijkmeijer, Giulio Ridolfo (updated colourways)


**Produced in:** United Kingdom

**Cleaning:** Professional dry cleaning with tetrachloroethylene, normal process (For further info follow Kvadrat's cleaning guidelines – [www.kvadrat.dk](http://www.kvadrat.dk))

\*Requires chemical treatment to meet Crib 5 standard. Must be specifically requested when ordering. Additional cost and lead time apply.



STT190



STT682

## STEELCUT TRIO 3 (KVADRAT) - PRICE GROUP 4

Steelcut Trio 3 is a strong worsted wool and polyamide woven fabric, made with three different coloured yarns. The colours and the special weave create a three-dimensional surface where the colours seem to change depending on the angle of perspective. Like Steelcut 3, despite the complexity of the textile's innovative weave, it has a simple, precise expression.

**Composition:** 90% worsted New Zealand wool, 10% polyamide

**Weight:** 770 g/lm

**Abrasion resistance:** 100 000 Martindale (EN ISO 12947-2)

**Flammability:** BS EN 1021: 1-2 (Cigarette & match, CA TB 117-2013, BS 5852 Crib 5 (on request)\*, BS 5852 part 1, BS 5852 ignition source 3, IMO FTP Code 2010 Part 8, NF D 60 013, NFPA 260, UNI 9175 1IM, ÖNORM B1/Q1, AS/NZS 3837 Class 2, GB 50222 B1 with treatment (Chinese)

**Light fastness:** 6-7 (EN ISO 105-B02)

**Rubbing fastness:** 3-5/4-5 (Wet/Dry) (EN ISO 105X12)

**Pilling:** 4 (EN ISO 12945-2)

**Environmental facts:** EU Ecolabel, 100% free of heavy metals, ISO 14001 certified company, GREENGUARD Gold

**Design:** Frans Dijkmeijer, Giulio Ridolfo (updated colourways)


**Produced in:** United Kingdom

**Cleaning:** Professional dry cleaning with tetrachloroethylene, normal process (For further info follow Kvadrat's cleaning guidelines – [www.kvadrat.dk](http://www.kvadrat.dk))


\*Requires chemical treatment to meet Crib 5 standard. Must be specifically requested when ordering. Additional cost and lead time apply.




STT383



STT133




STT153




STT796




STT966



STT253



STT645



STT213

## LEATHER (MARCHETTO) - PRICE GROUP 5

Leather (standard) is a corrected grain leather made of European cattle hides. It is through dyed with chrome tannage. Fine embossed with a smooth touch.

**Thickness:** 0.8 -1.0 mm (+/-15%)

**Flammability:** BS EN 1021: 1-2 (Cigarette & match)


**Light fastness:** 5 (EN ISO 105-B02)

**Rubbing fastness:** Wet >4/5 250 - Dry >4 500 (IUF 450)

**Environmental facts:** ISO 14001 certified company

**Produced in:** Italy

**Cleaning and care:** Please follow the guidelines of the supplier [www.marchettopellami.com](http://www.marchettopellami.com)



## PALOMA (WOLLSDORF) - PRICE GROUP 6

Paloma is a high quality chrome free Semi-Aniline leather from cattle in the European Alpine region. All our standard colours from Paloma have a special finish adding a particular softness to the leather. It has excellent friction and breathing properties. The surface may feature small scars and marks resulting from insect bites etc. These are proof of the natural origin of the product and are part of its character.

**Flammability:** BS EN 1021: 1-2 (Cigarette & match), BS 5852 Crib 5, IMO A.652 (16)

**Light fastness:** 6 (EN ISO 105-B02)

**Rubbing:** Wet 80/4 -Dry 2000/4 - Sweat 50/4 - ISO 11640

**Finish-adhesion:** 2,0 N/cm ISO 11644


**Tear-strength:** 20 N/mm DIN 53329- A

**Environmental facts:** Tanned without using chromium salts, BlueAngel, ECO2L-certificate, ISO 14001 certified company, Internal waste water treatment plant.

**Produced in:** Austria, predominantly using raw hides from red-spotted cattle

**Animal Welfare** All hides are by-products from the meat and dairy industries, only use hides from healthy and uninjured animal. Following European standards as a minimum and the "Five Freedoms" of livestock as defined by FAWC (Farm Animal Welfare Council)


**Cleaning:** Follow the leather care guide from our supplier - [www.wollsdorfleather.com](http://www.wollsdorfleather.com)



# FABRICS AND FINISHINGS

## Mesh

Action / Ariz




GZ-21

## Mesh (Runner)


Accis<sup>Pro</sup> / Bit / LightUp / Pace / Veris / Violle / Xenon Net




Runner 60061




Runner 60011




Runner 60999



Runner 63125




Runner 66248




Runner 68186

## Mesh (String)

LightUp / Pace / Xenon Net



String 60118




String 60999

Finishings colours in print may differ from real ones.


# FABRICS AND FINISHINGS

## Mesh (Rhythm)

Accis<sup>Pro</sup> / Pace / Violle



Rhythm 60165



Rhythm 60176



Rhythm 60999

## Plastics

Ariz



CODE 20



CODE 517



CODE 01



CODE 516



CODE 503




CODE 513



CODE 3020

## Plastics

Accis<sup>Pro</sup> / Ellie<sup>Pro</sup> / LightUp / Pace / Trillo<sup>Pro</sup> / Violle



Light grey (RAL 7047)




Black

Finishings colours in print may differ from real ones.

## FABRICS AND FINISHINGS

### Plastics

Mickey



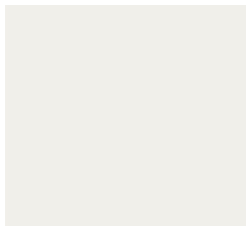
Telegrey 4 (RAL 7047)




Traffic grey B (RAL 7043)

### Plastics / frames


Zoo



Light grey




Grey




Black (RAL 9005)

### Tempered glass

Chic Tables



G1 (Milky)



G2 (Black)



G3 (RAL 7044)



G4 (RAL 7042)

Finishings colours in print may differ from real ones.

# Frame, wood and plywood colours


## FRAME COLOURS

		Metallic	Chrome	Black (RAL 9005)	White (RAL 9016)	Light Grey	Grey	Deep Green (RAL 6004)	Navy Blue (RAL 5003)	Burgundy (RAL 3005)	Salvia- Green (RAL 6021)	Blue (RAL 5014)	Terracotta (RAL 3012)	Gold	Metalsilver	Graphite
Acos <sup>Pro</sup>	V, H, HC	o	o	o	o	o	o	o	o	o	o	o	o			
Arca	V, V PP	o	o	o	o											
Ariz	V, V 2P, CV	o	o	o	o	o	o	o	o	o	o	o	o			
Bit	H, HC, V	o	o	o	o	o	o	o	o	o	o	o	o			
Chic	H	o	o	o	o	o	o	o	o	o	o	o	o	o		
Chic	CH, CR	o	o	o	o	o	o	o	o	o	o	o	o			
Chic Lounge	V3, PV3, F	o	o	o	o	o	o	o	o	o	o	o	o	o		
Chic Tables	RR	o	o	o	o	o	o	o	o	o	o	o	o			
Chic Tables	RH, CS, CR	o	o	o	o	o	o	o	o	o	o	o	o	o		
Com	HC, HF, HS	o	o	o	o	o	o	o	o	o	o	o	o	o		
Com H, H 2P, V, CV, V1, V1 2P, V2		o	o	o	o	o	o	o	o	o	o	o	o			
Com	L3, L4	o		o												
Decenta	-	o		o	o	o	o	o	o	o	o	o	o			
Ellie <sup>Pro</sup> (polished alu)	HST	o	o	o	o	o	o	o	o	o	o	o	o			o
Ellie <sup>Pro</sup>	V3	o		o	o	o	o	o	o	o	o	o	o	o	o	
Fan	H, HC, HS, V	o	o	o	o	o	o	o	o	o	o	o	o	o		
Fan	R	o	o	o	o	o	o	o	o	o	o	o	o			
Mickey	-	o		o	o	o	o	o	o	o	o	o	o			
MyTurn Sofa	H, V	o	o	o												
MyTurn Sofa Tables	H, V	o	o	o												
MyTurn	VN		o													
Normo	H, V, HS, HC	o		o	o	o	o	o	o	o	o	o	o			
Nu	H, V3	o	o	o	o	o	o	o	o	o	o	o	o	o		
Nu (polished alu)	HC	o	o	o	o	o	o	o	o	o	o	o	o			o
Nu	R	o	o	o	o	o	o	o	o	o	o	o	o			
October	-	o	o	o												
Revo Tables	-	o		o	o	o	o	o	o	o	o	o	o			
Seven	-	o		o	o	o	o	o	o	o	o	o	o			
Snap	-	o		o	o	o	o	o	o	o	o	o	o			
SoftBox (polished alu)	-	o	o	o	o	o	o	o	o	o	o	o	o			
SoftBox Tables	-		o	o												
Sorriso	V	o	o	o	o	o	o	o	o	o	o	o	o			
Sun	H, V, H 2P, H 2PB	o	o	o	o	o	o	o	o	o	o	o	o			
Tables	SV, SH, SR	o	o	o	o	o	o	o	o	o	o	o	o			
Trillo <sup>Pro</sup> (polished alu)	HST	o	o	o	o											o
Vancouver Lite	H, V	o	o	o	o	o	o	o	o	o	o	o	o			
Wall In	-	o	o	o												
Xenon	H, V, H 2P, V 2P	o	o	o	o	o	o	o	o	o	o	o	o			
Xenon Net	H, V, H 2P, V 2P	o	o	o	o	o	o	o	o	o	o	o	o			
Zoo	H, V, H 2P, V 2P, HC, HC 2P	o	o	o	o	o	o	o	o	o	o	o	o			

# WOOD COLOURS

	Stained beech			Natural veneers			Coloured natural veneers					
	H6	H12	H5	Ash (NA)	Beech (NB)	Oak (NO)	Walnut (NW)	White Ash (CNA01)	Black Ash (CNA02)	Deep Green Ash (CNA05) (RAL 6004)	Navy Blue Ash (CNA06) (RAL 5003)	Burgundy Ash (CNA07) (RAL 3005)
Chic	o	o	o									
Chic Tables				o	o	o	o	o	o	o	o	o
Com	o	o	o	o		o	o	o	o	o	o	o
Decenta				o	o	o	o	o	o	o	o	o
Ellie <sup>Pro</sup>	o	o	o									
Fan	o	o	o									
MyTurn Sofa Tables												
Nu	o	o	o									
October	o	o	o									
Revo Tables				o	o	o	o	o	o	o	o	o
SoftBox	o	o	o									
SoftBox Tables												
Tables SH/SR												
Tables SW	o	o	o									
Vancouver Lite				o	o	o	o	o	o	o	o	o
Wall In												

# WOOD COLOURS

Natural modified veneers				HPL						Wood (Oak)		
HM10	HM11	HM12	HM20	White LW01 (RAL 9016)	Light Grey LW03	Grey LW04 (RAL 7037)	Black LW02 (RAL 9011)	Navy Blue LW06 (RAL 5003)	Light Burgundy LW07 (RAL 3004)	HO6	HO12	HO11
												

Chic												
Chic Tables												
Com				o	o	o	o	o	o			
Decenta				o	o	o	o	o	o			
Ellie <sup>Pro</sup>												
Fan	o	o	o	o						o	o	o
MyTurn Sofa Tables	o	o	o	o	o	o	o					
Nu												
October												
Revo Tables				o	o	o	o	o	o			
SoftBox	o	o	o	o								
SoftBox Tables				o		o	o					
Tables SH/SR				o	o	o	o	o	o			
Tables SW										o	o	o
Vancouver Lite				o	o	o	o	o	o			
Wall In				o	o	o	o	o	o			

## SHELL COLOURS

**Legend:**

- Standard delivery time
- Extended delivery time

	Plastics													Veneer shell		
	Poppy	Vanilla	Straw	Rose	Coral	Sky	Sea Green	Teal Blue	Forest	Misty Grey	Clay	Graphite	Graphite-recycled PP	Charcoal	Oak	Dark stained Oak
Ana	•	•					◦	•		•			•	•		
Noor 6050/6055	◦	•	◦	◦	◦	◦	•	•	◦	•	•	•			•	◦
Noor 6060/6065	◦	•	◦	◦	◦	◦	•	•	◦	•	•	•			•	◦
Noor 6070/6075	◦	•	◦	◦	◦	◦	•	•	◦	•	•	•			•	◦
Noor 6080/6085	◦	•	◦	◦	◦	◦	•	•	◦	•	•	•			•	◦
Noor Up 6090/6095	◦	•	◦	◦	◦	◦	•	•	◦	•	•	•			•	◦

## FRAME COLOURS

**Legend:**

- Standardowy czas realizacji / Standard delivery time / Standardlieferzeit
- Wydłużony czas realizacji / Extended delivery time / Verlängerte Lieferzeit

	Frames													Aluminium elements			Wood (Ash)		Aluminium elements	
	Lingon RAL 3000	Snow (White) RAL 9016	Canola	Rose	Aqua	Sea Green	Teal Blue	Forest	Misty Grey	Black RAL 9005	Metalsilver	Steelgrey	Polished Alu	White stained Ash	Stained Ash	Dark stained Ash	Black painted Aluminium frame	Polished Aluminium frame		
Ana	◦	•				◦	•		•	•	•	•								
Noor 6050/6055	◦	◦		◦		•	•	◦	◦	•	•	•								
Noor 6060/6065	◦	•	◦	◦	◦	•	•	◦	◦	•	•	•								
Noor 6070/6075		◦								•			◦							
Noor 6080/6085														◦	•	◦	•	◦		
Noor Up 6090/6095	◦	•	◦	◦	◦	•	•	◦	◦	•	•	•								

## TABLE TOPS COLOURS

**Legend:**

- Standard delivery time
- Extended delivery time

	HPL													Linoleum		
	Polar White	Sarum Mat	Diamond Grey	Oak Black	Oak natural	Birch	Pale Ash Nat	Elegant Oak	Refined Walnut Nat	Dark Ash Nat	Kashmir Mat	Oyster Grey Mat	Pumice Mat	Olive Forbo Desktop	Smokey Blue Forbo Desktop	Burgundy Forbo Desktop
	F2255	F7927	F2770	F2253	F1079	F7921	F1004	F5374	F5872	F8575	F0187	F7929	F7858	4184	4179	4154
Allround	•	•	◦	◦	◦	◦	◦	◦	◦	◦	◦	◦	◦	◦	◦	◦
u-Connect	•	•	◦	◦	◦	◦	◦	◦	◦	◦	◦	◦	◦	◦	◦	◦
Eminent	•	•	◦	◦	◦	◦	◦	◦	◦	◦	◦	◦	◦	◦	◦	◦
Standard Folding table	•	•	◦	◦	◦	◦	◦	◦	◦	◦	◦	◦	◦			

## FRAME COLOURS

**Legend:**

- Standard delivery time
- Extended delivery time

	Snow RAL 9016	Misty Grey	Metalsilver	Steelgrey	Black RAL 9005/ Polished RAL9011	aluminium
Allround	•		•	•	•	
u-Connect	•	•		•	•	◦
Eminent	•		•	•	•	
Standard Folding table			•	•	•	

## TABLE TOP SIZES

### Legend

- Standard delivery time
- Extended delivery time
- Standard / Extended

cm	Trapezium																							
	∅ 60	∅ 70	∅ 80	∅ 100	∅ 120	1/2 circle ∅160	Ellipse 180 x 100	140x70x depth 60	80 x 80	90 x 60	120 x 45	120 x 60	120 x 70	120 x 80	120 x 90	140 x 60	140 x 70	140 x 80	160 x 70	160 x 80	180 x 70	180 x 80	180 x 90	
Allround	◦	-	◦	◦	◦		◦		◦				•	•			•	•			◦	◦	•	◦
u-Connect												•	•	•		•	•	•	•	•	•	•	•	•
Eminent					◦			◦	◦			•		•		◦	•	•			•		•	
Standard Folding table						◦				•	-	-	•	•	•	-	•	•			•	◦	•	◦

## FABRICS - EXTENDED

Lead time 30-40 working days

Legend: 1 — Possibility of making the product in the given upholstery  
 2 — Possibility of making only the seat in the given upholstery  
 3 — No possibility of making the walls in the given upholstery

4 — Handle always in fabric Next  
 -- Impossibility of making a product in a given upholstery

	Camira													
	Blazer	Craggan Flax	Era	Gravity	Main Line Twist	Quest	RePlay	ReSku 2.0	Revolution	Rivet	Sumi	Urban	X2	Yoredale
	(PG 3)	(PG 4)	(PG 3)	(PG 3)	(PG 3)	(PG 3)	(PG 3)	(PG 4)	(PG 4)	(PG 3)	(PG 4)	(PG 3)	(PG 3)	(PG 5)
Accis <sup>Pro</sup>	1	-	1	-	1	1	1	1	1	1	1	1	1	1
Acos <sup>Pro</sup>	1	-	1	-	1	1	1	1	1	1	1	1	1	1
Action	1	-	1	-	1	1	1	1	1	1	1	1	1	1
Ana	1	1	1	1	1	1	1	1	1	1	1	1	1	1
Ariz	1	1	1	1	1	1	1	1	1	1	1	1	1	1
Bit	1	-	1	-	1	1	1	1	1	1	1	1	1	1
Chic	1	-	1	-	1	1	1	1	1	1	1	1	1	1
Chic Lounge	1	-	1	-	1	1	1	1	1	1	1	1	1	1
Com	1	-	1	-	1	1	1	1	1	1	1	1	1	1
Decenta	1	-	1	-	1	1	1	1	1	1	1	1	1	1
Ellie <sup>Pro</sup>	1	-	1	-	1	1	1	1	1	1	1	1	1	1
Fan	1	-	1	1	1	1	1	1	1	1	1	1	1	1
LightUp	1	-	1	-	1	1	1	-	1	1	1	1	1	1
Mickey	1	-	1	-	1	1	1	1	1	1	1	1	1	1
Motto	1	-	1	-	1	1	1	1	1	1	1	1	1	1
MyTurn	1	-	1	-	1	1	1	1	1	1	1	1	1	1
MyTurn Sofa	1	-	1	-	1	1	1	1	1	1	1	1	1	1
Noor	1	1	1	1	1	1	1	1	1	1	1	1	1	1
Noor F	1	1	-	-	1	-	-	1	1	-	1	-	1	1
Normo	1	-	1	-	1	1	1	1	1	1	1	1	1	1
Nu	1	-	1	-	1	1	1	1	1	1	1	1	1	1
October	1	1	1	-	1	1	1	1	1	1	1	1	1	1
Pace	1	-	1	-	1	1	1	1	1	1	1	1	1	1
Revo	1	-	1	-	1	1	1	1	1	1	1	1	1	1
Snap 20H	-	1	1	-	1	1	1	1	1	-	1	1	1	1
Snap 21H	-	-	1	-	1	1	1	1	1	-	1	1	1	1
SoftBox	1	-	1	-	1	1	1	1	1	1	1	1	1	1
Sorriso	1	-	1	-	1	1	1	1	1	1	1	1	1	1
Trillo <sup>Pro</sup>	1	-	1	-	1	1	1	1	1	1	1	1	1	1
Vancouver Lite	1	-	1	-	1	1	1	1	1	1	1	1	1	1
Vancouver Oto	1	-	1	1	1	1	1	1	1	1	1	1	1	1
Veris Net	1	-	1	-	1	1	1	1	1	1	1	1	1	1
Violle	1	-	1	-	1	1	1	1	1	1	1	1	1	1
Wall In	1	-	1	-	1	1	1	1	1	1	1	1	1	1
Xenon	1	-	1	-	1	1	1	1	1	1	1	1	1	1
Xenon Net	1	-	1	-	1	1	1	1	1	1	1	1	1	1
Zoo	1	-	1	-	1	1	1	1	1	1	1	1	1	1
Cushions	1	-	1	-	1	1	1	1	1	1	1	1	1	1

# FABRICS - EXTENDED

Lead time 30-40 working days

Legend: 1 – Possibility of making the product in the given upholstery  
 2 – Possibility of making only the seat in the given upholstery  
 3 – No possibility of making the walls in the given upholstery

4 – Handle always in fabric Next  
 - - Impossibility of making a product in a given upholstery

	Gabriel																	
	Breeze Fusion	Chili	Comfort+	Crisp	Cura	Fame	Focus	Focus Melange	Focus Royal	Go Check	Go Uni	Just	Mica	Nobel	Passion	Renewed Loop	Step Melange	Tailor
	(PG 4)	(PG 3)	(PG 5)	(PG 3)	(PG 1)	(PG 3)	(PG 3)	(PG 3)	(PG 3)	(PG 3)	(PG 3)	(PG 3)	(PG 3)	(PG 4)	(PG 4)	(PG 3)	(PG 3)	(PG 3)
Accis <sup>Pro</sup>	-	1	1	-	1	1	1	1	1	1	1	1	1	1	1	1	1	1
Acos <sup>Pro</sup>	-	1	1	-	1	1	1	1	1	1	1	1	1	1	1	1	1	1
Action	-	1	1	-	1	1	1	1	1	1	1	1	1	1	1	1	1	1
Ana	1	1	1	1	1	1	1	1	1	1	-	-	-	1	1	1	1	1
Ariz	1	1	1	1	1	1	1	1	1	1	1	1	1	1	1	1	1	1
Bit	-	1	1	-	1	1	1	1	1	1	1	1	1	1	1	1	1	1
Chic	1	1	1	1	1	1	1	1	1	1	1	1	1	1	1	1	1	1
Chic Lounge	1	1	1	-	1	1	1	1	1	1	1	1	1	1	1	1	1	1
Com	1	1	1	1	1	1	1	1	1	1	1	1	1	1	1	1	1	1
Decenta	1	1	1	1	1	1	1	1	1	1	1	1	1	1	1	1	1	1
Ellie <sup>Pro</sup>	1	1	1	1	1	1	1	1	1	1	1	1	1	1	1	1	1	1
Fan	1	1	1	1	1	1	1	1	1	1	1	1	1	1	1	1	1	1
LightUp	-	1	1	-	1	1	1	1	1	1	1	1	1	-	-	1	1	1
Mickey	1	1	1	1	1	1	1	1	1	1	1	1	1	1	1	1	1	1
Motto	1	1	1	1	1	1	1	1	1	1	1	1	1	1	1	1	1	1
MyTurn	1	1	1	1	1	1	1	1	1	1	1	1	1	1	1	1	1	1
MyTurn Sofa	1	1	1	1	1	1	1	1	1	1	1	1	1	1	1	1	1	1
Noor	1	1	1	1	1	1	1	1	1	1	-	-	1	1	1	1	1	1
Noor F	-	1	-	-	1	1	1	1	1	1	-	-	-	1	1	1	1	1
Normo	1	1	1	1	1	1	1	1	1	1	1	1	1	1	1	1	1	1
Nu	1	1	1	1	1	1	1	1	1	1	1	1	1	1	1	1	1	1
October	-	1	1	-	1	1	1	1	1	1	1	1	1	1	1	1	1	1
Pace	-	1	1	-	1	1	1	1	1	1	1	1	1	1	1	1	1	1
Revo	1	1	1	-	1	1	1	1	1	1	1	1	1	1	1	1	1	1
Snap 20H	1	1	-	-	1	1	1	1	1	1	1	1	1	1	1	1	1	1
Snap 21H	1	1	-	-	1	1	1	1	1	1	1	1	1	1	1	1	1	1
SoftBox	1	1	1	1	1	1	1	1	1	1	1	1	1	1	1	1	1	1
Sorisso	-	1	1	1	1	1	1	1	1	1	1	1	1	1	1	1	1	1
Trillo <sup>Pro</sup>	-	1	1	-	1	1	1	1	1	1	1	1	1	1	1	1	1	1
Vancouver Lite	1	1	1	1	1	1	1	1	1	1	1	1	1	1	1	1	1	1
Vancouver Oto	1	1	1	1	1	1	1	1	1	1	1	1	1	1	1	1	1	1
Veris Net	-	1	1	-	1	1	1	1	1	1	1	1	1	1	1	1	1	1
Violle	-	1	1	-	1	1	1	1	1	1	1	1	1	1	1	1	1	1
Wall In	1	1	1	1	1	1	1	1	1	1	1	1	1	1	1	1	1	1
Xenon	-	1	1	-	1	1	1	1	1	1	1	1	1	1	1	1	1	1
Xenon Net	-	1	1	-	1	1	1	1	1	1	1	1	1	1	1	1	1	1
Zoo	-	1	1	-	1	1	1	1	1	1	1	1	1	1	1	1	1	1
Cushions	-	1	1	-	1	1	1	1	1	1	1	1	1	1	1	1	1	1

## FABRICS - EXTENDED

Lead time 30-40 working days

Legend: 1 — Possibility of making the product in the given upholstery  
 2 — Possibility of making only the seat in the given upholstery  
 3 — No possibility of making the walls in the given upholstery

4 — Handle always in fabric Next  
 - - Impossibility of making a product in a given upholstery

	Gmelich	GU				
	Leather Premium	Amdal	Bardal	Heidal	Sirdal	Surdal
	(PG 6)	(PG 4)	(PG 4)	(PG 4)	(PG 4)	(PG 4)
Accis <sup>Pro</sup>	1	-	1	-	1	1
Acos <sup>Pro</sup>	1	-	1	-	-	1
Action	-	-	1	-	-	1
Ana	-	1	1	-	-	1
Ariz	1	-	1	-	-	1
Bit	1	-	1	-	-	1
Chic	1	1	1	-	-	1
Chic Lounge	1	1	1	1	1	1
Com	1	1	1	-	1	1
Decenta	1	1	1	-	1	1
Ellie <sup>Pro</sup>	-	1	1	1	1	1
Fan	1	1	1	1	1	1
LightUp	2	-	1	-	-	-
Mickey	-	1	1	-	-	-
Motto	-	1	1	-	-	1
MyTurn	1	1	1	-	-	1
MyTurn Sofa	1	1	1	-	-	1
Noor	-	1	1	-	-	1
Noor F	-	1	1	-	-	1
Normo	-	1	1	-	-	-
Nu	-	1	1	-	-	1
October	1	-	1	-	-	1
Pace	1	-	1	-	1	1
Revo	-	-	1	-	-	-
Snap 20H	1	1	1	-	1	1
Snap 21H	1	1	1	-	1	1
SoftBox	-	1	1	-	-	1
Sorriso	1	-	1	-	-	1
Trillo <sup>Pro</sup>	-	-	1	-	-	1
Vancouver Lite	1	1	1	-	-	1
Vancouver Oto	1	1	1	-	-	1
Veris Net	2	-	1	-	-	1
Violle	1	-	1	-	-	1
Wall In	1	1	1	-	-	1
Xenon	2	-	1	-	1	1
Xenon Net	2	-	1	-	2	1
Zoo	-	-	1	-	-	1
Cushions	-	-	1	-	-	1

## FABRICS - EXTENDED

Lead time 30-40 working days

Legend: 1 – Possibility of making the product in the given upholstery  
 2 – Possibility of making only the seat in the given upholstery  
 3 – No possibility of making the walls in the given upholstery

4 – Handle always in fabric Next  
 - - Impossibility of making a product in a given upholstery

	Kvadrat																
	Atlas	Canvas	Coda 2	Divina Melange	Divina 3	Divina MD	Guest	Hallingdal	Melange Nap	Naveli	Remix	Revive	Re-wool	Steelcut Quartet	Tonus 4	Twill Weave	Vidar 4
	(PG 3)	(PG 4)	(PG 6)	(PG 5)	(PG 5)	(PG 5)	(PG 5)	(PG 5)	(PG 4)	(PG 4)	(PG 3)	(PG 3)	(PG 3)	(PG 4)	(PG 5)	(PG 5)	(PG 6)
Accis <sup>Pro</sup>	1	1	1	1	1	-		-	1	1	1	1	1	1	1	1	1
Acos <sup>Pro</sup>	1	1	-	1	1	-	-	-	1	1	1	1	1	1	1	1	1
Action	1	1	-	1	1	-	-	-	1	1	1	1	1	1	1	1	1
Ana	1	1	1	1	1	1	-	1	1	1	1	1	1	1	1	1	1
Ariz	1	1	1	1	1	1	-	1	1	1	1	1	1	1	1	1	1
Bit	1	1	-	1	1	-	-	-	1	1	1	1	1	1	1	1	1
Chic	1	1	1	1	1	1	-	1	1	1	1	1	1	1	1	1	1
Chic Lounge	1	1	1	-	1	1	-	1	1	-	1	-	1	-	1	1	1
Com	1	1	1	1	1	1	-	1	1	1	1	1	1	1	1	1	1
Decenta	1	1	1	1	1	1	1	1	1	1	1	1	1	1	1	1	1
Ellie <sup>Pro</sup>	1	1	-	1	1	1	-	1	1	-	1	1	1	1	1	1	1
Fan	1	1	1	1	1	1	1	1	1	1	1	1	1	1	1	1	1
LightUp	1	1	2	2	2	-	-	-	1	1	1	1	2	1	1	2	1
Mickey	1	1	4	4	4	1	-	1	1	1	1	1	1	1	1	1	1
Motto	1	1	-	1	1	1	-	1	1	1	1	1	1	1	1	1	1
MyTurn	1	1	1	1	1	1	-	1	1	1	1	1	1	1	1	1	1
MyTurn Sofa	1	1	1	1	1	1	-	1	1	1	1	1	1	1	1	1	1
Noor	1	1	1	1	1	1	-	1	1	1	1	1	1	1	1	1	1
Noor F	-	-	1	1	1	1	-	1	1	1	-	-	1	1	1	1	1
Normo	1	1	1	1	1	1	1	1	1	1	1	1	1	1	1	1	1
Nu	1	1	1	1	1	1	-	1	1	1	1	1	1	1	1	1	1
October	1	1	1	1	1	-	-	-	1	1	1	1	1	1	1	1	1
Pace	1	1	1	1	1	-	1	-	1	1	1	1	1	1	1	1	-
Revo	1	1	1	1	1	-	1	-	1	1	1	1	1	1	1	1	1
Snap 20H	1	1	1	1	1	1	1	1	1	1	1	1	1	-	1	-	-
Snap 21H	-	1	1	1	1	1	1	1	1	1	1	-	1	-	1	-	-
SoftBox	1	1	1	1	1	1	-	1	1	-	1	1	1	-	1	1	1
Sorriso	1	1	1	1	1	-	-	-	1	1	1	1	1	1	1	1	1
Trillo <sup>Pro</sup>	1	-	1	1	1	-	-	-	1	1	1	1	1	1	1	1	1
Vancouver Lite	1	1	1	1	1	1	-	1	1	1	1	1	1	1	1	1	1
Vancouver Oto	1	1	1	1	1	1	-	1	1	1	1	1	1	1	1	1	1
Veris Net	1	1	-	1	1	-	-	-	1	1	1	1	1	1	1	1	1
Violle	1	1	1	1	1	-	-	-	1	1	1	1	1	1	1	1	1
Wall In	1	1	1	1	1	1	-	1	1	1	1	1	1	1	1	1	1
Xenon	1	1	1	1	1	-	-	-	1	1	1	1	1	-	1	1	1
Xenon Net	1	1	1	1	1	-	-	-	1	1	1	1	1	-	1	1	1
Zoo	1	1	-	1	1	-	-	-	1	1	1	1	1	1	1	1	1
Cushions	1	1	1	1	1	-	-	-	1	1	1	1	1	1	1	1	1

## FABRICS - EXTENDED




























Lead time 30-40 working days

Legend: 1 — Possibility of making the product in the given upholstery  
 2 — Possibility of making only the seat in the given upholstery  
 3 — No possibility of making the walls in the given upholstery

4 — Handle always in fabric Next  
 - — Impossibility of making a product in a given upholstery

	Nevotex		Sanwil	Skai			Spradling				Svensson		Textafoam	Vescom	
	Fjord	Fjord Vintage	Softline	Palma	Parotega	Sotega	Chronos	Silvertex	Silvertex B1	Valencia B1	Semi	Poppy	Velvet	Fuga	Zenith
	(PG 3)	(PG 3)	(PG 1)	(PG 3)	(PG 3)	(PG 3)	(PG 3)	(PG 3)	(PG 3)	(PG 3)	(PG 3)	(PG 4)	(PG 1)	(PG 5)	(PG 4)
Accis <sup>Pro</sup>	1	1	1	1	-	-	-	2	2	2	1	1	1	1	1
Acos <sup>Pro</sup>	1	1	1	1	1	1	-	1	1	1	1	1	1	1	1
Action	1	1	1	-	-	-	-	2	2	2	1	1	-	1	1
Ana	1	1	1	-	-	-	-	1	-	1	1	1	1	1	1
Ariz	1	1	1	1	1	1	1	1	1	1	1	1	1	1	1
Bit	1	1	-	1	1	1	1	1	1	1	1	1	-	1	1
Chic	1	1	1	1	1	1	1	1	1	1	1	1	1	1	1
Chic Lounge	1	1	-	-	-	-	-	-	-	-	1	1	1	1	1
Com	1	1	1	1	1	1	1	1	1	1	1	1	-	1	1
Decenta	1	1	1	1	1	1	1	1	1	1	-	1	1	1	1
Ellie <sup>Pro</sup>	-	-	-	-	-	-	-	-	-	-	1	1	1	1	1
Fan	1	1	1	1	1	1	1	1	1	1	1	1	1	1	1
LightUp	-	-	1	-	2	1	2	2	1	1	1	-	1	1	1
Mickey	-	-	-	-	4	-	-	4	1	1	1	1	1	1	1
Motto	-	-	1	1	1	1	1	1	1	1	1	1	1	1	1
MyTurn	-	-	1	-	1	-	-	1	-	-	1	1	-	1	1
MyTurn Sofa	1	1	1	1	1	1	1	1	1	1	-	1	1	1	1
Noor	1	1	1	-	-	-	-	1	-	1	1	1	1	1	1
Noor F	-	-	-	-	-	-	-	-	-	-	1	1	-	1	1
Normo	1	1	-	-	-	-	-	-	-	-	1	1	1	1	1
Nu	-	-	-	1	-	-	1	1	1	1	1	1	1	1	1
October	1	1	1	1	1	1	1	1	1	1	1	1	1	1	1
Pace	1	1	1	2	2	2	2	2	2	2	1	-	-	1	1
Revo	-	-	1	-	-	-	-	1	-	-	1	1	-	1	1
Snap 20H	1	1	1	-	-	-	-	1	1	-	1	-	-	1	1
Snap 21H	-	-	-	-	-	-	-	-	-	-	1	-	-	1	1
SoftBox	3	3	1	3	3	3	3	3	3	3	1	1	1	1	1
Sorisso	-	-	1	1	-	-	1	1	1	1	1	1	1	1	1
Trillo <sup>Pro</sup>	1	1	1	1	1	1	1	1	1	1	1	1	1	1	1
Vancouver Lite	3	3	1	1	1	1	1	1	1	1	1	1	1	1	1
Vancouver Oto	1	1	1	1	1	1	1	1	1	1	1	1	1	1	1
Veris Net	1	1	1	1	1	1	1	1	1	1	1	1	-	1	1
Violle	-	-	1	1	1	1	1	1	1	1	1	1	1	1	1
Wall In	1	1	1	3	3	3	3	3	3	3	1	1	-	1	1
Xenon	-	-	1	1	1	1	1	1	1	1	1	1	1	1	1
Xenon Net	-	-	1	1	1	1	1	1	1	1	1	1	1	1	1
Zoo	1	1	-	1	1	1	1	1	1	1	1	1	1	1	1
Cushions	1	1	-	1	1	1	1	1	1	1	1	1	1	1	1

# Legend

	Netto	net weight		Ergonomie geprüft
	Brutto	gross weight		
		stacking (max. quantity)		GS (geprüfte Sicherheit)
		stacking on trolley for transportation (max. quantity)		
		right-sided table top		Quality Office
		left-sided table top		Möbelfakta
		joining in rows		The Blue Angel
		two-colour upholstery	<a href="http://www.blauer-engel.de/uz117">www.blauer-engel.de/uz117</a>	
		teflon glides		Forest Stewardship Council®
		felt glides		
		special threads		Environmental Product Declarations (EPD)
		clothes hanger		GS (Intertek)
		Mediaport		
		guarantee period		EU Ecolabel: PL/049/001
		ISO 9001		
		ISO 14001		
	CHROMIUM (III) Eco-Friendly Technology CHROM (III) Umweltfreundliche Technologie	Chrom (III)		
		The mark of responsible forestry. Concerns only products indicated as FSC® certificated.		



**Flokk is a family of design-led brands shaping workspaces where people and organisations thrive.**

From our roots in Scandinavian task seating design, we've grown into a global leader in workspace solutions – creating furniture that supports people wherever and however they work.

The name Flokk comes from the Norwegian word for “group” or “herd”. It reflects our belief that workspaces should bring people together – to focus, collaborate and connect.

We believe great design can do more than look good. It can enhance well-being, enable productivity, and help reduce environmental impact. We work closely with architects, designers, and businesses to shape workspaces where people feel supported, valued, and able to do their best.

Our collection of brands brings this purpose to life – delivering thoughtful, durable solutions for every kind of workspace and every kind of person.

Our growing family includes renowned names such as HÅG, Offecct, Giroflex, RH, Profim, Stylex, 9to5 Seating, Via Seating, Connection, and Malmstolen – each with its own identity, yet united by a shared commitment to design quality.

Headquartered in Oslo, Norway, we have production sites across Europe, North America, and Asia, including Røros (Norway), Nässjö (Sweden), Turek (Poland), Mirfield (UK), Zhongshan (China), Hawthorne (USA), Delanco (USA) and Reno (USA). Our global reach is supported by sales offices in over 15 countries, serving customers in more than 80 markets.

With around 2,000 dedicated employees, we work together to bring better spaces to life and to fulfil our vision; to **inspire great work**.

Flokk A/S  
Sorgenfrivej 18  
DK - 2800 Kongens Lyngby

Phone: +45 99 50 55 00  
E-mail: [info-dk@flokk.com](mailto:info-dk@flokk.com)  
[www.flokk.com](http://www.flokk.com)

Front page:  
VANCOUVER LITE VL1,5 HC  
Fabric - Oceanic OOC11  
Natural Veneer - NO