



A brand by Flokk

ADDA

Price List

All prices: SEK



Content

General sales and delivery terms

RH Quick-ship

RH Logic 200 /220 Silver     

RH Logic 200/220 Black     

RH Logic 300     

RH Logic 400     

RH Mereo Silver     

RH Mereo Black     

RH Mereo Silver Grey     

RH Extend     

RH Extend Uni     

RH Activ     






RH Activ 300     

RH Focus     

RH Logic 400/300 ESD     

RH Extend ESD     

RH Activ ESD     

RH Activ ESD Cleanroom     

RH Activ Cleanroom     

Footform

Spare parts

Standard Fabric & Colour Collection

Extended Fabric & Colour Collection

Fabrics 24/7

Physical measurements - Work chairs

Tests and Certificates

General sales and delivery terms

This document applies for contracted distributors of RH.

STANDARD DISPATCH TIME FROM FACTORY

RH Quick-ship (after the order has been registered)	5 Working days
Standard Fabric & Colour Collection	10 - 15 Working days
Extended Fabric & Colour Collection	>25* Working days
On request	On request

STANDARD DELIVERY TIMES FOR RH SECUR24

Quick-ship	10 Working days
Standard	23-28 Working days
Extended	30-35 Working days*
On request	On request

* Provided that the supplier has the fabric in stock.
Transport days must be added. Longer delivery times may occur periodically, during holidays and for large orders.

PRICES

All prices are recommended retail prices in SEK exclusive of VAT. Valid from 2026-01-01. Quotations are valid for 30 days unless otherwise agreed. Any typographical errors shall not be binding for Flokk and will be subject to correction without liability to the vendor.

CONDITIONS OF DELIVERY

Subject to local sales agreement. Interest charged for non-payment according to current terms. All goods remain the property of Flokk until payment is made in full.

Ex Works (Incoterms 2020) including packaging. All products must be inspected upon receipt/arrival.

Visible transport damage and discrepancies in the number of items received must always be noted on the bill of carriage at the time of receipt and reported to the carrier and Customer Service, Flokk AB within 7 days after receipt. Invisible damage (means no damaged packaging) must also be reported in writing to Customer Service, Flokk AB within 7 days after receipt.

For transport damage you need to take photos and document the damage, before reporting in writing to Customer Service, Flokk. Please document:

- Photo of Flokk product label (including order no.)
- Photo of damaged goods
- Photo of damaged packaging
- Copy of transport document (if provided)
- Short description of claim

We encourage you to ensure recycling of all packaging material. Please sort and return the packaging material, using your local recycling partners/stations and follow your local regulations.

PACKAGING MATERIAL - RECYCLING

We encourage you to ensure recycling of all packaging material. Please sort and return the packaging material, using your local recycling partners/stations - and follow your local regulations. If you have questions on how to handle waste packaging material, please inform your contact person within Flokk.

DAMAGE IN TRANSIT

Should it be apparent that goods have been damaged in transit, the recipient/customer must inform the supplier within 48 hours of receipt.

CHANGE/CANCELLATION OF ORDERS

Change/cancellation of orders on chairs or upholstery are possible up until production has begun. Changes made 2 days after receiving the order confirmation, each amended or cancelled order will incur a charge of minimum 750 SEK per order. Once production has started orders cannot be changed. Change of orders within the Quick Ship collection are not possible. For further information regarding change/cancellation of orders, please feel free to contact our Customer Service department.

GENERAL TERMS AND CONDITIONS

Flokk's warranty covers all chairs against material and manufacturing faults and defects from the chair's production date. The warranty covers any necessary spare parts. Labour and transport costs are not covered. Wear and tear must be expected from normal use and are not covered by the warranty. Unless otherwise specified, the maximum weight for users is 150 kg/23.5 stones. The warranty is conditional on the chair and fabrics/leather undergoing normal cleaning.

10 YEAR WARRANTY FOR RH PRODUCTS

Flokk provides a 10 year warranty for all RH chairs that are used under normal conditions for up to 9 hours per day. For normal usage that exceeds 9 hours a day RH provides a 5 year warranty on all RH Chairs (covers chairs delivered after 01.02.2010).

>9 HOURS/DAY - 5 YEAR WARRANTY

Flokk provides a 5 year warranty for all RH chairs that are in normal use for more than 9 hours per day. Please also see the general warranty terms and conditions.

24/7 - 5 YEAR WARRANTY

Flokk provides a 5 year warranty for RH chairs that are approved for control room or 24/7 use. Upholstery is not covered under these terms unless its an RH approved 24/7 fabric.

ESD/ESD CLEANROOM/CLEANROOM

Flokk provides a 5 year warranty for ESD, ESD Cleanroom and Cleanroom finished chairs, conditional on castors and treads being cleaned regularly with a suitable cleaning agent.

SPARE PARTS GUARANTEE

Flokk guarantees the deliver of spare parts for minimum of 10 years after the chairs's production date. The guarantee covers the parts needed to maintain the chairs's original functionally.

END OF LIFE - RECYCLING

We encourage you to ensure proper recycling of your chair and its various components. Please dispose of your chair/components using your local recycling partners/stations - and follow your local regulations. If you have questions on how to dispose or return your chair after use, please inform your contact person within Flokk.

STANDARD FABRIC & COLOUR COLLECTION

Flokk provides a 10 year warranty for fabrics/leather from the Standard Fabric & Colour Collection when the chair is in normal use for up to 9 hours per day. Flokk provides a 5 year warranty for fabrics/leather from the Standard Fabric & Colour Collection when the chair is in normal use for more than 9 hours per day. Except for Illusion 3.0 and Puxx1 where a 5 year warranty is provided.

EXTENDED FABRIC & COLOUR COLLECTION

Flokk provides a 5 year warranty for fabrics/leather from the Extended Fabric & Colour Collection when the chair is in normal use for up to 9 hours per day. Some of the fabrics in the Extended Fabric & Colour Collection are available with a 5 year warranty for 24 hour use (for use of more than 9 hours per day).

SPECIAL OR CUSTOMERS OWN MATERIAL

If the fabrics in the Standard or Extended Collections are not what you are looking for, please contact Customer Service at Flokk, email: info-international@flokk.com. The general warranty terms and conditions cover the chair against material and manufacturing faults, but not the upholstery. Fabrics and leathers that are not tested on our products, need to have a test-upholstery before we can approve it and the order can be registered. Cost (2500 SEK) for testing will be charged.

UPHOLSTERY

- Open and unpack the chair upon receipt to avoid long-lasting dents on upholstered parts of the chair.
- The dents will most likely disappear shortly after receipt, if unpacked
- If you need to store the chair, you still must unpack it immediately to ensure that upholstered parts are completely free of any load.

When seated, the foam in the seat pad is compressed, which may cause small wrinkles to occur. This is normal for this type of product. Wrinkles will partially disappear when the chair is not in use.

NOTE! For environmental reasons we don't use any glue or fasteners in the upholstery process for some of our products. Therefore some fabric are not suitable for certain products, see information on the pages for Fabric Collections or contact our Customer Service for more information.

MAINTENANCE GUIDE

Care of Fabric upholstery: Regular vacuum cleaning is recommended. Marks and stains should be removed with a proprietary cleaner.

Care of leather upholstery: Wipe with a slightly damp cloth and gently rub dry. A good proprietary hide food should be applied at least once a year and more often if the leather is in a dry atmosphere or close to a heat source.

For additional maintenance advice please contact our customer service team or our web site flokk.com.

QUALITY

Flokk is ISO 9001 certified. Most chair models are tested and approved in accordance with the most stringent European regulations including: Möbelfakta, EN 1335-1 (dimensions), BS/EN 1335-2 (safety, strength and durability). All measurements given in the price list are based on EN1335-1, hence measurements cannot be replicated without correct settings, methods and equipment. The seat height will vary in accordance with the weight of the user. Please contact us for further information or test reports.

DISCLAIMER

Flokk disclaims any responsibility for products that are configured or assembled in a different way than Flokk's official configurations. That is, as a result of component purchases, special orders or the like.

ENVIRONMENTAL RESPONSIBILITY

Environmental considerations on our products and the manufacturing of our products are at the heart of our business. Most of the materials used in RH chairs can be recycled if handled properly. A complete material composition for each RH product and our environmental brochure are available on request. Flokk is certified in accordance with ISO 14001:2015 environment and ISO 50001:2018 energy management systems. The environmental life cycle impact of RH Logic 200/220, RH Logic 400/300, RH Mereo, RH Extend, RH Axia, RH Activ and RH Support is documented in the ISO 14025 Environmental Product Declarations (EPD). RH Logic 200/220, RH Logic 300/400, RH Mereo, RH Extend, RH Axia, RH Activ and RH Support are also GREENGUARD Gold certified.

FIRE CLASSIFICATION

Foams and standard fabrics are tested to EN 1021-1&2 (cigarette & match). Foam and fabric according to BS-5852 ignition source 5 (crib 5) can be delivered on request at a surcharge of and must be specified at the time of order. Order of CMHR adds approximately two to five weeks to delivery lead times. CMHR foam must be specified on chairs intended for domestic use. Please contact Customer Services for further information.

CUSTOMER SERVICE

Phone: +46 380 55 53 80
Email: info-se@flokk.com

Flokk reserves the right to make small corrections alterations without notice.

RH Quick-ship

Our most popular chairs are available through RH Quick-Ship. Orders ship from the factory within five business days, plus standard transport time. To ensure fast delivery, the maximum order is 10 chairs. For larger quantities, please contact us. For RH Secure Quick-Ship options, see the product page.

You can supplement the chair with the following accessories:





- Neckrest
- Armrests
- Gas lift in varying seat heights.
- Castors for soft floors and hard floors.

Model	Item no	Gaja Black 60999	Paloma Black 56100	Puxx 1 Black 215816	24/7 Black IFC012	Select Black 60999	Select Grey 60134	Tale Mesh Black 60999	Tale Mesh Grey 60123
RH Logic 200 Black	9112		x			x	x		
RH Logic 220 Black	9212		x			x	x		
RH Logic 200 Silver	9111		x			x	x		
RH Logic 220 Silver	9211		x			x	x		
RH Logic 300	3340	x	x			x	x		
RH Logic 400	3550	x	x			x	x		
RH Logic 400 Elite	3559		x		x				
RH Mereo 200 Silver	8111		x			x	x		
RH Mereo 220 Silver	8211		x			x	x		
RH Mereo 300 Silver	8311		x			x	x		
RH Mereo Mesh Silver	8411		x			x	x	x	x
RH Mereo 200 Black	8112		x			x	x		
RH Mereo 220 Black	8212		x			x	x		
RH Mereo 300 Black	8312		x			x	x		
RH Mereo Black Mesh	8412		x			x	x	x	x
RH Mereo 200 Silver Grey	8113		x			x	x		
RH Mereo 220 Silver Grey	8213		x			x	x		
RH Mereo 300 Silver Grey	8313		x			x	x		
RH Mereo Mesh Silver Grey	8413		x			x	x	x	x
RH Extend 100	6212					x	x		
RH Extend 120	6112					x	x		
RH Extend 200	6211					x	x		
RH Extend 220	6111					x	x		
RH Activ 200	2772			x		x	x		
RH Activ 220	2872			x		x	x		

RH Activ 222	2882			x		x	x		
RH Support 4501 (Saddle)	4501			x					

RH Logic 200 /220 Silver

- Seat width: 442 mm, depth 477 mm (seatslide 100 mm)
- Seat height: 397-550 mm (4T NPR)
- Base in silver lacquered aluminium (5T) and castors for carpeted floors or hard floors (Ø65 mm) (specify on order)
- Plastic colour: Black
- Lumbar pump is standard
- Certified in accordance to: EN 1335 Type A, GS, ANSIBIFMA X5.1, BS5459-2, Möbelfakta, EPD ISO 14025, GREENGUARD GOLD












Item no	Base model +	Price Group (PG)	Price Group							Price
			①	②	③	④	⑤	⑥	⑦	
9111	RH Logic 200 Silver • Backrest medium: width 431 mm, height 518 mm • Weight: 19,9 kg		11 618	11 722	11 840	12 254	12 990	14 289	16 716	
9118	RH Logic 200 Silver Elite • Backrest medium: width 431 mm, height 518 mm • 20 mm extra foam in seat and back • Seat height: 417-570 mm (4T NPR) • Weight: 21 kg • This model is tested and approved for control room use		12 547	12 659	12 787	13 234	14 027	15 431	18 052	
9211	RH Logic 220 Silver • Backrest large: width 433 mm, height 620 mm • Weight: 20,4 kg		12 762	12 877	13 006	13 463	14 270	15 698	18 364	
9218	RH Logic 220 Silver Elite • Backrest large: width 433 mm, height 620 mm • 20 mm extra foam in seat and back • Seat height: 417-570 mm (4T NPR) • Weight: 22 kg • This model is tested and approved for control room use		13 783	13 908	14 047	14 540	15 411	16 951	19 833	

Accessories/Options/Surcharges:

HR220	Neckrest RH Logic 200 Silver in fabric. Adjustable in height & depth	904
HR221	Neckrest RH Logic 200 Silver in leather. Adjustable in height & depth	1 358
BB200	Upholstered backshell	1 320
SP242	Uniform upholstery of back and seat	0
DS201	Decorative Stitching	870
AR730	Armrest 8L Silver, pair. Armrest top in TPU (black). Adjustable in height, depth, width & turnable	1 479
AR731	Armrest 8L Silver, pair for BS standard. Armrest top in TPU (black). Adjustable in height, width, and angle; limited adjustment in depth	1 524
AR733	Armrest 8L Silver, pair. Armrest top in leather (black). Adjustable in height, depth, width & turnable	2 283

Accessories/Options/Surcharges:

AR738	Armrest 8L XL Silver, pair. Armrest top in TPU (black). Adjustable in height, depth, width & turnable	3 645
AR741	Armrest traverse Silver. To be supplemented with an armrest at a later stage	648
AE220	Coat hanger in black plastic	485
SE224	Seat XL, width 490 mm, depth 505 mm	1 073
SP201	Seat with Coccyx cut out	1 774
SP202	Seat with memory foam (Only for: 9111, 9211)	2 065
SP246	Seat with memory foam (for Uniform upholstery) (Only for: 9111, 9211)	2 065
LI232	Gas stem A Silver	0
LI230	Gas stem B Silver	0
LI222	Gas stem 4T Silver	0
FB221	Base 5T, polished aluminium, Ø680 mm	650
CA221	Castors manually lockable, Ø65 mm	387





Item no	Description	Accessories/Option	Item no	Description	Accessories/Option
HR220	Neckrest RH Logic 200 Silver in fabric. Adjustable in height & depth.		SP242	Uniform upholstery of back & seat. Fewer seams for a cleaner visual look.	
HR221	Neckrest RH Logic 200 Silver in leather. Adjustable in height & depth.		DS201	Decorative Stitching	
			SE224	Seat XL Width 490 mm, depth 505 mm	
AR730	Armrest 8L Silver Armrest top in TPU (black) Height of armrest above seat 199-315 mm		SP201	Coccyx seat Seat with cut out for relief of the coccyx and lumbar spine. Only for model 9111 & 9211	
			SP202	Memory foam seat - Standard Upholstery Contours to the body for enhanced ergonomic seating comfort.	
AR733	Armrest 8L Silver Armrest top in black leather (black) Height of armrest above seat 199-315 mm		SP246	Memory foam seat - Uniform Upholstery Contours to the body for enhanced ergonomic seating comfort.	
			LI232	Gas stem A Silver Seat height 490-635 mm	
		LI230	Gas stem B Silver Seat height 445-595 mm		
AR731	Armrest 8L Silver, for BS standard Armrest top in black leather (black) Height of armrest above seat 199-315 mm Select to accomplish BS5459-2 Limited adjustment in depth	LI222	Gas stem 4T Silver Seat height 385-530 mm		
AR738	Armrest 8L Silver XL Armrest top in black leather (black), width 135 mm, 254 mm Height of armrest above seat 199-315 mm		FB221	Base 5T Polished, Ø680 mm, polished aluminium	
AE220	Coat hanger in black plastic				

User Instruction RH Logic 200/220

Check out our user guide, explaining how each of the unique functions are adjusted. https://www.youtube.com/watch?v=_3wWoc2Gslg

RH Logic 200/220 Black

- Seat width: 442 mm, depth 477 mm (seatslide 100 mm)
- Seat height: 397-550 mm (4T NPR)
- Base in black lacquered aluminium (5T) and castors for carpeted floors or hard floors (Ø65 mm) (specify on order)
- Plastic colour: Black
- Lumbar pump is standard
- Certified in accordance to: EN 1335 Type A, GS, ANSIBIFMA X5.1, BS5459-2, Möbelfakta, EPD ISO 14025, GREENGUARD GOLD











Item no	Base model +	Price Group (PG)	Price Group							Price
			①	②	③	④	⑤	⑥	⑦	
9112	RH Logic 200 Black • Backrest medium: width 431 mm, height 518 mm • Weight: 19,9 kg		11 618	11 722	11 840	12 254	12 990	14 289	16 716	18 388
9119	RH Logic 200 Black Elite • Backrest medium: width 431 mm, height 518 mm • 20 mm extra foam in seat and back • Seat height: 417-570 mm (4T NPR) • Weight: 21 kg • This model is tested and approved for control room use		12 547	12 659	12 787	13 234	14 027	15 431	18 052	
9212	RH Logic 220 Black • Backrest large: width 433 mm, height 620 mm • Weight: 20,4 kg		12 762	12 877	13 006	13 463	14 270	15 698	18 364	20 201
9219	RH Logic 220 Black Elite • Backrest large: width 433 mm, height 620 mm • 20 mm extra foam in seat and back • Seat height: 417-570 mm (4T NPR) • Weight: 22 kg • This model is tested and approved for control room use		13 783	13 908	14 047	14 540	15 411	16 951	19 833	

Accessories/Options/Surcharges:

HR218	Neckrest RH Logic 200 Black in fabric. Adjustable in height & depth	904
HR219	Neckrest RH Logic 200 Black in leather. Adjustable in height & depth	1 358
BB200	Upholstered backshell	1 320
SP242	Uniform upholstery of back and seat	0
DS201	Decorative Stitching	870
AR720	Armrest 8L Black, pair. Armrest top in TPU (black). Adjustable in height, depth, width & turnable	1 479
AR723	Armrest 8L Black, pair. Armrest top in leather (black). Adjustable in height, depth, width & turnable	2 283
AR721	Armrest 8L Black, pair for BS standard. Armrest top in TPU (black). Adjustable in height, width, and angle; limited adjustment in depth	1 524

Accessories/Options/Surcharges:

AR728	Armrest 8L XL Black, pair. Armrest top in leather (black). Adjustable in height, depth, width & turnable	3 645
AR740	Armrest traverse Black. To be supplemented with an armrest at a later stage	648
AE220	Coat hanger in black plastic	0
SE224	Seat XL, width 490 mm, depth 505 mm	1 073
SP201	Seat with Coccyx cut out only available for 9112 & 9212	1 774
SP202	Seat with memory foam (Only for: 9112, 9212)	2 065
SP246	Seat with memory foam (for Uniform upholstery) (Only for: 9112, 9212)	2 065
LI233	Gas stem A Black	0
LI231	Gas stem B Black	0
LI223	Gas stem 4T Black	0
FB221	Base 5T, polished aluminium, Ø680 mm	650
CA221	Castors manually lockable, Ø65 mm	387

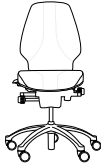
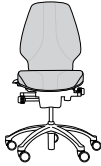
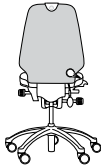
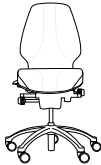
Item no	Description	Accessories/Option	Item no	Description	Accessories/Option			
HR218	Neckrest RH Logic 200 Black in fabric. Adjustable in height & depth.		SP242	Uniform upholstery of back & seat. Fewer seams for a cleaner visual look.				
HR219	Neckrest RH Logic 200 Black in leather. Adjustable in height & depth.							
AR720	Armrest 8L Black Armrest top in TPU (black) Height of armrest above seat 199-315 mm		DS201	Decorative Stitching				
AR723	Armrest 8L Black Armrest top in black leather (black) Height of armrest above seat 199-315 mm							
AR721	Armrest 8L Black, for BS standard Armrest top in TPU (black) Height of armrest above seat 199-315 mm Select to accomplish BS5459-2. Limited adjustment in depth							
AR728	Armrest 8L Black XL Armrest top in black leather (black) width 135 mm, length 254 mm, Height of armrest above seat 199-315 mm					SP201	Coccyx seat Seat with cut out for relief of the coccyx and lumbar spine. Only for model 9112 & 9212	
						SP202	Memory foam seat - Standard Upholstery Contours to the body for enhanced ergonomic seating comfort	
		SP246	Memory foam seat - Uniform Upholstery Contours to the body for enhanced ergonomic seating comfort					
		LI233	Gas stem A Black Seat height 490-635 mm					
		LI231	Gas stem B Black Seat height 445-595 mm					
LI223	Gas stem 4T Black Seat height 385-530 mm							
AE220	Coat hanger in black plastic		FB221	Base 5T Polished, Ø680 mm, polished aluminium				

User Instruction RH Logic 200/220

Check out our user guide, explaining how each of the unique functions are adjusted. https://www.youtube.com/watch?v=_3wW0c2Gslg

RH Logic 300

- Seat width: 462 mm, depth 467 mm (seatslide 80 mm)
- Backrest width: 447 mm, height 510 mm
- Seat height: 420-541 mm (4Q Silver)
- Base in silver aluminium (5X) and castors for carpeted floors or hard floors (Ø65 mm) (specify on order)
- Lumbar pump is an optional extra on this model
- Neckrest Cassette is required if RH Logic 300 is ordered without neckrest, to allow later neckrest installation.
- Certified in accordance to: EN 1335, BS5459-2, Möbelfakta, EPD ISO 14025, GREENGUARD GOLD, Nordic Swan













Item no	Base model +	Price Group (PG)	Price Group							Price
			①	②	③	④	⑤	⑥	⑦	
3340	RH Logic 300 • Weight: 21 kg		11 698	11 803	11 980	12 392	13 100	14 399	16 845	
3343	RH Logic 300 Comfort • Extra padding with improved ventilation in seat and backpad • Weight: 21 kg		12 685	12 795	12 990	13 437	14 205	15 612	18 265	
3347	RH Logic 300 Elegance • Including upholstered backshell • Weight: 21 kg		12 859	12 974	13 170	13 622	14 403	15 830	18 522	
3349	RH Logic 300 Elite • 20 mm extra foam in seat and back with improved ventilation • Seat height: 440-570 mm (4Q silver) • This model is tested and approved for control room use • Weight: 21 kg		12 685	12 795	12 990	13 437	14 205	15 612	18 265	

Accessories/Options/Surcharges:

HR205	Neckrest RH Logic 400 in fabric/C.O.M. Adjustable in height & depth	967
HR204	Neckrest RH Logic 400 in leather. Adjustable in height & depth	1 454
HC201	Neckrest cassette, must be ordered with the chair to allow a neckrest to be fitted later	85
DS201	Decorative Stitching	948
AR2535	Armrest 8S Black, pair. Adjustable in height, width & rotatable	1 583
AR2545	Armrest 8S XL Black, pair. Upholstered armrest top in black leather. Adjustable in height, width & rotatable	3 358
AR2510	Armrest 8E Black, pair. Adjustable in height, depth & width	1 658
AR2515	Armrest 8E Black, pair. Armrest top in leather (black). Adjustable in height, depth & width	2 442

Accessories/Options/Surcharges:

AE210	Coat hanger in black plastic	533
LP201	Lumbar pump	649
SE214	Seat XL, width 490 mm, depth 505 mm (Only for: 3340, 3347, 3349)	1180
SP201	Seat with Coccyx cut out	1808
SP202	Seat with memory foam (Only for: 3340, 3343, 3347)	3607
LI233	Gas stem A Black	0
LI232	Gas stem A Silver	0
LI231	Gas stem B Black	0
LI230	Gas stem B Silver	0
LI210	Gas stem 4Q Black	0
FB214	Base 5X, black lacquered aluminium, Ø660 mm	0
FB215	Base 5X polished aluminium, Ø660 mm	744
CA221	Castors manually lockable, Ø65 mm	394

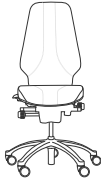
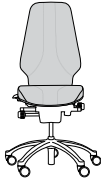
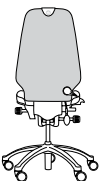
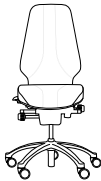
Item no	Description	Accessories/option	Item no	Description	Accessories/option
HR205	Neckrest RH Logic 400 in fabric/C.O.M. Adjustable in height & depth		DS201	Decorative Stitching	
HR204	Neckrest RH Logic 400 in leather. Adjustable in height & depth				
AR2535	Armrest 8S pair (black) Height of armrest above seat 198-299 mm		AR2510	Armrest 8E pair (black) Height of armrest above seat 198-299 mm	
	RH Logic 300 Elite Height of armrest above seat 228-329 mm			RH Logic 300 Elite Height of armrest above seat 228-329 mm	
AR2545	Armrest 8S XL pair (black). Upholstered armrest top in black leather. Height of armrest above seat 198-299 mm		AR2515	Armrest 8E pair (black). Upholstered armrest top black leather. Height of armrest above seat 198-299 mm	
	RH Logic 300 Elite Height of armrest above seat 178-279 mm			RH Logic 300 Elite Height of armrest above seat 178-279 mm	
AE210	Coat hanger in black plastic		LP201	Lumbar pump	
SE214	Seat XL. Width 505 mm, depth 490 mm		SP201	Coccyx seat Seat with cut out for relief of the coccyx and lumbar spine.	
LI233	Gas stem A Black Seat height 535-675 mm		FB214	Base 5X Black, Ø660 mm, black lacquered aluminium	
LI232	Gas stem A Silver Seat height 535-675 mm				
LI231	Gas stem B Black Seat height 490-635 mm				
LI230	Gas stem B Silver Seat height 490-635 mm				
LI210	Gas stem 4Q Black Seat height 420-541 mm				
			FB215	Base 5X Polished, Ø660 mm, polished aluminium	

User Instruction RH Logic 400/300

Check out our user guide, explaining how each of the unique functions are adjusted. <https://www.youtube.com/watch?v=vM7s6RymQFs>

RH Logic 400

- Seat: width 462 mm, depth 467 mm (seatslide 80 mm)
- Backrest with lumbar pump: width 447 mm, height 620 mm
- Seat height: 420-541 mm (4Q Silver)
- Base in silver aluminium (5X) and castors for carpeted floors or hard floors (Ø65 mm) (specify on order)
- Certified in accordance to: EN 1335, BS5459-2, Möbelfakta, EPD ISO 14025, GREENGUARD GOLD, Nordic Swan












Item no	Base model +	Price Group (PG)	Price Group							Price
			①	②	③	④	⑤	⑥	⑦	
3550	RH Logic 400 • Weight: 21,8 kg		13 913	14 041	14 248	14 739	15 582	17 125	20 037	
3553	RH Logic 400 Comfort • Extra padding with improved ventilation in seat and backpad • Weight: 21,8 kg		15 082	15 220	15 446	15 979	16 891	18 566	21 722	
3557	RH Logic 400 Elegance • Including upholstered backshell • Weight: 21,8 kg		15 378	15 521	15 750	16 294	17 225	18 931	22 150	
3559	RH Logic 400 Elite • 20 mm extra foam in seat and back with improved ventilation • Seat height 440-570 mm (4Q silver) • This model is tested and approved for control room use • Weight: 22,8 kg		15 082	15 220	15 446	15 979	16 891	18 566	21 722	

Accessories/Options/Surcharges:

HR205	Neckrest RH Logic 400 in fabric/C.O.M. Adjustable in height & depth	967
HR204	Neckrest RH Logic 400 in leather. Adjustable in height & depth	1 454
DS201	Decorative Stitching	948
AR2535	Armrest 8S Black, pair. Adjustable in height, width & rotatable	1 583
AR2545	Armrest 8S XL Black, pair. Upholstered armrest top in black leather. Adjustable in height, width & rotatable	3 358
AR2510	Armrest 8E Black, pair. Adjustable in height, depth & width	1 658
AR2515	Armrest 8E Black, pair. Armrest top in leather (black). Adjustable in height, depth & width	2 442
AE210	Coat hanger in black plastic	533
SE214	Seat XL, width 490 mm, depth 505 mm (Only for: 3550, 3557, 3559)	1 151

Accessories/Options/Surcharges:

SP201	Seat with Coccyx cut out	1 808
SP202	Seat with memory foam	3 607
LI233	Gas stem A Black	0
LI232	Gas stem A Silver	0
LI231	Gas stem B Black	0
LI230	Gas stem B Silver	0
LI210	Gas stem 4Q Black	0
FB214	Base 5X, black lacquered aluminium, Ø660 mm	0
FB215	Base 5X polished aluminium, Ø660 mm	744
CA221	Castors manually lockable, Ø65 mm	394





Item no	Description	Accessories/option	Item no	Description	Accessories/option
HR205	Neckrest RH Logic 400 in fabric/C.O.M. Adjustable in height & depth		DS201	Decorative Stitching	
HR204	Neckrest RH Logic 400 in leather. Adjustable in height & depth				
AR2535	Armrest 8S pair (black) Height of armrest above seat 198-299 mm RH Logic 400 Elite Height of armrest above seat 178-279 mm		AR2510	Armrest 8E pair (black) Height of armrest above seat 198-299 mm RH Logic 400 Elite Height of armrest above seat 178-279 mm	
AR2545	Armrest 8S XL pair (black). Upholstered armrest top in black leather. Height of armrest above seat 198-299 mm RH Logic 400 Elite Height of armrest above seat 178-279 mm		AR2515	Armrest 8E pair (black). Upholstered armrest top in black leather Height of armrest above seat 198-299 mm RH Logic 400 Elite Height of armrest above seat 178-279 mm	
AE210	Coat hanger in black plastic		-	Lumbar pump Standard on all RH Logic 400 models	
SE214	Seat XL. Width 505 mm, depth 490 mm		SP201	Coccyx seat Seat with cut out for relief of the coccyx and lumbar spine.	
LI233	Gas stem A Black Seat height 535-675 mm		FB214	Base 5X Black, 660 mm, black lacquered aluminium	
LI232	Gas stem A Silver Seat height 535-675 mm				
LI231	Gas stem B Black Seat height 490-635 mm				
LI230	Gas stem B Silver Seat height 490-635 mm				
LI210	Gas stem 4Q Black Seat height 420-541 mm		FB215	Base 5X Polished, 660 mm, polished aluminium	

User Instruction RH Logic 400/300

Check out our user guide, explaining how each of the unique functions are adjusted. <https://www.youtube.com/watch?v=vM7s6RymQFs>

RH Mereo Silver

- Seat: width 410mm, depth 465mm (seat depth with slide 403-483 mm)
- Seat height: 410-565 (4T NPR Silver)
- Base in silver lacquered aluminium (5T) and castors for carpeted floors or hard floors (Ø65 mm) (specify on order)
- Plastic colour: Black
- The chair are approved for user up to max 125 kg.
- Certified in accordance to: EN 1335 Type A, GS, ANSI/BIFMA X5-1, Möbelfakta, EPD ISO 14025, GREENGUARD GOLD

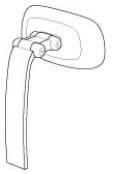
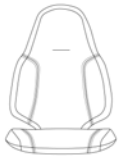

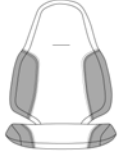




Item no	Base model +	Price Group (PG)	Price Group							Price
			①	②	③	④	⑤	⑥	⑦	
8111	RH Mereo 200 Silver • Backrest medium: width 365 mm, height 470 mm • Weight: 18,4 kg		7 807	7 880	7 998	8 271	8 747	9 612	11 246	
8211	RH Mereo 220 Silver • Backrest large: width 365 mm, height 630 mm • Weight: 18,9 kg		8 326	8 399	8 527	8 820	9 324	10 249	11 991	
8311	RH Mereo 300 Silver • Backrest large: width 442 mm, height 630 mm • Weight: 18,9 kg		8 471	8 546	8 633	8 936	9 472	10 416	12 187	
8411	RH Mereo Mesh Silver • Black back frame, upholstered in Tale. Lumbar support is predefined in Tonal with a fabric colour matching the selected mesh. • Backrest: width 443 mm, height 630 mm • Weight: 18,8 kg • Available Q1 2026		8 326	8 399	8 527	8 820	9 324	10 249	11 991	

Accessories/Options/Surcharges:

HR212	Neckrest RH Mereo Silver in fabric/C.O.M. Adjustable in height, depth & angle (Only for: 8211, 8311)	1 033
HR213	Neckrest RH Mereo Silver in leather. Adjustable in height, depth & angle (Only for: 8211, 8311)	1 260
SE274	Seat XL, width 490 mm, depth 520 mm	937
DS201	Decorative Stitching	774
SP233	RH Mereo Duo. Combination of two fabrics	774
AR700	Armrest 8T Silver, pair. Adjustable in height, depth, width & turnable	1 349
AR705	Armrest 8T XL Silver, pair. Adjustable in height, depth, width & turnable	3 318
AR710	Armrest traverse Silver. To be supplemented with an armrest at a later stage	648
AE217	Coat hook in silver metal (Only for: 8211, 8311)	182
LI232	Gas stem A Silver	0

Accessories/Options/Surcharges:

LI230	Gas stem B Silver	0
LI222	Gas stem 4T Silver	0
FB221	Base 5T, polished aluminium, Ø680 mm	612
CA220	Castors, soft wheels for hard floors, grey Ø65 mm	0
CA221	Castors manually lockable, Ø65 mm	365





Item no	Description	Accessories/option	Item no	Description	Accessories/option
HR212	Neckrest RH Mereo Silver in fabric/Customer own fabric (only for 8211, 8311) Adjustable in height, depth & angle		DS201	Decorative Stitching RH Mereo Mesh: Available for seat only	
HR213	Neckrest RH Mereo Silver in leather. (only for 8211, 8311) Adjustable in height, depth & angle				
AR700	Armrest 8T Silver pair. Height of armrest above seat 195-310 mm		SP233	RH Mereo Duo. Combination of two fabrics RH Mereo Mesh: Available for seat only	
AR705	Armrest 8T XL Silver pair. Armrest top in black leather (black) width 135 mm, length 254 mm, Height of armrest above seat 195-310 mm				
SE274	Seat XL Width 490 mm, depth 520 mm		AE217	Coat hook in silver metal (only for 8211, 8311, 8213, 8313)	
LI232	Gas stem A Silver Seat height 505-645 mm		FB221	Base 5T Polished, Ø680 mm, polished aluminium	
LI230	Gas stem B Silver Seat height 460-605 mm				
LI222	Gas stem 4T Silver Seat height 399-543 mm				

User Instruction RH Mereo

Check out our user guide, explaining how each of the unique functions are adjusted. <https://www.youtube.com/watch?v=rN2R1H-6ZIk>

RH Mereo Black

- Seat: width 407 mm, depth 470 mm (seatslide 100 mm)
- Seat height: 410-565 mm (4T NPR Black)
- Base in black lacquered aluminium (5T) and castors for carpeted floors or hard floors (Ø65 mm) (specify on order)
- Plastic colour: Black
- The chair are approved for user up to max 125 kg.
- Certified in accordance to: EN 1335 Type A, GS, ANSI/BIFMA X5-1, Möbelfakta, EPD ISO 14025, GREENGUARD GOLD





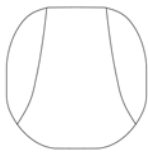



Item no	Base model +	Price Group (PG)	Price Group							Price
			①	②	③	④	⑤	⑥	⑦	
8112	RH Mereo 200 Black • Backrest medium: width 365 mm, height 470 mm • Weight: 18,4 kg		7 807	7 880	7 998	8 271	8 747	9 612	11 246	
8212	RH Mereo 220 Black • Backrest large: width 365 mm, height 630 mm • Weight: 18,9 kg		8 326	8 399	8 527	8 820	9 324	10 249	11 991	
8312	RH Mereo 300 Black • Backrest large: width 400 mm, height 630 mm • Weight: 18,9 kg		8 471	8 546	8 633	8 936	9 472	10 416	12 187	
8412	RH Mereo Mesh Black • Black back frame, upholstered in Tale • Backrest: width 443 mm, height 630 mm • Weight: 18,8 kg • Available Q1 2026		8 326	8 399	8 527	8 820	9 324	10 249	11 991	

Accessories/Options/Surcharges:

HR214	Neckrest RH Mereo Black in fabric/C.O.M. Adjustable in height, depth & angle (Only for: 8212, 8312)	1 033
HR215	Neckrest RH Mereo Black in leather. Adjustable in height, depth & angle (Only for: 8212, 8312)	1 260
SE274	Seat XL, width 490 mm, depth 520 mm	937
DS201	Decorative Stitching	774
SP233	RH Mereo Duo. Combination of two fabrics	774
AR701	Armrest 8T Black, pair. Adjustable in height, depth, width & turnable	1 349
AR707	Armrest 8T XL Black, pair. Adjustable in height, depth, width & turnable	3 318
AR711	Armrest traverse Black. To supplement with armrests at a later stage	648
AE219	Coat hook in black metal (Only for: 8212, 8312)	182
LI233	Gas stem A Black	0

Accessories/Options/Surcharges:

LI231	Gas stem B Black	0
LI223	Gas stem 4T Black	0
FB221	Base 5T, polished aluminium, Ø680 mm	612
CA201	Castors for hard floors, Ø65 mm, black	0
CA221	Castors manually lockable, Ø65 mm	365





Item no	Description	Accessories/option	Item no	Description	Accessories/option
HR214	Neckrest RH Mereo Black in fabric/Customer own fabric (only for 8212, 8312). Adjustable in height, depth & angle		DS201	Decorative Stitching RH Mereo Mesh: Available for seat only	
HR215	Neckrest RH Mereo Black in leather (only for 8212, 8312). Adjustable in height, depth & angle				
AR701	Armrest 8T Black pair. Height of armrest above seat 195-310 mm		SP233	RH Mereo Duo. Combination of two fabrics RH Mereo Mesh: Available for seat only	
AR707	Armrest 8T XL Black pair . Armrest top in black leather (black) width 135 mm, length 254 mm, Height of armrest above seat 195-310 mm				
SE274	Seat XL Width 490 mm, depth 520 mm		AE219	Coat hook in black metal (only for 8212, 8312)	
LI233	Gas stem A Black Seat height 505-645 mm		FB221	Base 5T Polished, Ø680 mm, polished aluminium	
LI231	Gas stem B Black Seat height 460-605 mm				
LI223	Gas stem 4T Black Seat height 399-543 mm				

User Instruction RH Mereo

Check out our user guide, explaining how each of the unique functions are adjusted. <https://www.youtube.com/watch?v=rN2R1H-6ZIk>

RH Mereo Silver Grey

- Seat: width 407 mm, depth 470 mm (seatslide 100 mm)
- Seat height: 410-565 mm (4T NPR Silver)
- Base in silver lacquered aluminium (5T) and castors for carpeted floors or hard floors (Ø65 mm) (specify on order)
- Plastic colour: Grey
- The chair are approved for user up to max 125 kg.
- Certified in accordance to: EN 1335 Type A, GS, ANSI/BIFMA X5-1, Möbelfakta, EPD ISO 14025, GREENGUARD GOLD

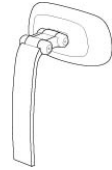
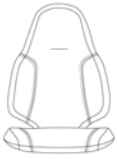

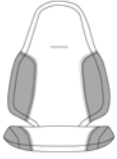




Item no	Base model +	Price Group (PG)	Price Group							Price
			①	②	③	④	⑤	⑥	⑦	
8113	RH Mereo 200 Silver Grey • Backrest medium: width 365 mm, height 470 mm • Weight: 18,4 kg		7 963	8 037	8 157	8 437	8 963	9 804	11 470	
8213	RH Mereo 220 Silver Grey • Backrest large: width 365 mm, height 630 mm • Weight: 18,9 kg		8 493	8 568	8 696	8 975	9 512	10 454	12 231	
8313	RH Mereo 300 Silver Grey • Backrest large: width 400 mm, height 630 mm • Weight: 18,9 kg		8 639	8 798	8 806	9 112	9 661	10 631	12 439	
8413	RH Mereo Mesh Silver Grey • Light grey back frame, upholstered in Tale • Backrest: width 443 mm, height 630 mm • Weight: 18,8 kg • Available Q1 2026		8 493	8 568	8 696	8 975	9 512	10 454	12 231	

Accessories/Options/Surcharges:

HR216	Neckrest RH Mereo Silver Grey in fabric/C.O.M. Adjustable in height, depth and angle (Only for: 8213, 8313)	1 046
HR217	Neckrest RH Mereo Silver Grey in leather. Adjustable in height, depth and angle (Only for: 8213, 8313)	1 280
SE274	Seat XL, width 490 mm, depth 520 mm	937
DS201	Decorative Stitching	774
SP233	RH Mereo Duo. Combination of two fabrics	774
AR703	Armrest 8T Silver Grey, pair. Adjustable in height, depth, width & turnable	1 391
AR709	Armrest 8T XL Silver Grey, pair. Adjustable in height, depth, width & turnable	3 416
AR712	Armrest traverse Silver Grey. To supplement with armrests at a later stage	656
AE217	Coat hook in silver metal (Only for: 8213, 8313)	182
LI232	Gas stem A Silver	0

Accessories/Options/Surcharges:

LI230	Gas stem B Silver	0
LI222	Gas stem 4T Silver	0
FB221	Base 5T, polished aluminium, Ø680 mm	612
CA220	Castors, soft wheels for hard floors, grey Ø65 mm	0
CA221	Castors manually lockable, Ø65 mm	365

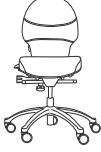



Item no	Description	Accessories/option	Item no	Description	Accessories/option
HR216	Neckrest RH Mereo Silver Grey in fabric/Custom own fabric (only for 8213, 8313). Adjustable in height, depth & angle		DS201	Decorative Stitching RH Mereo Mesh: Available for seat only	
HR217	Neckrest RH Mereo Silver Grey in leather (only for 8213, 8313). Adjustable in height, depth & angle				
AR703	Armrest 8T Silver Grey pair. Height of armrest above seat 195-310 mm		SP233	RH Mereo Duo. Combination of two fabrics RH Mereo Mesh: Available for seat only	
AR709	Armrest 8T XL Silver Grey pair. Armrest top in black leather (black) width 135 mm, length 254 mm. Height of armrest above seat 195-310 mm				
SE274	Seat XL Width 490 mm, depth 520 mm		AE217	Coat hook in silver metal (only for 8213, 8313)	
LI232	Gas stem A Silver Seat height 505-645 mm		FB221	Base 5T Polished, Ø680 mm, polished aluminium	
LI230	Gas stem B Silver Seat height 460-605 mm				
LI222	Gas stem 4T Silver Seat height 399-543 mm				

User Instruction RH Mereo

Check out our user guide, explaining how each of the unique functions are adjusted. <https://www.youtube.com/watch?v=rN2R1H-6ZIk>

RH Extend

- Seat: width 461 mm, depth 465 mm (seatslide 80 mm)
- Seat height: 420-534 mm (4Q Silver)
- Base in silver lacquered aluminium (5X) and castors for carpeted floors (Ø65 mm)
- Certified in accordance to: EN 1335, GS, Möbelfakta, EPD ISO 14025, GREENGUARD GOLD

Item no	Base model +	Price Group (PG)	Price Group							Price
			①	②	③	④	⑤	⑥	⑦	
6111	RH Extend 100 • Backrest medium: width 440 mm, height 510 mm • Weight: 19 kg		8 221	8 297	8 419	8 710	9 207	10 120	11 840	
6211	RH Extend 120 • Backrest large: width 440 mm, height 620 mm • Weight: 19,8 kg		8 831	8 913	9 045	9 357	9 892	10 872	12 719	
6112	RH Extend 200 • Adjustable back angle • Backrest medium: width 440 mm, height 510 mm • Weight: 19 kg		9 983	10 073	10 227	10 579	11 181	12 294	14 381	
6212	RH Extend 220 • Adjustable back angle • Backrest large: width 440 mm, height 620 mm • Weight: 19,8 kg		10 594	10 691	10 851	11 223	11 865	13 040	15 257	






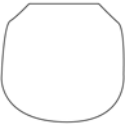




Accessories/Options/Surcharges:

HR206	Neckrest RH Extend, upholstered in Xtreme 009. Adjustable in height & depth	1 494
HR207	Neckrest RH Extend in fabric/C.O.M. Adjustable in height & depth	1 870
HR208	Neckrest RH Extend, in leather. Adjustable in height & depth	2 012
HC201	Neckrest cassette, must be ordered with the chair to allow a neckrest to be fitted later (Only for: 6111, 6112)	85
AE210	Coat hanger in black plastic	533
SE220	Seat XL, width 490 mm, depth 505 mm	1 045
DS201	Decorative Stitching	930
	Uniform upholstery, back	827
	Uniform upholstery, seat	827
AR2535	Armrest 8S Black, pair. Adjustable in height, width & rotatable	1 583

Accessories/Options/Surcharges:

AR2545	Armrest 8S XL Black, pair. Upholstered armrest top in black leather. Adjustable in height, width & rotatable	3 358
AR2510	Armrest 8E Black, pair. Adjustable in height, depth & width	1 658
AR2515	Armrest 8E Black, pair. Armrest top in leather (black). Adjustable in height, depth & width	2 442
LI232	Gas stem A Silver	0
LI233	Gas stem A Black	0
LI230	Gas stem B Silver	0
LI231	Gas stem B Black	0
LI210	Gas stem 4Q Black	0
FB214	Base 5X, black lacquered aluminium, Ø660 mm	0
FB215	Base 5X polished aluminium, Ø660 mm	731
CA201	Castors for hard floors, Ø65 mm, black	0

NOTE: To enable a neckrest to be fitted at a later stage, you "must" add a neckrest cassette. Only for RH Extend 100 and 200.

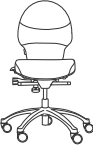

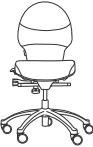

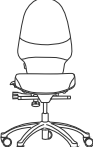
Item no	Description	Accessories/option	Item no	Description	Accessories/option
HR206	Neckrest RH Extend. Upholstered in Xtreme 009. Adjustable in height & depth		DS201	Decorative Stitching	
HR207	Neckrest RH Extend in fabric/C.O.M. Adjustable in height & depth				
HR208	Neckrest RH Extend in leather. Adjustable in height & depth				
AR2635	Armrest 8S pair (black). Adjustable in height, width & rotatable Height of armrest above seat 220-297 mm		AR2510	Armrest 8E pair (black). Adjustable in height, depth & width Height of armrest above seat 220-297 mm	
AR2545	Armrest 8S XL pair (black). Adjustable in height, width & rotatable. Upholstered armrest top in black leather Height of armrest above seat 220-297 mm				
AE201	Coat hanger in black plastic		AR2515	Armrest 8E pair (black). Upholstered armrest top black leather. Adjustable in height, depth & width Height of armrest above seat 220-297 mm	
SE220	Seat XL. Width 490 mm, depth 505 mm		-	Uniform upholstery back. Upholstery without contrasted black waist for a cleaner visual look.	
			-	Uniform upholstery seat Upholstery without contrasted black sides for a cleaner visual look.	
LI232	Gas stem A Silver Seat height 535-670 mm		FB214	Base 5X Black, Ø660 mm, black lacquered aluminium	
LI233	Gas stem A Black Seat height 535-670 mm				
LI230	Gas stem B Silver Seat height 490-630 mm				
LI231	Gas stem B Black Seat height 490-630 mm				
LI210	Gas stem 4Q Black Seat height 420-534 mm				
			FB215	Base 5X Polished, Ø660 mm, polished aluminium	






User Instruction RH Extend

Check out our user guide, explaining how each of the unique functions are adjusted. <https://www.youtube.com/watch?v=0F0aJG1JbdI>

RH Extend Uni



- Seat: width 461 mm, depth 465 mm (seatslide 80 mm)
- Seat height: 420-534 mm (4Q Silver)
- RH Extend Mechanism 100 with seat height, seat depth adjustment & stepless lockable tilt
- Uniform upholstery without black details
- Neckrest in Black Puxx1 or in the same fabric as the chair
- Base in silver lacquered aluminium (5X) and castors for carpeted floors (Ø65 mm)
- Certified in accordance to: EN 1335, GS, Möbelfakta, EPD ISO 14025, GREENGUARD GOLD

Item no	Base model +	Price Group (PG)	Price Group							Price
			①	②	③	④	⑤	⑥	⑦	
6111-11	RH Extend Uni 100 • Backrest medium: width 440 mm, height 510 mm • Weight: 19 kg		6968	7033	7136	7383	7805	8579	10037	
6111-12	RH Extend Uni 100 • Backrest medium: width 440 mm, height 510 mm • Including armrest 8S • Weight: 19 kg		7602	7673	7785	8054	8514	9359	10949	
6111-21	RH Extend Uni 100 • Backrest medium: width 440 mm, height 510 mm • With upholstered back shell • Weight: 19 kg		7444	7512	7622	7886	8337	9163	10721	
6111-22	RH Extend Uni 100 • Backrest medium: width 440 mm, height 510 mm • With upholstered back shell • Including armrest 8S • Weight: 19 kg		8078	8153	8271	8558	9047	9944	11633	
6211-11	RH Extend Uni 120 • Backrest large: width 440 mm, height 620 mm • Weight: 19,8 kg		6968	7033	7136	7383	7805	8579	10037	

Item no	Base model +	Price Group (PG)	Price Group							Price
			①	②	③	④	⑤	⑥	⑦	
6211-12	RH Extend Uni 120 • Backrest large: width 440 mm, height 620 mm • Including armrest 8S • Weight: 19,8 kg		7 602	7 673	7 785	8 054	8 514	9 359	10 949	
6211-13	RH Extend Uni 120 • Backrest large: width 440 mm, height 620 mm • Including armrest 8S • Including neck rest • Weight: 19,8 kg		8 341	8 418	8 542	8 838	9 343	10 269	12 013	
6211-21	RH Extend Uni 120 • Backrest large: width 440 mm, height 620 mm • With upholstered back shell • Weight: 19,8 kg		7 444	7 512	7 622	7 886	8 337	9 163	10 721	
6211-22	RH Extend Uni 120 • Backrest large: width 440 mm, height 620 mm • With upholstered back shell • Including armrest 8S • Weight: 19,8 kg		8 078	8 153	8 271	8 558	9 047	9 944	11 633	
6211-23	RH Extend Uni 120 • Backrest large: width 440 mm, height 620 mm • With upholstered back shell • Including armrest 8S • Including neck rest • Weight: 19,8 kg		8 816	8 898	9 028	9 341	9 874	10 853	12 697	





Accessories/Options/Surcharges:

LI210	Gas stem 4Q Black	0
FB214	Base 5X, black lacquered aluminium, Ø660 mm	0

Item no	Description	Accessories/option	Item no	Description	Accessories/option
LI210	Gas stem 4Q Black Seat height 420-534 mm		FB214	Base 5X Black, Ø660 mm, black lacquered aluminium	

RH Activ

- Seat height: 395-525 mm (B Black)
- Base in black lacquered aluminium (5F) and castors for carpeted floors (Ø50 mm)
- Certified in accordance to: EN 1335, BS5459, Möbelfakta, EPD ISO 14025, GREENGUARD GOLD

Item no	Base model +	Price Group (PG)	Price Group							Price
			①	②	③	④	⑤	⑥	⑦	
2772	RH Activ 200 • Backrest medium: width 370 mm, height 295 mm • Seat medium: width 440 mm, depth 430 mm (seatslide 55 mm) • Weight: 13 kg		6 143	6 198	6 292	6 509	6 880	7 564	8 850	
2872	RH Activ 220 • Backrest large: width 370 mm, height 430 mm • Seat medium: width 440 mm, depth 430 mm (seatslide 55 mm) • Weight: 13,6 kg		6 566	6 623	6 722	6 955	7 352	8 081	9 453	
2782	RH Activ 202 • Backrest medium: width 370 mm, height 295 mm • Seat medium: width 460 mm, depth 460 mm (seatslide 55 mm) • Weight: 13 kg		6 493	6 551	6 649	6 879	7 274	7 994	9 352	
2882	RH Activ 222 • Backrest large: width 370 mm, height 430 mm • Seat large: width 460 mm, depth 460 mm (seatslide 55 mm) • Weight: 13,6 kg		6 919	6 982	7 086	7 332	7 750	8 519	9 967	

Accessories/Options/Surcharges:






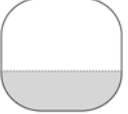
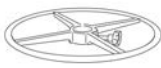




AR2535	Armrest 8S Black, pair. Adjustable in height, width & rotatable	1 583
AR2510	Armrest 8E Black, pair. Adjustable in height, depth & width	1 658
AR2515	Armrest 8E Black, pair. Armrest top in leather (black). Adjustable in height, depth & width	2 442
RB200	Reinforced upper part backpad (black leather)	387
RS200	Reinforced front edge seat (black leather)	387
SE212	Seat cashier medium (30 mm extra padding)	586
FO204	Footring 6F, black, Ø455 mm	851
LI232	Gas stem A Silver	0
LI233	Gas stem A Black	0
LI230	Gas stem B Silver	0
LI235	Gas stem D Black	70

Accessories/Options/Surcharges:

LI234	Gas stem D Silver	70
LI237	Gas stem E Black	224
LI236	Gas stem E Silver	224
LI228	Gas stem 4FL Black	0
FB225	Base 5F, silver lacquered aluminium, Ø590 mm	0
FB227	Base 5F, polished aluminium, Ø590 mm	853
FB229	Base 5G, black lacquered aluminium, Ø630 mm	181
FB228	Base 5G, silver lacquered aluminium, Ø630 mm	181
FB230	Base 5G polished aluminium, Ø630 mm	1035
FB210	Base 5N, polished steel Ø540 mm. For castors 7HN, 7D or 7G. Increases seat height by 25 mm	303
CA206	Castors for hard floors, black Ø50 mm	0
CA207	Castors 7G, locks automatically when seated, Ø50 mm	281
CA211	Castors 7D, carpeted floors, Ø50 mm. For base 5N	0
CA212	Castors 7HN for hard floors, Ø50 mm. For base 5N	0
CA208	Plastic glide 7K	0

VALID COMBINATIONS

Model: 2772 & 2782	
Base: 5N	Gas stem: 4FL, B
Base: 5F	Gas stem: 4FL, A, B, D, E
Base: 5G	Gas stem: 4FL, A, B, D, E
Model: 2882, 2872	
Base: 5F	Gas stem: 4FL, B
Base: 5G	Gas stem: 4FL, A, B, D, E


Item no	Description	Accessories/option	Item no	Description	Accessories/option	
AR2535	Armrest 8S pair (black). Adjustable in height, width & rotatable. Armrest height above seat 190-290 mm		AR2510	Armrest 8E pair (black). Adjustable in height, depth & width. Armrest height above seat 190-290 mm		
SE212	Seat cashier medium (30 mm extra padding)		AR2515	Armrest 8E pair (black). Upholstered armrest top black leather. Adjustable in height, depth & width. Armrest height above seat 190-290 mm		
RB200	Reinforced upper part backpad (black leather)		RS200	Reinforced front edge seat (black leather)		
FO204	Footring 6F, black, Ø455 mm		CA208	Plastic glide 7K		
LI232	Gas stem A Silver Seat height 440-565 mm		FB229	Base 5G Black, Ø630 mm, black lacquered aluminium		
LI233	Gas stem A Black Seat height 440-565 mm					
LI230	Gas stem B Silver Seat height 395-525 mm					
LI234	Gas stem D Silver Seat height 500-675 mm					
LI235	Gas stem D Black Seat height 500-675 mm		FB228	Base 5G Silver, Ø630 mm, silver lacquered aluminium		
LI237	Gas stem E Black Seat height 595-840 mm		FB230	Base 5G Polished, Ø630 mm, polished aluminium		
LI236	Gas stem E Silver Seat height 595-840 mm		FB210	Base 5N - Ø540 mm, polished steel		
LI228	Gas stem 4FL Black Seat height 365-445 mm					

User Instruction RH Activ

Check out our user guide, explaining how each of the unique functions are adjusted. <https://www.youtube.com/watch?v=hexc6goUiM4>

RH Activ 300

- Seat height: 515-700 mm (D Grey)
- Backrest: width 280 mm, height 230 mm
- All metal parts in dark grey lacquer (RAL 7024), all plastic parts in dark grey (MT 11310)
- Base in dark grey lacquered aluminium (5F) and castors that lock automatically when seated (50mm)
- Certified in accordance to: ANSI/BIFMA, GS


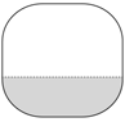





Item no	Base model +	Price Group (PG)	Price Group							Price
			①	②	③	④	⑤	⑥	⑦	
2668-01	RH Activ 303 • Seat Cashier: width 450 mm, depth 428 mm (extra padding, 30 mm) (seatslide 50 mm) • Seat height: 515-700 mm • Weight: 13 kg		9741	9832	9978	10320	10909	11992	14031	

Accessories/Options/Surcharges:

RB200	Reinforced upper part backpad (black leather)	387
RS200	Reinforced front edge seat (black leather)	387
FO204	Footring 6F, black, Ø455 mm	851
LI254	Gas stem A, grey (RAL 7024)	0
FB227	Base 5F, polished aluminium, Ø590 mm	853
FB229	Base 5G, black lacquered aluminium, Ø630 mm	181
FB230	Base 5G polished aluminium, Ø630 mm	1035
CA206	Castors for hard floors, black Ø50 mm	0
CA205	Castors for soft floors, Ø50 mm, black	0
CA208	Plastic glide 7K	0




NOTE!

RH Activ 303 with gas stem E only in combination with base 5G

Item no	Description	Accessories/option	Item no	Description	Accessories/option
RB200	Reinforced upper part backpad (black leather)		RS200	Reinforced front edge seat (black leather)	
FO204	Footring 6F, black, Ø455 mm		CA208	Plastic glide 7K	
LI254	Gas stem A Grey (RAL 7024) Seat height 455-590 mm		FB227	Base 5F Polished, Ø590 mm, polished aluminium	
			FB230	Base 5G Polished, Ø630 mm, polished aluminium	






RH Support

- Base in black lacquered aluminium (5F- Ø590 mm) and glides (7K)
- Certified in accordance to: GREENGUARD GOLD

Item no	Base model +	Price Group (PG)	①	②	③	④	⑤	⑥	⑦	Price
4501	RH Support 4501 • Backrest RH17: width 380 mm, height 230 mm • Seat RH8 Saddle: width 410 mm, depth 380 mm • Mechanism: 3G • Seat height: 565-810 mm (E Black) • Weight: 10,6 kg		6 228	6 285	6 380	6 597	6 975	7 668	8 971	
4511	RH Support 4511 • Backrest RH17: width 380 mm, height 230 mm • Seat RH9 Taburet: Ø350 mm • Mechanism: 3G • Seat height: 595-840 mm (E Black) • Weight: 10,5 kg		6 027	6 082	6 175	6 386	6 750	7 422	8 683	
4521	RH Support 4521 • Backrest RH17: width 380 mm, height 230 mm • Seat RH7 Limpan: width 450 mm, depth 240 mm • Mechanism: 3G • Seat height: 565-810 mm (E Black) • Weight: 10,5 kg		5 988	6 045	6 135	6 344	6 709	7 373	8 626	

Accessories/Options/Surcharges:

LI231	Gas stem B Black	- 224
LI230	Gas stem B Silver	- 224
LI235	Gas stem D Black	- 149
LI234	Gas stem D Silver	- 149
LI236	Gas stem E Silver	0
LI228	Gas stem 4FL Black	- 224
FO204	Footring 6F, black, Ø455 mm	851
FB225	Base 5F, silver lacquered aluminium, Ø590 mm	0
FB227	Base 5F, polished aluminium, Ø590 mm	853
FB229	Base 5G, black lacquered aluminium, Ø630 mm	181
FB228	Base 5G, silver lacquered aluminium, Ø630 mm	181
FB230	Base 5G polished aluminium, Ø630 mm	1 035
FB210	Base 5N, polished steel Ø540 mm. For castors 7HN, 7D or 7G. Increases seat height by 25 mm	303
CA205	Castors for soft floors, Ø50 mm, black	0
CA206	Castors for hard floors, black Ø50 mm	0
CA207	Castors 7G, locks automatically when seated, Ø50 mm	281
CA211	Castors 7D, carpeted floors, Ø50 mm. For base 5N	0
CA212	Castors 7HN for hard floors, Ø50 mm. For base 5N	0

Item no	Description	Accessories/option	Seat height 4501, 4521	Seat height 4511
LI231	Gas stem B Black		365-495 mm	380-510 mm
LI230	Gas stem B Silver		365-495 mm	380-510 mm
LI235	Gas stem D Black		470-640 mm	515-695 mm
LI234	Gas stem D Silver		470-640 mm	515-695 mm
LI236	Gas stem E Silver		565-810 mm	595-840 mm
LI228	Gas stem 4FL Black		340-415 mm	355-460 mm
FO204	Footring 6F, black, Ø455 mm			
FB225	Base 5F Silver, Ø590 mm, silver lacquered aluminium			
FB227	Base 5F Polished, Ø590 mm, polished aluminium			
FB229	Base 5G Black, Ø630 mm, black lacquered aluminium			
FB228	Base 5G Silver, Ø630 mm, silver lacquered aluminium			
FB230	Base 5G Polished, Ø630 mm, polished aluminium			
FB210	Base 5N - Ø540 mm, polished steel, for castors 7HN, 7D or 7G. Increases seat height 25 mm			

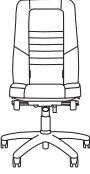
User Instruction RH Support

Check out our user guide, explaining how each of the unique functions are adjusted. <https://www.youtube.com/watch?v=DJDUiSFiy9s>

RH Focus

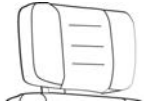
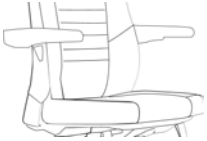





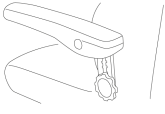
- Backrest: height 684 mm, width 480 mm, thickness 60 mm
- Seat: width 468 mm, depth 475 mm, thickness 60 mm (seatslide 80 mm)
- Seat height: 400-530 mm (ON-4FR)
- RH Focus F mechanism: double-sided operation: seat height, back angle, seat angle adjustment
- Base (5T) in black aluminium 680 mm and castors for hard floor
- Certified in accordance to: EN 1335, GS, ANSI/BIFMA X5.1, EPD ISO 14025

Please note: The outer part of the backrest and headrest are always upholstered in black leather. The fabrics to choose from are applicable to the inner part of both backrest and headrest.

Item no	Base model +	Price Group (PG)	③	⑤	⑥	⑦	Price
3135	RH Focus • Weight: 23,9 kg		22 005	24 141	26 554	30 467	

Accessories/Options/Surcharges:

HR2720	Headrest RH Focus. Adjustable in height & angle						2 068
HC2730	Headrest cover RH Focus with RH logo						535
002-614-P100	RH Focus Hygienical disposal covers for headrest, 100 pieces						285
HC2735	Headrest cover RH Focus with customer logo						535
HP2710	Holster protect, reinforced upholstery on back (in Black Delinova 200)						1 080
CV2730	Protection cover RH Focus for back and seat in Steel 099						4 465
AR2730	Armrest 8K pair. Armrest top in black leather. Adjustable in height & angle						1 864
AR2745	Armrest 8K XL pair. Armrest top in black leather. Adjustable in height & angle						3 449
AR2710	Armrest 8F, pair. Flippable & adjustable in angle						2 926
AR2715	Armrest 8F, pair. Armrest top in black leather. Flippable & adjustable in angle						3 984
AR2720	Armrest 8H, pair. Flippable, adjustable in height & angle						4 577
AR2725	Armrest 8H, pair. Armrest top in black leather. Adjustable in height, angle & flippable						5 604
LI233	Gas stem A Black						0
LI255	Gas stem F Black						0
FB219	Base 5T, silver lacquered aluminium, Ø680 mm						0
FB221	Base 5T, polished aluminium, Ø680 mm						612
CA200	Castors for soft floors, Ø65 mm						0
CA208	Plastic glide 7K						0


Item no	Description	Accessories/Options	Item no	Description	Accessories/Options
HR2720	Headrest RH Focus. Adjustable in height and angle Upholstery: Outerpart in black leather		HP2710	Holster protect, reinforced upholstery on back	
AR2730	Armrest 8K Black lacquered Adjustable in height		LI255	Gas stem F, black, 435-565 mm	
AR2745	Armrest 8K XL Black lacquered with armrest top XL in black leather Adjustable in height and angle		LI2710	Gas stem A, black 505-635 mm	
AR2710	Armrest 8F Adjustable in angle and flip able		FB219	Base 5T, silver lacquered aluminium, Ø680 mm	
AR2715	Armrest 8F Black lacquered. Armrest top in black leather top				
AR2720	Armrest 8H Black lacquered. Adjustable in height, angle and flipable		FB221	Base 5T, polished aluminium, Ø680 mm	
AR2725	Armrest 8H Black lacquered. Armrest top in black leather Adjustable in height, angle and flip able				

User Instruction RH Focus

Check out our user guide, explaining how each of the unique functions are adjusted <https://www.youtube.com/watch?v=8TyXdip7kpw>

RH Logic 400/300 ESD






- Seat: width 457 mm, depth 465 mm (seatslide 80 mm)
- Seat height: 440-560 mm (4F Logic)
- Base in black aluminium (5X black) and free wheeling ESD castors 7FM (metal)
- Upholstered backshell
- Upholstered in Global ESD Melange (1508-291) or black antistatic vinyl
- Certified in accordance to: EN 1335, BS5459, Möbelfakta, EPD ISO 14025, Nordic Swan, GREENGUARD GOLD, IEC 61340 (ESD)

Item no	Base model +	Price Group (PG)	Price
3346	RH Logic 300 ESD <ul style="list-style-type: none"> • Backrest: width 447 mm, height 510 mm • Weight: 21 kg 		15 567

3556	RH Logic 400 ESD <ul style="list-style-type: none"> • Backrest: with lumbar pump: width 447 mm, height 620 mm • Weight: 21,8 kg 		17 939
------	---	---	--------

Accessories/Options/Surcharges:

AR2520	Armrest 8E ESD Black, pair. Adjustable in height, depth & width	2 123
LP201	Lumbar pump (Only for: 3346)	649
LI217	Gas stem B (Chrome)	0
FO204	Footring 6F, black, Ø455 mm	851
FB215	Base 5X polished aluminium, Ø660 mm	744
CA219	Castors, antistatic, for hard floors	- 298



Item no	Description	Accessories/option	Item no	Description	Accessories/option
AR2520	Armrest 8E ESD pair (black). Adjustable in height, depth & width. Height of armrest above seat 198-299 mm		LP201	Lumbar pump (only for: 3346)	
FO204	Footring 6F, black, Ø455 mm		FB215	Base 5X Polished, Ø660 mm, polished aluminium	
LI217	Gas stem B (Chrome) Seat height 480-610 mm				

User Instruction RH Logic 400/300

Check out our user guide, explaining how each of the unique functions are adjusted. <https://www.youtube.com/watch?v=vM7s6RymQFs>



RH Extend ESD

- Seat: width 461 mm, depth 465 mm (seatslide 80 mm)
- Seat height: 440-560 mm (4F Logic)
- Base in black aluminium (5X black) and free wheeling ESD castors 7FM (metal)
- Upholstered backshell
- Upholstered in Global ESD Melange (1508-291) or black antistatic vinyl
- Certified in accordance to: EN 1335, GS, BS 5459/2, Möbelfakta, EPD ISO 14025, GREENGUARD GOLD, IEC 61340 (ESD)

Item no	Base model +	Price Group (PG)	Price
6116	RH Extend 200 ESD • Backrest medium: width 440 mm, height 510 mm • Weight: 19 kg		12 351
6216	RH Extend 220 ESD • Backrest large: width 440 mm, height 620 mm • Weight: 19,8 kg		13 309

Accessories/Options/Surcharges:

AR2520	Armrest 8E ESD Black, pair. Adjustable in height, depth & width	2 123
FB215	Base 5X polished aluminium, Ø660 mm	731
CA219	Castors, antistatic, for hard floors	- 292




Item no	Description	Accessories/option	Item no	Description	Accessories/option
AR2520	Armrest 8E ESD pair (black). Adjustable in height, depth & width. Height of armrest above seat 220-297 mm		FB215	Base 5X Polished, Ø660 mm, polished aluminium	

User Instruction RH Extend

Check out our user guide, explaining how each of the unique functions are adjusted. <https://www.youtube.com/watch?v=0F0aJG1JbdI>






RH Activ ESD

- Seat height: 395-525mm (B Chrome)
- Base in black lacquered aluminium (5F) and free wheeling ESD castors 7FM (metal)
- Upholstered in Global ESD Melange (1508-291) or black antistatic vinyl
- Certified in accordance to: EN 1335, BS5459, Möbelfakta, EPD ISO 14025, GREENGUARD GOLD, IEC 61340 (ESD)

Item no	Base model +	Price Group (PG)	Price
2776	RH Activ 200 ESD <ul style="list-style-type: none"> • Backrest medium ESD: width 370 mm, height 295 mm • Seat medium: width 440 mm, depth 430 mm (seatslide 55 mm) • Weight: 13 kg 		8247
2876	RH Activ 220 ESD <ul style="list-style-type: none"> • Backrest large ESD: width 370 mm, height 430 mm • Seat medium: width 440 mm, depth 430 mm (seatslide 55 mm) • Weight: 13,6 kg 		8731
2886	RH Activ 222 ESD <ul style="list-style-type: none"> • Backrest large ESD: width 370 mm, height 430 mm • Seat large: width 460 mm, depth 460 mm (seatslide 55 mm) • Weight: 13,6 kg 		9089
Accessories/Options/Surcharges:			
AR2520	Armrest 8E ESD Black, pair. Adjustable in height, depth & width		2123
LI219	Gas stem D (Chrome)		70
LI220	Gas stem E (Chrome)		224
LI2742	Gas stem ON-4FH Black		0
LI206	Gas stem 4FL (Chrome)		0
FO204	Footring 6F, black, Ø455 mm		851
FB227	Base 5F, polished aluminium, Ø590 mm		853
FB229	Base 5G, black lacquered aluminium, Ø630 mm		181
FB230	Base 5G polished aluminium, Ø630 mm		1035
CA219	Castors, antistatic, for hard floors		-281

VALID COMBINATIONS

Model: 2776	
Base: 5F	Gas stem: 4FL, ON-4FH, D, E
Base: 5G	Gas stem: 4FL, ON-4FH, D, E
Model: 2876 & 2686	
Base 5F:	Gas stem: 4FL
Base 5G	Gas stem: 4FL, ON-4FH, D, E


Item no	Description	Accessories/option	Item no	Description	Accessories/option
AR2520	Armrest 8E ESD pair (black). Adjustable in height, depth & width. Height of armrest above seat 190-290 mm		FO204	Footring 6F, black, Ø455 mm	
LI2742	Gas stem ON-4FH Black Seat height 459-607 mm		FB227	Base 5F Polished, Ø590 mm, polished aluminium	
LI219	Gas stem D (Chrome) Seat height 500-675 mm		FB229	Base 5G Black, Ø630 mm, black lacquered aluminium	
LI220	Gas stem E (Chrome) Seat height 595-840 mm		FB230	Base 5G Polished, Ø630 mm, polished aluminium	
LI206	Gas stem 4FL (Chrome) Seat height 365-445 mm				

User Instruction RH Activ

Check out our user guide, explaining how each of the unique functions are adjusted. <https://www.youtube.com/watch?v=hexc6goUiM4>


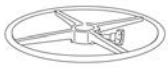



RH Activ ESD Cleanroom

- Work chair for cleanroom environment designed to deflect static electricity, release a minimum of particles and easy to clean
- Seat medium Cleanroom: width 440 mm, depth 430 mm (seatslide 55 mm)
- Seat height: 395-525 mm (B Chrome)
- Base in black lacquered aluminium (5F) and free wheeling ESD castors 7FM (metal)
- Upholstered in black antistatic vinyl
- Approved according to ISO Class 4.
- Certified in accordance to: EN 1335, BS5459, Möbelfakta, EPD ISO 14025, GREENGUARD GOLD, IEC 61340 (ESD)

Item no	Base model +	Price Group (PG)	Price
2874	RH Activ 220 ESD Cleanroom <ul style="list-style-type: none"> • Backrest large ESD Cleanroom: width 370 mm, height 430 mm • Weight: 13,6 kg 		10 200
Accessories/Options/Surcharges:			
AR2520	Armrest 8E ESD Black, pair. Adjustable in height, depth & width		2 123
LI2742	Gas stem ON-4FH Black		0
LI206	Gas stem 4FL (Chrome)		0
LI219	Gas stem D (Chrome)		70
LI220	Gas stem E (Chrome)		224
FO204	Footring 6F, black, Ø455 mm		851
FB227	Base 5F, polished aluminium, Ø590 mm		853
FB229	Base 5G, black lacquered aluminium, Ø630 mm		181
FB230	Base 5G polished aluminium, Ø630 mm		1 035
CA219	Castors, antistatic, for hard floors		- 281

VALID COMBINATIONS

Model: 2874	
Base: 5F	Gas stem: 4FL
Base: 5G	Gas stem: 4FL, ON-4FH, D, E


Item no	Description	Accessories/option	Item no	Description	Accessories/option
AR2520	Armrest 8E ESD pair (black). Adjustable in height, width & rotatable. Height of armrest above seat 190-290 mm		FO204	Footring 6F, black, Ø455 mm	
LI2742	Gas stem ON-4FH Black Seat height 459-607 mm		FB227	Base 5F Polished, Ø590 mm, polished aluminium	
LI219	Gas stem D (Chrome) Seat height 515-690 mm		FB229	Base 5G Black, Ø630 mm, black lacquered aluminium	
LI220	Gas stem E (Chrome) Seat height 605-855 mm		FB230	Base 5G Polished, Ø630 mm, polished aluminium	
LI206	Gas stem 4FL (Chrome) Seat height 375-465 mm				

User Instruction RH Activ

Check out our user guide, explaining how each of the unique functions are adjusted. <https://www.youtube.com/watch?v=hexc6goUiM4>








RH Activ Cleanroom

- Work chair for cleanroom environment, designed to release a minimum of particles and easy to clean
- Seat medium Cleanroom: width 440 mm, depth 430 mm (seatslide 55 mm)
- Seat height: 395-525 mm (B Black)
- Base in black lacquered aluminium (5F) and castors for hard floors
- Upholstered in black antistatic vinyl
- Approved according to ISO Class 4 and ISO Class 5.
- Certified in accordance to: EN 1335, BS5459, Möbelfakta, EPD ISO 14025, GREENGUARD GOLD, ISO Class 4

Item no	Base model +	Price Group (PG)	Price
2873	RH Activ 220 Cleanroom <ul style="list-style-type: none"> • Backrest large Cleanroom: width 370 mm, height 430 mm • Weight: 13,6 kg 		8 322
Accessories/Options/Surcharges:			
AR2535	Armrest 8S Black, pair. Adjustable in height, width & rotatable		1 583
AR2510	Armrest 8E Black, pair. Adjustable in height, depth & width		1 658
AR2515	Armrest 8E Black, pair. Armrest top in leather (black). Adjustable in height, depth & width		2 442
LI230	Gas stem B Silver		0
LI235	Gas stem D Black		70
LI237	Gas stem E Black		224
LI236	Gas stem E Silver		224
LI228	Gas stem 4FL Black		0
FO204	Footring 6F, black, Ø455 mm		851
FB225	Base 5F, silver lacquered aluminium, Ø590 mm		0
FB227	Base 5F, polished aluminium, Ø590 mm		853
FB229	Base 5G, black lacquered aluminium, Ø630 mm		181
FB228	Base 5G, silver lacquered aluminium, Ø630 mm		181
FB230	Base 5G polished aluminium, Ø630 mm		1 035
FB210	Base 5N, polished steel Ø540 mm. For castors 7HN, 7D or 7G. Increases seat height by 25 mm		303
CA205	Castors for soft floors, Ø50 mm, black		0
CA206	Castors for hard floors, black Ø50 mm		0
CA211	Castors 7D, carpeted floors, Ø50 mm. For base 5N		0
CA207	Castors 7G, locks automatically when seated, Ø50 mm		281
CA212	Castors 7HN for hard floors, Ø50 mm. For base 5N		0
CA208	Plastic glide 7K		0

VALID COMBINATIONS

Model: 2873	
Base: 5F	Gas stem: 4FL, B
Base: 5G	Gas stem: 4FL, B, D, E

Item no	Description	Accessories/option	Item no	Description	Accessories/option
AR2535	Armrest 8S pair (black). Adjustable in height, width & rotatable. Height of armrest above seat 190-290 mm		AR2510	Armrest 8E pair (black). Adjustable in height, depth & width. Height of armrest above seat 190-290 mm	
FO204	Footring 6F, black, Ø455 mm		AR2515	Armrest 8E pair (black). Upholstered armrest top black leather. Adjustable in height, depth & width. Height of armrest above seat 190-290 mm	
LI230	Gas stem B Silver Seat height 395-525 mm		FB229	Base 5G Black, Ø630 mm, black lacquered aluminium	
LI235	Gas stem D Black Seat height 500-675 mm		FB228	Base 5G Silver, Ø630 mm, silver lacquered aluminium	
LI237	Gas stem E Black Seat height 595-840 mm		FB230	Base 5G Polished, Ø630 mm, polished aluminium	
LI236	Gas stem E Silver Seat height 595-840 mm		FB210	Base 5N - Ø540 mm, polished steel	
LI228	Gas stem 4FL Black Seat height 365-445 mm				

User Instruction RH Activ

Check out our user guide, explaining how each of the unique functions are adjusted. <https://www.youtube.com/watch?v=hexc6goUiM4>

Footform

Certified in accordance to: GS

Item no	Base model +	Price Group (PG)	Price
FF-DU-8-34	Dual Footform. Height 4-17 cm (low) / 17-30 cm (high); platform 45x33,5 cm (wxd); max. size 43x45x39 cm (hxwxd)		2941
FF-ST-8-21	Standard Footform. Height 4-17 cm; platform 45x33,5 cm (wxd); max. size 43x45x39 cm (hxwxd)		2638

Spare parts

Spareparts RH Axia Exclusive (seat and back pads), RH Secur24 & RH Focus. Please contact our Customer Service for information

Item no	Neckrest	Price
740500-1	Neckrest RH Logic 200 Silver in fabric. Adjustable in height & depth	904
740550-1	Neckrest RH Logic 200 Silver in leather. Adjustable in height & depth	1 285
740500-2	Neckrest RH Logic 200 Black in fabric. Adjustable in height & depth	904
740550-2	Neckrest RH Logic 200 Black in leather. Adjustable in height & depth	1 358
740504	Neckrest pad RH Logic 200 in fabric	813
740554	Neckrest pad RH Logic 200 in leather	992
15022	Neckrest RH Logic 400 in fabric/C.O.M. Adjustable in height & depth	967
15032	Neckrest RH Logic 400 in leather. Adjustable in height & depth	1 454
100091	Neckrest cover RH Logic 400	125
730006-1	Neckrest RH Mereo in fabric/C.O.M Silver (only for 8211, 8311). Adjustable in height, depth and angle	1 033
730006-2	Neckrest RH Mereo in fabric/C.O.M Black (only for 8312, 8212). Adjustable in height, depth and angle	1 033
730006-3	Neckrest RH Mereo Silver Grey in fabric/C.O.M (only for 8213, 8313). Adjustable in height, depth and angle	1 046
730016-1	Neckrest RH Mereo in leather Silver (only for 8211, 8311). Adjustable in height, depth and angle	1 260
730016-2	Neckrest RH Mereo in leather Black (only for 8312, 8212). Adjustable in height, depth and angle	1 260
730016-3	Neckrest RH Mereo Silver Grey in leather(only for 8213, 8313). Adjustable in height, depth and angle	1 280
272601	Headrest RH Axia 2.0	2 049
272602	Headrest RH Axia Exclusive	
100023	Neckrest RH Extend. Upholstered in Xtreme 009. Adjustable in height & depth	1 494
100023-01	Neckrest RH Extend in fabric/C.O.M. Adjustable in height & depth	1 870
100023-02	Neckrest RH Extend in leather. Adjustable in height & depth	2 012
100026	Neckrest pad RH Extend	603
15041	Neckrest Cassette for RH Logic 300 & Extend 100/200	85
272600	Headrest RH Focus	1 881

Item no	Backrest pads	①	②	③	④	⑤	⑥	⑦	Price
740206	Backrest pad RH Logic 200. From 2019	2 423	2 445	2 467	2 555	2 709	2 979	3 486	
740273	Backrest pad RH Logic Elite 200. From 2022	2 786	2 811	2 838	2 939	3 114	3 426	4 009	
740203	Backrest pad RH Logic 220. From 2019	3 030	3 057	3 087	3 193	3 384	3 725	4 358	
740271	Backrest pad RH Logic Elite 220. From 2022	3 484	3 515	3 550	3 672	3 893	4 284	5 011	
740204	Backrest RH Logic 200 (complete) From 2019	3 561	3 594	3 630	3 755	3 981	4 377	5 123	
740272	Backrest RH Logic Elite 200 (complete). From 2022	4 094	4 131	4 174	4 319	4 579	5 033	5 889	
740200	Backrest RH Logic 220 (complete) From 2019	4 167	4 205	4 249	4 397	4 659	5 126	5 996	
740270	Backrest RH Logic Elite 220 (complete). From 2022	4 792	4 837	4 886	5 056	5 358	5 894	6 896	
10031	Back pad RH Logic 300. From 2006	1 350	1 406	1 481	1 747	2 060	3 223	3 770	
10044	Backrest pad RH Logic 300 Elite. From 2016	2 080	2 139	2 217	2 481	2 792	3 961	4 634	
10032	Backrest pad RH Logic 300 Comfort. From 2006	2 080	2 139	2 217	2 481	2 792	3 961	4 634	

Item no	Backrest pads	①	②	③	④	⑤	⑥	⑦	Price
10001	Backrest pad RH Logic 400. From 2005	2 959	3 058	3 164	3 501	3 919	5 259	6 151	
10021	Backrest pad RH Logic 400 Comfort. From 2005	3 916	4 015	4 119	4 456	4 877	6 213	7 269	
10023	Backrest pad RH Logic 400 Elite. From 2016	3 916	4 015	4 119	4 456	4 877	6 213	7 269	
730003	Backrest RH Mereo 200 black plastic (complete) From 2013	1 753	1 766	1 790	1 849	1 961	2 156	2 522	
730002	Backrest RH Mereo 220 black plastic (complete) From 2013	1 942	1 959	1 978	2 047	2 173	2 389	2 796	
730004-2	Backrest RH Mereo 300 black plastic (complete) From 2019	2 259	2 279	2 303	2 382	2 523	2 776	3 248	
730003-3	Backrest RH Mereo 200 grey plastic (complete) From 2019	1 869	1 884	1 906	1 971	2 089	2 297	2 688	
730002-3	Backrest RH Mereo 220 grey plastic (complete) From 2019	2 107	2 127	2 148	2 222	2 355	2 591	3 031	
730004-3	Backrest RH Mereo 300 grey plastic (complete) From 2019	2 156	2 175	2 199	2 273	2 410	2 651	3 102	
270601	Back RH Axia 2.1	1 465	1 526	1 584	1 796	2 092		3 132	
270602	Back RH Axia 2.2	2 659	2 718	2 801	3 096	3 367		4 679	
270603	Back RH Axia 2.3 (complete)	3 284	3 345	3 415	3 722	4 159		6 066	
270604	Back RH Axia 2.4	3 874	3 945	4 040	4 360	4 691		6 356	
270606	Back RH Axia Exclusive complete	5 618	5 732	5 870	5 997	6 801	7 881	9 225	
270604-10	Back RH Axia 2.4 w/headrest	5 980	6 051	6 145	6 465	6 794		8 461	
270605	Back RH Axia 2.5 Netweave (complete)								3 088
100036	Backrest pad RH Activ Medium. From 2011	849	902	937	1 040	1 163	1 769	2 070	
100034	Backrest pad RH Activ Large. From 2011	1 362	1 412	1 448	1 552	1 673	2 278	2 666	
1850026	Backrest pad RH Extend Medium. From 2008	1 132	1 179	1 224	1 428	1 764	2 496	2 922	
1860026	Backrest pad RH Extend Large. From 2008	1 619	1 671	1 712	1 914	2 253	3 519	4 115	
111002	Backrest pad RH17	711	753	788	884	992	1 532	1 792	

- For options on pads, see each chair model.
- Complete = Pad + Shell

Item no	Upholst. backshell RH Logic	①	②	③	④	⑤	⑥	⑦	
740207	Upholstered backshell RH Logic 200. From 2019	2 477	2 498	2 522	2 611	2 768	3 041	3 560	
740202	Upholstered backshell RH Logic 220. From 2019	2 477	2 498	2 522	2 611	2 768	3 041	3 560	

Item no	Seat pads	①	②	③	④	⑤	⑥	⑦	
740101	Seat pad RH Logic 200. From 2019	2 175	2 193	2 216	2 293	2 431	2 673	3 129	
740103	Seat pad XL RH Logic 200. From 2019	3 566	3 599	3 636	3 763	3 987	4 373	5 117	
740125	Seatpad RH Logic Elite 200. From 2022	2 501	2 522	2 550	2 636	2 798	3 073	3 597	
740127	Seatpad RH Logic Elite 200 XL. From 2022	4 100	4 139	4 181	4 326	4 586	5 029	5 883	
20002	Seat pad RH Logic 400. From 2008	2 010	2 092	2 189	2 461	2 804	3 984	4 661	
20022	Seat pad RH Logic 400 Comfort. From 2008	2 555	2 640	2 735	3 009	3 351	4 531	5 303	
20023	Seat pad RH Logic 400 Elite. From 2016	2 555	2 640	2 735	3 009	3 351	4 531	5 303	

Item no	Seat pads	①	②	③	④	⑤	⑥	⑦
20037	Seat pad RH Logic 400 XL. From 2008	3 517	3 599	3 694	3 967	4 308	5 489	6 423
20038	Seat pad RH Logic 400 XL Comfort. From 2008	4 060	4 146	4 235	4 511	4 855	6 036	7 063
20039	Seat pad RH Logic 400 XL Elite. From 2016	4 060	4 146	4 235	4 511	4 855	6 036	7 063
730110	Seat pad RH Mereco. From 2013	1 876	1 892	1 909	1 977	2 097	2 305	2 696
730114	Seat pad RH Mereco XL	2 778	2 801	2 826	2 928	3 105	3 414	3 993
271601	Seat RH Axia 2.0 standard (from 2020)	1 868	1 963	2 045	2 246	2 528		3 663
271607	Seat RH Axia 2.0 std	1 597	1 666	1 735	1 965	2 263	2 918	3 423
271602	Seat RH Axia 2.0 XL (from 2020)	2 741	2 847	2 895	3 096	3 367		4 643
271603	Seat RH Axia Exclusive	3 688	3 791	3 837	4 101	4 136	5 066	5 928
2850025	Seat pad RH Extend. From 2008	1 881	1 926	1 963	2 167	2 504	3 242	3 793
2860025	Seat pad RH Extend XL. From 2012	3 075	3 126	3 160	3 363	3 701	4 441	5 195
200018	Seat RH Activ Medium (complete) From 2011	1 405	1 456	1 490	1 593	1 716	2 320	2 715
200019	Seat RH Activ Large (complete) From 2011	1 865	1 916	1 955	2 058	2 180	2 785	3 258
200020	Seat RH Activ Medium Cashier (complete) From 2011	2 166	2 216	2 250	2 353	2 478	3 080	3 607
25500	Seat RH7 Limpan (complete)	1 617	1 660	1 697	1 790	1 899	2 441	2 855
26000	Seat RH8 Sadel (complete)	1 947	1 988	2 021	2 119	2 225	2 767	3 237
26500	Seat RH9 Taburett (complete)	1 675	1 718	1 755	1 846	1 955	2 497	2 923

- For options on pads, see each chair model.
- Complete = Pad + Shell

Item no	Gas stem	Price
143201-1A	Gas stem A Black	1 144
143201-2A	Gas stem A Silver	1 144
143201-7024	Gas stem A Grey (RAL 7024)	1 144
143206-3A	Gas stem B Black	1 035
143206-2A	Gas stem B Silver	1 035
143202-3A	Gas stem D Black	1 344
143202-2A	Gas stem D Silver	1 344
143204-3A	Gas stem E Black	1 486
143204-2A	Gas stem E Silver	1 486
42000-1	Gas stem 4FL Black	1 325
520001-05	Gas stem 4Q Black	1 507
520001	Gas stem 4Q Silver	1 507
730403-2	Gas stem 4T Black	1 463
730403-1	Gas stem 4T Silver	1 463
730404-2	Gas stem 4T NPR Black	1 463
730404-1	Gas stem 4T NPR Silver	1 463

- For seat heights, see section Physical measurements.

Item no	Armrests	Price
740400-1	Armrest 8L Silver pair. Armrest top in TPU (black). Adjustable in height, depth, width & turnable	1 479
740480-1	Armrest 8L Silver right. Armrest top in TPU (black). Adjustable in height, depth, width & turnable	742
740482-1	Armrest 8L Silver left. Armrest top in TPU (black). Adjustable in height, depth, width & turnable	742
740401-1	Armrest 8L Silver pair. Armrest top in black leather (black). Adjustable in height, depth, width & turnable.	2 283
740484-1	Armrest 8L Silver right. Armrest top in black leather (black). Adjustable in height, depth, width & turnable	1 144
740486-1	Armrest 8L Silver left. Armrest top in black leather (black). Adjustable in height, depth, width & turnable	1 144
740406-1	Armrest 8L XL Silver pair. Armrest top in leather (black). Adjustable in height, depth, width & turnable	3 645
740481-1	Armrest 8L XL Silver right. Armrest top in leather (black). Adjustable in height, depth, width & turnable	1 824
740483-1	Armrest 8L XL Silver left. Armrest top in leather (black). Adjustable in height, depth, width & turnable	1 824
740400-2	Armrest 8L pair. Armrest top in TPU (black). Adjustable in height, depth, width & turnable. From 2019	1 479
740480-2	Armrest 8L right. Armrest top in TPU (black). Adjustable in height, depth, width & turnable. From 2019	742
740482-2	Armrest 8L left. Armrest top in TPU (black). Adjustable in height, depth, width & turnable. From 2019	742
740401-2	Armrest 8L Black pair. Armrest top in black leather (black). Adjustable in height, depth, width & turnable. From 2019	2 283
740484-2	Armrest 8L right. Armrest top in black leather (black). Adjustable in height, depth, width & turnable. From 2019	1 144
740486-2	Armrest 8L left. Armrest top in black leather (black). Adjustable in height, depth, width & turnable. From 2019	1 144
740406-2	Armrest 8L XL Black pair. Armrest top in leather (black). Adjustable in height, depth, width & turnable	3 645
740481-2	Armrest 8L XL Black right. Armrest top in leather (black). Adjustable in height, depth, width & turnable	1 824
740483-2	Armrest 8L XL Black left. Armrest top in leather (black). Adjustable in height, depth, width & turnable	1 824
740462-2	Armrest traverse Black. To supplement with armrest at a later stage. From 2019	648
8300130-02	Armrest 8S pair (black). Adjustable in height, width & rotatable	1 583
8300135-02	Armrest 8S right (black). Adjustable in height and width. Rotating.	791
8300136-02	Armrest 8S left (black). Adjustable in height, width & rotatable	791
8300230-02	Armrest 8S XL pair (black). Upholstered armrest top in black leather. Adjustable in height, width & rotatable	3 358
8300235-02	Armrest 8S XL right (black). Upholstered armrest top in black leather. Adjustable in height, width & rotatable	1 679
8300236-02	Armrest 8S XL left (black). Upholstered armrest top in black leather. Adjustable in height, width & rotatable	1 679
8700130-02	Armrest 8E pair (black). Adjustable in height, depth & width	1 658
8700135-02	Armrest 8E right (black). Adjustable in height, depth & width.	830
8700136-02	Armrest 8E left (black). Adjustable in height, depth & width.	830
8700280-02	Armrest 8E pair (black). Upholstered armrest top black leather. Adjustable in height, depth & width	2 442
8700285-02	Armrest 8E right (black). Upholstered armrest top black leather. Adjustable in height, depth & width.	1 220
8700286-02	Armrest 8E left (black). Upholstered armrest top black leather. Adjustable in height, depth & width.	1 220
8700420	Armrest 8E ESD pair (black). Adjustable in height, depth & width	2 123
8700425	Armrest 8E ESD right (black). Adjustable in height, depth & width.	1 063
8700426	Armrest 8E ESD left (black). Adjustable in height, depth & width.	1 063
730019-1	Armrest 8T Silver pair. Adjustable in height, depth, width & turnable	1 349
730011-1	Armrest 8T right Silver. Adjustable in height, depth, width & turnable. From 2019	675
730009-1	Armrest 8T left Silver Adjustable in height, depth, width & turnable. From 2019	675
730031-1	Armrest 8T XL Silver pair. Adjustable in height, depth, width & turnable	3 318
730032-1	Armrest 8T XL Silver right. Adjustable in height, depth, width & turnable	1 660

Item no	Armrests	Price
730033-1	Armrest 8T XL Silver left. Adjustable in height, depth, width & turnable	1 660
730030-1	Armrest traverse Silver. To supplement with armrests at a later stage	611
730019-2	Armrest 8T Black pair. Adjustable in height, depth, width & turnable	1 349
730011-2	Armrest 8T right Black. Adjustable in height, depth, width & turnable. From 2019	675
730009-2	Armrest 8T left Black. Adjustable in height, depth, width & turnable. From 2019	675
730031-2	Armrest 8T XL Black pair. Adjustable in height, depth, width & turnable	3 318
730032-2	Armrest 8T XL Black right . Adjustable in height, depth, width & turnable	1 660
730033-2	Armrest 8T XL Black left. Adjustable in height, depth, width & turnable	1 660
730030-2	Armrest traverse Black. To supplement with armrests at a later stage	611
730019-3	Armrest 8T Silver Grey pair. Adjustable in height, depth, width & turnable	1 391
730011-3	Armrest 8T right Silver Grey. Adjustable in height, depth, width & turnable. From 2019	696
730009-3	Armrest 8T left Silver Grey. Adjustable in height, depth, width & turnable. From 2019	696
730031-3	Armrest 8T XL Silver Grey pair. Adjustable in height, depth, width & turnable	3 416
730032-3	Armrest 8T XL Silver Grey right. Adjustable in height, depth, width & turnable	1 709
730033-3	Armrest 8T XL Silver Grey left. Adjustable in height, depth, width & turnable	1 709
730030-3	Armrest traverse Silver Grey. To supplement with armrests at a later stage	618
ON-8N-ZW	Armrest 8N Multi pair (black)	1 749
ON-8N-ZW-X	Armrest 8N Multi XL pair (black) Upholstered armrest top in black leather.	3 450
ON-8N-AP	Armrest 8N Multi pair (polished)	1 749
ON-8K-ZW	ON-8K-ZW 24/7 multi-armrests black coated (standard)	1 864
ON-8K-ZW-X	ON-8K-ZW-X 24/7 XL-armrests black coated with black leather top	3 449
ON-8SC-ZW	8SC armrest black coated, pair	1 949
ON-8SC-ZW-X	8SC XL armrests, black coated with black leather top, pair	3 535

NOTE!

- Chairs delivered after October 2018 have new armrest locking screw. Please check delivery date of your chair before ordering.
- Armrest 8L, pair - includes travers

Item no	Footbase	Price
510016-02	Base 5F Black, Ø590 mm, black lacquered aluminium	949
510016-01	Base 5F Silver, Ø590 mm, silver lacquered aluminium	949
510016-03	Base 5F Polished, Ø590 mm, polished aluminium	1 819
510015-02	Base 5G Black, Ø630 mm, black lacquered aluminium	997
510015-01	Base 5G Silver, Ø630 mm, silver lacquered aluminium	997
510015-03	Base 5G Polished, Ø630 mm, polished aluminium	1 907
56400	Base 5N - Ø540 mm, polished steel, for castors 7HN, 7D or 7G increases seat height 25 mm	1 178
740118-2	Base 5T Black, Ø680 mm, black lacquered aluminium	1 034
740118-1	Base 5T Silver, Ø680 mm, silver lacquered aluminium	1 034
740118-3	Base 5T Polished, Ø680 mm, polished aluminium	1 852
510013-02	Base 5X Black, Ø660 mm, black lacquered aluminium	1 170

Item no	Footbase	Price
510013-01	Base 5X Silver, Ø660 mm, silver lacquered aluminium	1 170
510013-03	Base 5X Polished, Ø660 mm, polished aluminium	2 102

Item no	Castors	Price
125108	Castors for hard floors, Ø50 mm, black	103
125104	Castors for soft floors, Ø50 mm, black	103
7110050	Castors 7D for carpeted floors, Ø50 mm. For base 5N	109
72400	Castor Ø50 mm 7FM free wheeling ESD castors (metal)	232
71400	Castor 7G, locks automatically when seated, Ø50 mm	181
7110060	Castors 7HN for hard floors, Ø50 mm. For base 5N (only for 2772, 2782)	141
125115	Castors, Antistatic, for hard floors	168
125178	Castors for soft floors, Ø65 mm, black	103
125177	Castors Ø65 mm, for hard and soft floors, black	103
125177-D	Castors Ø65 mm, for hard and soft floors, grey	103
122181810	Dual wheel castor 65/25 Soft for hard floors. Brake when unloaded	124
122180810	Dual wheel Castor, 65/25 Hard Brake for soft floors	132
71810	Plastic glide 7K	109
ON-7UK	Plastic glide ON-7UK	96

Item no	Miscellaneous	Price
150012-06	Lumbar pump bulb for RH Logic 300 & 400	257
9990000	Gas stem remover	742

Item no	Ungrouped	Price
63100-01	Footring 6F, Black, Ø455 mm	851

Standard Fabric & Colour Collection

10 year guarantee as standard or 5 year guarantee on 24/7 use.

The Standard Fabric & Colour Collection is our collection of fabrics, leathers and other materials.

The collection has been designed to bring out the best visual and functional qualities of these materials. All fabrics and leathers in our Standard collection are of excellent quality. We offer short delivery times, a wide range and all our materials comply with strict environmental requirements.

Maintenance: To maintain fabrics and leather, please vacuum with a furniture brush or use a clean cloth or sponge slightly dampened with clean lukewarm water. Delivery time from factory is approx 20 working days from receipt of order confirmation.

NOTE! Some fabrics in our Collections may not be approved for all RH chairs, please contact our Customer Service for more information.

CURA LOOP (GABRIEL) - PRICE GROUP 1

Cura Loop is a two-coloured fabric made from 100% recycled polyester textile waste. It has a matt, slightly irregular and natural-looking texture where the dark, underlying grey fibers create a discreet yet vibrant melange effect. It's high durability, stretchability and soft, voluminous touch makes Cura Loop versatile in use for most type of furniture and environments.

Composition: 100% post-consumer/post -industrial recycled polyester

Weight: 420 g/lm

Abrasion resistance: 100 000 Martindale (EN ISO 12947-2)

Flammability: BS EN 1021: 1-2, 5852 Crib 5 (on request)*, CA TB 117-2013, DIN EN 13501-1 B-s1,d0, Class Uno UNI9175 Class 1 | EMME, ASTM E 84 Class I (Unadhered)

Light fastness: 6-8 (EN ISO 105 - B02)

Rubbing fastness: 4-5/4-5 (Wet/Dry) (EN ISO 105X12)

Pilling: 4-5 (EN ISO 12945-2)


Environmental facts: EU Ecolabel, Oeko-Tex® Standard 100, Contains no flame retardant chemicals, ISO 14001 certified company

Design: Cenk Kivrikoglu

Produced in: Lithuania

Cleaning: Wash or dry cleaning, Can be disinfected with ethanol and is bleach-cleanable (For further info follow Gabriel's cleaning guidelines – www.gabriel.dk)

*Requires chemical treatment to meet Crib 5 standard. Must be specifically requested when ordering. Additional cost and lead time apply.



CLP60999

CLP66165

CLP61168

CLP60110

CLP60109

XTREME (CAMIRA) - PRICE GROUP 1

Xtreme is a crepe fabric made from 100% post-consumer recycled polyester that features exceptional Euro flammability performance. Extra stretch and structure gives an irregular, shiny finish.

Composition: 100% post-consumer recycled polyester

Weight: 310 g/m²

Abrasion resistance: >100 000 Martindale (EN ISO 12947-2)

Flammability: BS EN 1021: 1-2 (Cigarette & match), BS 7176 Low & Medium Hazard, BS 5852 Section 4 Crib 5, DIN 4102 B1, UNI 9175 Class 1 IM, NF D 60-013

Light fastness: 6 (EN ISO 105 - B02: 2013)

Rubbing fastness: 4/4 (Wet/Dry) (EN ISO 105X12)

Pilling: 5 (EN ISO 12945-2)

Environmental facts: EU Ecolabel, Oeko-Tex® Standard 100, Indoor Advantage™ "Gold", non metallic dyestuffs, ISO 14001 certified company.

Design: Camira Design Studio

Produced in: United Kingdom

Cleaning & disinfection: Washable to 60°C and bleach cleanable (For further info follow Camira's cleaning guidelines – www.camirafabrics.com)



EXR009

EXR081

EXR145

SELECT (GABRIEL) - PRICE GROUP 2

Select is a classic woolen fabric with a tightly woven relief structure, combining excellent softness, stretch and durability. Its rich texture with the interplay of light and shadow add depth in all the colours in the palette.

Composition: 85% New Zealand wool, 15% polyamide

Weight: 510 g/lm

Abrasion resistance: 200 000 Martindale (EN ISO 12947-2)

Flammability: BS EN 1021: 1-2, BS 5852 0&1, BS5852 Crib 5, CA TB 117-2013, IMO MSC 307(88) Annex 1 part 8/MED registration IMO

Light fastness: 5-8 (EN ISO 105 - B02)

Rubbing fastness: 4-5/4-5 (Wet/Dry) (EN ISO 105X12)

Pilling: 4 (EN ISO 12945-2)

Environmental facts: EU Ecolabel, Oeko-Tex® Standard 100, 100% free of heavy metals, ISO 14001 certified company

Design: Cenk Kivrikoglu

Produced in: Lithuania

Cleaning: Professional dry cleaning (For further info follow Gabriel's cleaning guidelines - www.gabriel.dk)



TONAL (GABRIEL) - PRICE GROUP 2

Tonal is a post-consumer recycled polyester fabric in a two-coloured melange. It has a discreet textured look with a fusion of light and dark tones adding depth to the colours.

Composition: 99% post-consumer recycled polyester, 1% polyester

Weight: 315 g/lm

Abrasion resistance: 100 000 Martindale (EN ISO 12947-2)

Flammability: BS EN 1021: 1-2, BS 476 Part 7 class 1, CA TB 117-2013, ASTM E 84 Class I

Light fastness: 6-8 (EN ISO 105 - B02)

Rubbing fastness: 4-5/4-5 (Wet/Dry) (EN ISO 105X12)


Pilling: 4-5 (EN ISO 12945-2)

Environmental facts: EU Ecolabel, Oeko-Tex® Standard 100, Contains no Flame Retardant chemicals, ISO 14001 certified company

Design: Cenk Kivrikoglu

Produced in: Lithuania

Cleaning: Wash or dry cleaning, Can be disinfected with ethanol and is bleach-cleanable (For further info follow Gabriel's cleaning guidelines - www.gabriel.dk)



CAPTURE (GABRIEL) - PRICE GROUP 3

Capture is a lightly felted and multi-coloured wool fabric combining softness, stretch and strenght. It fuses light and dark colours to a refined melange pattern in subtle nuances, which add richness and depth to the design.

Composition: 85% New Zealand wool, 15% polyamide

Abrasion resistance: 200.000 Martindale (EN ISO 12947-2)

Flammability: BS EN 1021: 1-2 (Cigarette & match), BS 5852 Crib 5 (on request)*, BS 5852 Part 1 0,1 (Cigarette & match), CA TB 117-2013, Class Uno UNI 9175 Class 1 IM

Light fastness: 5-7 (EN ISO 105-B02)

Rubbing fastness: 4-5/4-5 (Wet/Dry) (EN ISO 105X12)

Pilling: 4-5 (EN-ISO 12945-2)


Environmental facts: EU Ecolabel, Oeko-Tex® Standard 100, 100% free of heavy metals, ISO 14001 certified company

Design: Cenk Kivrikoglu

Produced in: Lithuania

Cleaning: Professional dry cleaning (For further info follow Gabriel's cleaning guidelines - www.gabriel.dk)

*Requires chemical treatment to meet Crib 5 standard. Must be specifically requested when ordering. Additional cost and lead time apply.



GAJA CLASSIC (GABRIEL) - PRICE GROUP 3

A classic crépe structured fabric in pure new wool. Finishing treatment gives a soft surface. It has a wide colour range in both subdued and strong colours.

Composition: 100% pure new wool

Weight: 530 g/lm

Abrasion resistance: 50 000 Martindale (EN ISO 12947-2)

Flammability: BS EN 1021: 1-2 (Cigarette & match), BS 5852 0&1 (Cigarette & match), BS 5852 Crib 5, Calif. Bull. 117-2013, IMO A.652 (16), UNI 9175 Class 1 IM, BS 476 Part 7 Class 1 I

Light fastness: 5-7 (EN ISO 105-B02)

Rubbing fastness: 4-5/4-5 (Wet/Dry) (EN ISO 105X12)


Pilling: 4-5 (EN ISO 12945-2)

Environmental facts: EU Ecolabel, Free of heavy metals, Oeko-Tex® Standard 100, ISO 14001 certified company

Design: Dorte Bo Bojesen

Produced in: Lithuania

Cleaning: Professional dry cleaning (For further info follow Gabriel's cleaning guidelines - www.gabriel.dk)



MAINLINE FLAX (CAMIRA) - PRICE GROUP 3

Main Line Flax is made from a 75/25 wool flax blend, then fibre dyed to create a mixture coloured yarn. The yarns are woven into solids and cross-colours giving a tweed like look and a delicate touch. The combination of wool and flax also creates an inherently flame retardant fabric all based on natural sources.

Composition: 75% Virgin Wool, 25% Flax

Abrasion resistance: > 50 000 Martindale (EN ISO 12947-2)

Flammability: BS EN 1021: 1-2 (Cigarette & match), BS 7176 Low & Medium Hazard, BS 5852 Crib 5, CA TB 117-2013, IMO FTP Code (Part 8), UNI 9175 Classe 1 IM

Light fastness: 5 (EN ISO 105-B02)

Rubbing fastness: 3/4 (Wet/Dry) (EN ISO 105X12)

Pilling: 4 (EN ISO 12945-2)

Environmental facts: EU Ecolabel, Indoor Advantage™ "Gold", Free of heavy metals, ISO 14001 certified company, Rapidly renewable and compostable

Design: Camira Design Studio

Produced in: United Kingdom

Cleaning: Professional dry cleaning (For further info follow Camira's cleaning guidelines - www.camirafabrics.com)



MLF032

MLF002

MLF020

OCEANIC (CAMIRA) - PRICE GROUP 3

Oceanic is made from 100 % post-consumer recycled polyester yarn where 90% are created from post-consumer plastic bottles diverted from landfill and 10% is upcycled marine plastic (from marine litter). It is a fabric born out of the SEAQUAL Initiative designed to combat marine plastic pollution and achieve a waste free environment. Oceanic has a two coloured diagonal structure with a matte surface and soft touch.

Composition: 100 % post-consumer recycled polyester, including 50% SEAQUAL yarn

Weight: 497 g/m² ±5%

Abrasion resistance: >100 000 Martindale (EN ISO 12947-2)

Flammability: BS EN 1021: 1-2 (Cigarette & match), BS 7176 Low, BS 7176 Medium Hazard with EnviroFlam5, CA TB 117-2013

Light fastness: 5 (EN ISO 105 - B02: 2013)

Rubbing fastness: 4/4 (Wet/Dry) (EN ISO 105X12)


Pilling: 4 (EN ISO 12945-2)

Environmental facts: EU Ecolabel, Oeko-Tex® Standard 100, Indoor Advantage™ "Gold", non metallic dyestuffs, ISO 14001 certified company.

Design: Camira Design Studio

Produced in: United Kingdom

Cleaning & disinfection: Washable at 60 ° C and bleach cleanable (For further info follow Camira's cleaning guidelines - www.camirafabrics.com)



OCI001

OCI008

OCI014

OCI012

OCI011

PARCEL LOOP (GABRIEL) - PRICE GROUP 3

Parcel Loop is made from 100% post-consumer/post-industrial recycled polyester, combining recycled textile waste from customers and from used plastic bottles. It has a matt, multi-directional texture in a subtle colour-shifting colour mix. Its softness combined with high durability makes it suitable for all types of furniture in the works space.

Composition: 100% post-consumer/post-industrial recycled polyester

Weight: 480 g/lm

Abrasion resistance: 100 000 Martindale (EN ISO 12947-2)

Flammability: BS EN 1021: 1-2, BS 5852 Crib 5 (on request)* CA TB 117-2013, ASTM E 84 Class I (Unadhered)

Light fastness: 6-8 (EN ISO 105 - B02)

Rubbing fastness: 4-5/4-5 (Wet/Dry) (EN ISO 105X12)

Pilling: 4-5 (EN ISO 12945-2)

Environmental facts: EU Ecolabel, Oeko-Tex® Standard 100, Contains no flame retardant chemicals, ISO 14001 certified company

Design and colours: Cenk Kivrikoglu/ Luisa Allegri

Produced in: Lithuania

Cleaning: Wash or dry cleaning, Can be disinfected with ethanol and is bleach-cleanable (For further info follow Gabriel's cleaning guidelines – www.gabriel.dk)

*Requires chemical treatment to meet Crib 5 standard. Must be specifically requested when ordering. Additional cost and lead time apply.



PCL1202



PCL1302



PCL2001



PCL2401

PUXX 1 (ONIRO) - PRICE GROUP 3

PUxx 1 is a polyurethane leather with a soft touch that is easy to clean and disinfect. It is 100% waterproof, antibacterial & antifungal and resistant towards blood and urine. Being strong, durable and easy to maintain make it well suited for environments with high cleaning requirements.

Composition: Coating: 100% polyurethane with a cotton/polyester backing

Weight: 520 g/m²

Abrasion resistance: 300 000 Martindale (EN 530-2 (2010))

Flammability: BS EN 1021: 1-2 (Cigarette & match), CA TB 117-2013, BS 5852:2006 Crib 5, IMO 2010 FTP Code Annex 1 part 8

Light fastness: 6-7 (EN ISO 105-B02)


Rubbing fastness: 4-5/4-5 (Wet/Dry) (EN ISO 105X12.2016)

Environmental facts: Oeko-Tex® Standard 100, 100% free of heavy metals and harmful chemicals, ISO 14001 certified company

Design: Oniro Design team

Produced in: Belgium

Cleaning: Alcohol, hydrogen peroxide & chlorine solutions. Never use solvents. For more info please contact supplier www.oniro.nl



PU215816

PUXX 2 (ONIRO) - PRICE GROUP 3

PUxx 2 is a matte and smooth polyurethane leather with a soft touch that is easy to clean and disinfect. It is 100% waterproof, antibacterial & antifungal and resistant towards blood and urine. Being strong, durable and easy to maintain make it well suited for environments with high cleaning requirements.

Composition: Coating: 100% polyurethane with a cotton/polyester backing

Weight: 520 g/m²

Abrasion resistance: 300 000 Martindale (EN 530-2 (2010))

Flammability: BS EN 1021: 1-2 (Cigarette & match), CA TB 117-2013, BS 5852:2006 Crib 5, IMO 2010 FTP Code Annex 1 part 8

Light fastness: 6-7 (EN ISO 105-B02)

Rubbing fastness: 4-5/4-5 (Wet/Dry) (EN ISO 105X12.2016)

Environmental facts: Oeko-Tex® Standard 100, 100% free of heavy metals and harmful chemicals, ISO 14001 certified company

Design: Oniro Design team

Produced in: Belgium

Cleaning: Alcohol, hydrogen peroxide & chlorine solutions. Never use solvents. For more info please contact supplier www.oniro.nl



PU223043

PU227001

PU223033

SYNERGY (CAMIRA) - PRICE GROUP 3

Synergy is a lightly felted wool fabric with a soft-handle. The range feature fibre dyed shades and piece dyed solids.

Composition: 95% pure new wool, 5% polyamide

Weight: 400 g/m² ±10%

Abrasion resistance: >100 000 Martindale (EN ISO 12947-2)

Flammability: BS EN 1021: 1-2 (Cigarette & match), CA TB 117-2013, BS 7176 Low Hazard, NFD 60-013, UNI 9175 Classe 1 IM, IMO FTP Code (Part 8), EN 13501-1 Adhered Class D, s1, d0

Light fastness: 5 (EN ISO 105 - B02)


Rubbing fastness: Wet: 4, Dry: 4 (EN ISO 105 - X12)

Environmental facts: EU Ecolabel, Indoor Advantage Gold, ISO 14001 certified company

Design: Camira Design Studio

Produced in: United Kingdom

Cleaning & disinfection: Professional dry cleaning (For further info follow Camira's cleaning guidelines - www.camirafabrics.com)



SGY016

SGY017

SGY008

TECHNICOLOUR (KVADRAT) - PRICE GROUP 3

Technicolour is a worsted wool fabric made from 100% british wool. It is created by using a specially developed colour system which unfolds different ranges of melange colours. Each colourway unites two yarns in a plain weave construction, expressing a sense of subtle variation. Its colourmoods in combination with softness and strength gives it versatility in use across all types of work spaces.

Composition: 100% british wool, worsted

Weight: 430 g/lm

Abrasion resistance: 80 000 Martindale (EN ISO 12947-2)

Flammability: BS EN 1021: 1-2 (Cigarette & match, BA5852 Crib 5 (on request)*, CA TB 117-2013, BS 5852 part 1, BS 7176 Low Hazard, NF D 60013, UNI 9175 1IM, ASTM E84 Class A Unadhered/Adhered, IMO FTP Code 2010 Part 8,

Light fastness: 7 (EN ISO 105-B02)

Rubbing fastness: 4-5/4-5 (Wet/Dry) (EN ISO 105X12)

Pilling: 4 (EN ISO 12945-2)

Environmental facts: EU Ecolabel, 100% free of heavy metals, ISO 14001 certified company, GREENGUARD Gold

Design: Peter Saville

Produced in: United Kingdom

Cleaning: Professional dry cleaning (For further info follow Kvadrat´s cleaning guidelines – www.kvadrat.dk)

*Requires chemical treatment to meet Crib5 standard. Must be specifically requested when ordering. Additional cost and lead time apply.



TEH0690

TEH0110

TEH0890

TEH0520

TEH0260

ILLUSION 3.0 (NEVOTEX) - PRICE GROUP 4

Illusion 3.0 is a resistant easy cleanable synthetic leather with a polyurethane (PU) coating on a cotton backing. It has a semi matte surface with a softly grained structure and is recommended to use in environments with high cleaning demands.

Composition: Coating: 100% Polyurethane, Backing: 100% Cotton

Weight: 600 g/m²

Abrasion resistance: >500 000 Martindale (EN ISO 5470-2:2003)

Flammability: BS EN 1021: 1-2 (Cigarette & match), CA TB 117-2013, BS 5852:2006 Crib 5, DiN 4102-1B2:1998 (B2), IMO 2010 FTP Code Annex 1 part 8

Light fastness: >7 (EN ISO 105-B02)

Rubbing fastness: 4-5/4-5 (Wet/Dry) (EN ISO 105X12.2016)

Surface resistance: 4-5 (EN12720)


Environmental facts: Oeko-Tex® Standard 100, Free of heavy metals and harmful chemicals, ISO 14001 certified company

Design: Nevotex Design team

Produced in: Belgium

Cleaning: Alcohol (75%), hydrogen peroxide & chlorine. For specific recommendations please contact supplier www.nevotex.com

Not approved for RH Logic 200/220 and RH Axia Exclusive



ILU3110

STEELCUT 3 (KVADRAT) - PRICE GROUP 4

Steelcut 3 is a unicoloured strong worsted wool and polyamide woven fabric, combining durability, soft touch and colour depth. The construction create a three-dimensional surface resembling small pyramids or steel points. Despite its complex weaving technique, it has a simple and precise expression.

Composition: 90% worsted New Zealand wool, 10% polyamide

Weight: 825 g/lm

Abrasion resistance: 100 000 Martindale (EN ISO 12947-2)

Flammability: BS EN 1021: 1-2 (Cigarette & match, CA TB 117-2013, BS 5852 Crib 5 (on request)*, BS 5852 part 1, IMO FTP Code 2010 Part 8, NF D 60 013, NFPA 260, UNI 9175 1IM, ÖNORM B1/Q1, AS/NZS 3837 Class 2, ASTM E84 Class A Unadhered, ASTM 84 Class B Adhered

Light fastness: 6 (EN ISO 105-B02)

Rubbing fastness: 3-5/4-5 (Wet/Dry) (EN ISO 105X12)

Pilling: 3-4 (EN ISO 12945-2)


Environmental facts: EU Ecolabel, 100% free of heavy metals, ISO 14001 certified company, GREENGUARD Gold

Design: Frans Dijkmeijer, Giulio Ridolfo (updated colourways)

Produced in: United Kingdom

Cleaning: Professional dry cleaning with tetrachloroethylene, normal process (For further info follow Kvadrat's cleaning guidelines – www.kvadrat.dk)

*Requires chemical treatment to meet Crib 5 standard. Must be specifically requested when ordering. Additional cost and lead time apply.



STT190



STT682

STEELCUT TRIO 3 (KVADRAT) - PRICE GROUP 4

Steelcut Trio 3 is a strong worsted wool and polyamide woven fabric, made with three different coloured yarns. The colours and the special weave create a three-dimensional surface where the colours seem to change depending on the angle of perspective. Like Steelcut 3, despite the complexity of the textile's innovative weave, it has a simple, precise expression.

Composition: 90% worsted New Zealand wool, 10% polyamide

Weight: 770 g/lm

Abrasion resistance: 100 000 Martindale (EN ISO 12947-2)

Flammability: BS EN 1021: 1-2 (Cigarette & match, CA TB 117-2013, BS 5852 Crib 5 (on request)*, BS 5852 part 1, BS 5852 ignition source 3, IMO FTP Code 2010 Part 8, NF D 60 013, NFPA 260, UNI 9175 1IM, ÖNORM B1/Q1, AS/NZS 3837 Class 2, GB 50222 B1 with treatment (Chinese)

Light fastness: 6-7 (EN ISO 105-B02)

Rubbing fastness: 3-5/4-5 (Wet/Dry) (EN ISO 105X12)

Pilling: 4 (EN ISO 12945-2)

Environmental facts: EU Ecolabel, 100% free of heavy metals, ISO 14001 certified company, GREENGUARD Gold

Design: Frans Dijkmeijer, Giulio Ridolfo (updated colourways)


Produced in: United Kingdom

Cleaning: Professional dry cleaning with tetrachloroethylene, normal process (For further info follow Kvadrat's cleaning guidelines – www.kvadrat.dk)

*Requires chemical treatment to meet Crib 5 standard. Must be specifically requested when ordering. Additional cost and lead time apply.



STT133




STT153



STT253




STT213




STT383



STT645



STT796



STT966

PALOMA (WOLLSDORF) - PRICE GROUP 6

Paloma is a high quality chrome free Semi-Aniline leather from cattle in the European Alpine region. All our standard colours from Paloma have a special finish adding a particular softness to the leather. It has excellent friction and breathing properties. The surface may feature small scars and marks resulting from insect bites etc. These are proof of the natural origin of the product and are part of its character.

Flammability: BS EN 1021: 1-2 (Cigarette & match), BS 5852 Crib 5, IMO A.652 (16)

Light fastness: 6 (EN ISO 105-B02)

Rubbing: Wet 80/4 -Dry 2000/4 - Sweat 50/4 - ISO 11640

Finish-adhesion: 2.0 N/cm ISO 11644


Tear-strength: 20 N/mm DIN 53329- A

Environmental facts: Tanned without using chromium salts, BlueAngel, ECO2L-certificate, ISO 14001 certified company, Internal waste water treatment plant.

Produced in: Austria, predominantly using raw hides from red-spotted cattle

Animal Welfare All hides are by-products from the meat and dairy industries, only use hides from healthy and uninjured animal. Following European standards as a minimum and the "Five Freedoms" of livestock as defined by FAWC (Farm Animal Welfare Council)

Cleaning: Follow the leather care guide from our supplier - www.wollsdorfleather.com



ELMOSOFT (ELMO) - PRICE GROUP 7

Elmosoft is a chrome free supreme quality semi-aniline grain leather from Scandinavian cattle. It is soft and pliable with an outstanding comfort and durability. Visible insect-bites and scars from healed wounds add to the authentic quality and character of the leather.

Thickness: 1.1 - 1.3 mm

Flammability: BS EN 1021: 1-2 (Cigarette & match), BS 5852 Crib 5, CA TB 117-2013, DIN 4102 -1 (B1), IMO 2010 FTP Code Part 8 (IMO652), UNI 9175, Önorm B 3825, UNI 9175

Light fastness: 6 (EN ISO 105-B02)

Rubbing: Wet 80/4 - Dry 2000/4 - Sweat 50/4 - ISO 11640

Finish-adhesion: ≥ 2 N/cm - ISO 11644


Tear-strength: ≥ 20 N/cm DIN 53329-A

Environmental facts: Free of heavy metals, tanned without using chromium salts, ISO 14001 certified company, Clean water tanning technology with biological Water Treatment Plant and 100% CO₂ neutral on energy.

Animal Welfare: All hides are by-products from the meat and dairy industries with traceability back to the farm, Following strict regulations on animal welfare in compliance with national and international standards as those issued by the World Organization for Animal Health (6 animal welfare freedoms)

Produced in: Sweden

Cleaning: (Follow the guidelines by our supplier - www.elmoleather.com)



TALE (GABRIEL)

Tale is a self-supporting mesh fabric made from 100% post-consumer recycled polyester. Designed specifically to add comfort and a soft feel to the chair's backrest. Its semi-transparent texture in an irregular melange expression adds a natural touch to the chairs and the work space.

Composition: 100% Post-consumer recycled polyester

Weight: 365 g/lm

Abrasion resistance: 100 000 Martindale (EN ISO 12947-2)

Flammability: BS EN 1021: 1-2 (Cigarette & match), CA TB 117-2013

Light fastness: 6-8 (EN ISO 105-B02)

Rubbing fastness: 4-5/4-5 (Wet/Dry) (EN ISO 105X12)

Pilling: 5 (EN ISO 12945-2)


Environmental facts: EU Ecolabel, Oeko-Tex® Standard 100, No flame retardant chemicals. ISO 14001 certified company

Design: Cenk Kivrikoglu

Produced in: Lithuania

Cleaning: Wash or dry cleaning. (For further info follow Gabriel's cleaning guidelines_www.gabriel.dk)

Only available for: RH Mereo Mesh



TAL60999

TAL66186

TAL60124

TAL64209


TAL60123

TAL68206

DECORATIVE STITCHES

Decorative stitches can truly add the little extra to your chair.

The 10-colour thread program is available on all textiles for the following RH chairs: RH Logic 200/220, RH Logic 400/300, RH Mereo & RH Extend.



4908
Purple

1226
Yellow

6968
Turquoise

3822
Red

9389
Silver Grey

9582
Grey

8569
Beige

8135
Warm White

1712
Cold White

9700
Black

Extended Fabric & Colour Collection

In addition to our Standard Fabric & Colour Collection we also offer an expanded selection of textiles in different colours from different textile suppliers who we work with.

NOTE! Some fabrics in our Collections may not be approved for all RH chairs, please contact our Customer Service for more information.

SUPPLIER/COLLECTION	PRICE GROUP	SUPPLIER/COLLECTION	PRICE GROUP
Ambla - www.ambla.com		Gabriel - www.gabriel.dk	
Exmoor	4	Beyond Loop	3
Wild Heather	4	Breeze Fusion ¹⁾	4
		Capture*	3
		Comfort +	5
Camira Fabrics - www.camirafabric.com		Crisp ¹⁾	3
24/7 Flax	3	Cura	3
Blazer	3	Cura Loop*	3
Era	3	Fame	3
Hi-Tech ESD *	OR	Focus	3
Mainline Flax*	3	Focus Melange	3
Mainline Twist	3	Focus Royal	3
Oceanic *	3	Gaja Classic *	3
Monochrome Sett	4	Go Check (Trevira CS)	3
Penta	3	Lense	3
Quest	3	Mood	3
RePlay	3	Morph	3
RePlay Zero	3	Nobel	4
Rivet	3	Parcel Loop*	3
Revolution	4	Passion	4
Sumi	4	Renewed Loop	3
Synergy*	3	Select *	2
Urban	3	Step (Trevira CS)	3
X2	3	Step Melange (Trevira CS)	3
Xtreme *	3	Tailor	3
		Tale* ⁸⁾	OR
Climatex/Jab - www.climatex.jab.de		Tonal*	3
Steel*	5	Twill Wool	4
Ultra ²⁾	3	Umber	3
Elmo - www.elmoleather.com		GU - www.gu.no	
Elmosoft *	OR	Amdal	4
Elmosoft Piqué	OR	Bardal	4
		Heidal	4
		Mandal	3
		Hornschuch/Skai - www.skai.com	
		skai® Evida (vinyl) ⁴⁾	3
		skai® Evida Fiber (vinyl) ⁴⁾	3
		Krall & Roth - www.krallroth.com	
		Shrinx Join * ³⁾	OR
		Shrinx Wool ³⁾	OR

SUPPLIER/COLLECTION

PRICE GROUP

SUPPLIER/COLLECTION

PRICE GROUP

Kvadrat - www.kvadrat.dk

Balder	6
Canvas 2 ⁵⁾	4
Divina 3	5
Divina MD	5
Divina Melange 3	5
Fiord 2	4
Haku	5
Hallingdal 65	5
Hero	4
Hero Heather	4
Melange Nap	4
Naveli	4
Remix 3 ⁶⁾	3
Re-wool 2	3
Serpentine ⁷⁾	6
Steelcut 3 *	4
Steelcut Trio 3 *	4
Steelcut Quartet	4
Techicolour*	3
Tonus 4	5
Twill Weave	5
Vidar	4

Nevotex - www.nevotex.se

Antistatic Synthetic leather	3
Fjord	3
Fjord Vintage	3
Illusion 3.0* ¹⁾	4
Illusion Full grain 3.0 ⁷⁾	4

Oniro - www.oniro.nl

Puxx 1 *	3
Puxx 2 *	3

Spradling - www.spradling.eu

Dolce	3
Valencia ⁶⁾	3
Valencia Biosense ⁶⁾	3

Svensson - www.ludvigsvensson.com

Ally	3
Khaki (Trevira CS)	3
Poppy	4
Semi	3

Vescom - www.vescom.com

Acton	3
Rolla	4

Wollsdorf - www.wollsdorf.com

Paloma - Leather ⁴⁾	OR
--------------------------------	----

* Non-standard colours

OR = Price on request

24/7 Collection → Only colours approved in the 24/7 Standard Collection are available as Extended options for these products.

- 1) Not approved for: RH Logic 220 / 200
- 2) Only available for: RH Focus, RH Secur24, RH Axia Exclusive
- 3) Only available for: RH Axia 2.5
- 4) Not approved for: RH Focus, RH Secur
- 5) Only approved for: RH Logic 400 / 300, RH Extend, RH Activ
- 6) Not approved for: RH Logic 220 neckrest
- 7) Not approved for: RH Axia
- 8) Only available for: RH Mereo Mesh

Fabrics 24/7

10 year guarantee as standard or 5 year guarantee on 24/7 use.

The 24/7 Standard Fabric & Colour Collection is our collection of fabrics, leathers and other materials.

The collection has been designed to bring out the best visual and functional qualities of these materials. All fabrics and leathers in our 24/7 Standard collection are of excellent quality. We offer short delivery times, a wide range and all our materials comply with strict environmental requirements. These fabrics are tested and approved according to our quality standards.

Maintenance: To maintain fabrics and leather, please vacuum with a furniture brush or use a clean cloth or sponge slightly dampened with clean lukewarm water.

NOTE! Colours on screen or in print might differ from reality. Other colours than listed here are in our Extended colour collection and might fall into a different price group. Please contact our Customer Service for more information.

24/7+ (CAMIRA) - PRICE GROUP 3

24/7+ is a tightly woven construction with inherent flame retardancy designed to withstand the rigorous 24/7 use. Made from highly resilient fibre types to create a textile that achieves optimum strength.

Composition: 50% polyamide, 33% wool, 10% Flame Retardant Viscose , 7% viscose

Weight: 435g/m2 ±5%

Abrasion resistance: >400 000 Martindale (EN ISO 12947-2)

Flammability: BS EN 1021: 1-2 (Cigarette & match), BS 7176 Medium Hazard, BS 5852 Section 4 Crib 5, UNI 9175 Class 1 IM

Light fastness: 5 (EN ISO 105-B02)

Rubbing fastness: 4/4 (Wet/Dry) (EN ISO 105X12)

Environmental facts: Manufacturing process - fully compliant with ISO 14001


Design: Camira Design Studio

Produced in: United Kingdom

Cleaning: Professional dry cleaning (For further info follow Camira's cleaning guide - www.camirafabrics.com)



IFC012



IFC017

DOLCE (SPRADLING) - PRICE GROUP 3

Dolce is a polyurethane based synthetic leather with a leather grain look. It is supple with a soft touch and a comfortable grip. It's high durability and good surface resistance makes it suitable for high demanding environments.

Composition: 100% Polyurethane (100% Rayon Backing)

Weight: 340.00gr/m2

Abrasion resistance: 300 000 Martindale (EN ISO 12947-2)

Flammability: BS EN 1021: 1-2 (Cigarette & match), BS 5852 - Source#0, IMO Res. A.652 (16) 8.2,8.3 , CA TB 117-2013

UV stability: 4 (ASTM D1148)

Crocking resistance: 4(Wet/Dry) (AATCC8)


Environmental facts: ISO 14001 certified company, No heavy metals

Design: Spradling Design Team

Produced in: Germany

Cleaning & disinfection: For info follow cleaning guidelines www.spradling.com

NOTE! Only available for RH Secur 24 (inner seat- and back pad)



DCE6728

STRONG (JAB/CLIMATEX) - PRICE GROUP 3

Strong is a durable 24/7 fabric specially designed with Climatex® Dualcycle TM. It's unique weave construction and fiber mix make it climate-regulating, moisture absorbent and flame retardant. This enables good abrasion resistance for long-term use in the most demanding environments. It's honeycomb patterned texture creates depth and a smooth touch.

Composition: 72% Cradura™ (PA), 16% Certified virgin wool (WV), 12% redesigned Lenzing FR™(CVFR)

Weight: 415 g/lm

Abrasion resistance: 500 000 Martindale (EN ISO 12947-2)

Flammability: EN 1021-1/2, BS 5852-0/1, CA TB 117-2013, IMO FTP Code 2010 Part 8

Light fastness: 6-7 (EN ISO 105 - B02)

Rubbing fastness: 4-5/4-5 (Wet/Dry) (EN ISO 105X12)

Pilling: 4 (EN ISO 12945-2)

Perspiration fastness: 5/5 (alkaline/acid) (EN ISO 105-E04)

Environmental facts: Cradle to Cradle Certified™ gold, Oeko-Tex® Standard 100, recyclable

Design: Climatex Design team

Produced in: Germany



STO099

STEEL (CLIMATEX/JAB) - PRICE GROUP 5

Steel is a highly durable 24/7 fabric, specially designed with Climatex® Dualcycle TM. It's unique construction and fiber mix make it climate-regulating, moisture absorbent and flame retardant. This enables good abrasion resistance for long-term use in the most demanding environments. It's honeycomb patterned texture creates depth and a smooth touch.

Composition: 62% Cradura™ (PA), 14% Certified virgin wool (WV), 10% redesigned Lenzing FR™, 11% Polyester, 3% Steel

Weight: 452 g/lfm

Abrasion resistance: 500 000 Martindale (EN ISO 12947-2)

Flammability: EN 1021-1/2, BS 5852-0/1, CA TB 117-2013, IMO FTP Code 2010 Part 8, NFPA260

Light fastness: 6-7 (EN ISO 105 - B02)

Rubbing fastness: 4-5/4-5 (Wet/Dry) (EN ISO 105X12)

Pilling: 4-5 (EN ISO 12945-2)


Perspiration fastness: 5/5 (alkaline/acid) (EN ISO 105-E04)

Environmental facts: Oeko-Tex® Standard 100

Design: Climatex Design team

Produced in: Germany


NOTE! SEE051 and SEE093 are available but with longer lead time



SEE099



SEE051



SEE093

TRENTO + (VAN LEEUWEN) - PRICE GROUP 6

Trento + is a semi aniline leather with natural grain from European cow hides. It has a semi-matt appearance and a soft waxy feel. Through dyed with chrome tannage and with a pigmented protective coat finish.

Thickness: 0,9-1,1mm

Flammability: BS EN 1021: 1-2 (Cigarette & match), BS5852 1&2, IMO A.652 (16)

Light fastness: >5 (EN ISO 105-B02)

Rubbing: Wet >3/4 250 - Dry>4 500 (EN ISO 11640)


Finish-adhesion: ≥ 2 N/cm (EN ISO 11644)

Tear-strength: ≥ 20 N (EN ISO 3377 1+2)

Environmental facts: Blue Angel, ISO 14001 certified company

Produced in: Italy

Only available for RH Secure24



TR0760

ELMOSOFT (ELMO) - PRICE GROUP 7

Elmosoft is a chrome free supreme quality semi-aniline grain leather from Scandinavian cattle. It is soft and pliable with an outstanding comfort and durability. Visible insect-bites and scars from healed wounds add to the authentic quality and character of the leather.

Thickness: 1.1 - 1.3 mm

Flammability: BS EN 1021: 1-2 (Cigarette & match), BS 5852 Crib 5, CA TB 117-2013, DIN 4102 -1 (B1), IMO 2010 FTP Code Part 8 (IMO652), UNI 9175, Önorm B 3825, UNI 9175

Light fastness: 6 (EN ISO 105-B02)

Rubbing: Wet 80/4 - Dry 2000/4 - Sweat 50/4 - ISO 11640

Finish-adhesion: ≥ 2 N/cm - ISO 11644

Tear-strength: ≥ 20 N/cm DIN 53329-A

Environmental facts: Free of heavy metals, tanned without using chromium salts, ISO 14001 certified company, Clean water tanning technology with biological Water Treatment Plant and 100% CO₂ neutral on energy.

Animal Welfare: All hides are by-products from the meat and dairy industries with traceability back to the farm, Following strict regulations on animal welfare in compliance with national and international standards as those issued by the World Organization for Animal Health (6 animal welfare freedoms)

Produced in: Sweden


Cleaning: (Follow the guidelines by our supplier - www.elmoleather.com)

Available for: RH Secur24, RH Focus, RH Logic 200/220 Elite

NOTE! EL33004, EL93068 - to be ordered as Special request for RH Secur24



EL33004



EL93068



EL99999

Physical measurements - Work chairs

PHYSICAL MEASUREMENTS - WORK CHAIRS

Measurements in mm. Given measurements are based on EN 1335-1

Our test reports are continuously updated. Contact our Customer Service for more information and details.

Model	Seat height (standard 4T NPR)	Seat height (B)	Seat height (4T)	Seat height (A)
RH Logic 200	397-550	445-595	385-530	490-635
RH Logic 220	397-550	445-595	385-530	490-635
RH Logic 200 Elite	417-570	465-650	405-550	535-665
RH Logic 220 Elite	417-570	465-650	405-550	535-665
	Seat depth	Seat width	Seat depth with slide	Seat angle adjustment
RH Logic 200	477	442	386-484	-15.5°/+8.6°
RH Logic 220	477	442	400-499	-15.5°/+8.6°
	Backrest height	Backrest width	Backrest height adjustment	Backrest angle adjustment
RH Logic 200	518	431	490-588	19°
RH Logic 220	620	433	581-681	21°
	Height of armrest above seat 8L	Height of armrest above seat 8L BS	Diameter of base	Weight (kg)
RH Logic 200	199-315	199-315	680	19.9
RH Logic 220	199-315	199-315	680	20.4
RH Logic 200 Elite	179-295	179-295	680	21
RH Logic 220 Elite	179-295	179-295	680	22.8

Model	Seat height (standard 4Q)	Seat height (B)	Seat height (A)	-
RH Logic 300	420-540	490-635	535-675	-
RH Logic 300 Elite	440-570	520-650	555-695	-
RH Logic 400	420-540	490-635	535-675	-
RH Logic 400 Elite	440-570	520-650	555-695	-
	Seat depth	Seat width	Seat depth with slide	Seat angle adjustment
RH Logic 300	467	462	384-443	-13.4°/+5.4°
RH Logic 300 Elite	467	462	384-443	-13.4°/+5.4°
RH Logic 400	467	462	384-443	-17.2°/+4.6°
RH Logic 400 Elite	467	462	384-443	-17.2°/+4.6°
	Backrest height	Backrest width	Backrest height adjustment	Backrest angle adjustment
RH Logic 300	510	447	514-592	15.2°
RH Logic 300 Elite	510	447	514-592	15.2°
RH Logic 400	620	447	624-703	15.2°
RH Logic 400 Elite	620	447	624-703	15.2°
	Height of armrest above seat 8E & 8S	Height of armrest above seat 8S XL	Diameter of base	Weight (kg)
RH Logic 300	198-299	223-325	660	21
RH Logic 300 Elite	178-279	203-305	660	21
RH Logic 400	198-299	223-325	660	21.8
RH Logic 400 Elite	178-279	203-305	660	21.8

Model	Seat height (standard 4T NPR)	Seat height (B)	Seat height (4T)	Seat height (A)
RH Mereo 200	410-565	460-605	399-543	505-645
RH Mereo 220	410-565	460-605	399-543	505-645
RH Mereo 300	410-565	460-605	399-543	505-645
RH Mereo Mesh	410-565	460-605	399-543	505-645
	Seat depth	Seat width	Seat depth with slide	Seat angle adjustment
RH Mereo 200	465	410	403-483	-16°/+7.7°
RH Mereo 220	465	410	403-483	-16°/+7.7°
RH Mereo 300	465	410	403-483	-16°/+7.7°
RH Mereo Mesh	465	410	403-483	-16°/+7.7°
	Backrest height	Backrest width	Backrest height adjustment	Backrest angle adjustment
RH Mereo 200	470	365	404-482	23.7°
RH Mereo 220	630	365	564-642	23.7°
RH Mereo 300	630	442	564-642	23.7°
RH Mereo Mesh	630	443	564-642	23.7°
	Height of armrest above seat 8T	-	Diameter of base	Weight (kg)
RH Mereo 200	195-310	-	680	18.4
RH Mereo 220	195-310	-	680	18.9
RH Mereo 300	195-310	-	680	18.9
RH Mereo Mesh	195-310	-	680	18.8

Model	Seat height (standard 4Q)	Seat height (A)	Seat height (B)	-
RH Extend 100	420-534	535-670	490-630	-
RH Extend 200	420-534	535-670	490-630	-
RH Extend 120	420-534	535-670	490-630	-
RH Extend 220	420-534	535-670	490-630	-
	Seat depth	Seat width	Seat depth with slide	Seat angle adjustment
RH Extend 100	465	461	400-480	-10°/+3°
RH Extend 200	465	461	400-480	-10°/+3°
RH Extend 120	465	461	400-480	-10°/+3°
RH Extend 220	465	461	400-480	-10°/+3°
	Backrest height	Backrest width	Backrest height adjustment	Backrest angle adjustment
RH Extend 100	510	440	455-535	-
RH Extend 200	510	440	455-535	24°
RH Extend 120	620	440	640-720	-
RH Extend 220	620	440	640-720	24°
	Height of armrest above seat (8E & 8S)	-	Diameter of base	Weight (kg)
RH Extend 100	220-297	-	660	19
RH Extend 200	220-297	-	660	19
RH Extend 120	220-297	-	660	19.8
RH Extend 220	220-297	-	660	19.8

Model	Seat height (B)	Seat height (D)	Seat height (4FL)	Seat height (E)
RH Activ 200	395-525 (standard)	500-675	365-445	600-850
RH Activ 202	395-525 (standard)	500-675	365-445	600-850
RH Activ 220	395-525 (standard)	500-675	365-445	600-850
RH Activ 222	395-525 (standard)	500-675	365-445	600-850
RH Activ 303	-	515-700 (standard)	-	-
	Seat depth	Seat width	Seat depth with slide	Seat angle adjustment
RH Activ 200	430	440	390-445	- 7°/+6°
RH Activ 202	460	460	420-475	- 7°/+6°
RH Activ 220	430	440	390-445	- 7°/+6°
RH Activ 222	460	460	420-475	- 7°/+6°
RH Activ 303	428	450	420-475	- 5°/+5°
	Backrest height	Backrest width	-	Backrest angle adjustment
RH Activ 200	295	370	-	23°
RH Activ 202	295	370	-	23°
RH Activ 220	430	370	-	23°
RH Activ 222	430	370	-	23°
RH Activ 303	230	280	-	23°
	Height of armrest above seat (8E & 8S)	-	Diameter of base	Weight (kg)
RH Activ 200	190-290	-	590	13
RH Activ 202	190-290	-	590	13
RH Activ 220	190-290	-	590	13.6
RH Activ 222	190-290	-	590	13.6
RH Activ 301	-	-	590	13
RH Activ 303	-	-	590	13.6

Model	Seat height (standard E)	Seat height (B)	Seat height (D)	Seat height (4FL)
RH Support 4501	565-810	365-495	470-640	340-415
RH Support 4511	595-840	380-510	515-695	355-460
RH Support 4521	565-810	365-495	470-640	340-415
	Seat depth	Seat width	Backrest height	Backrest width
RH Support 4501	380	410	230	380
RH Support 4511	-	Ø350	230	380
RH Support 4521	240	450	230	380
	-	-	Diameter of base	Weight (kg)
RH Support 4501	-	-	590	10.6
RH Support 4511	-	-	590	10.5
RH Support 4521	-	-	590	10.5

Model	Seat height (standard 4F Logic)	Seat height (4B chrome)	-	-
RH Logic 300 ESD	440-560	480-610	-	-
RH Logic 400 ESD	440-560	480-610	-	-
RH Extend 200 ESD	440-560	-	-	-
RH Extend 220 ESD	440-560	-	-	-
	Seat depth	Seat width	Seat slide	Seat angle adjustment
RH Logic 300 ESD	465	457	384-443	-17.2°/+4.6°
RH Logic 400 ESD	465	457	384-443	-17.2°/+4.6°
RH Extend 200 ESD	465	461	400-480	-10°/+3°
RH Extend 220 ESD	465	461	400-480	-10°/+3°
	Backrest height	Backrest width	Backrest height adjustment	Backrest angle adjustment
RH Logic 300 ESD	510	447	514-592	15.2°
RH Logic 400 ESD	620	447	624-703	15.2°
RH Extend 200 ESD	508	444	455-535	24°
RH Extend 220 ESD	623	443	640-720	24°
	Height of armrest above seat (8E ESD)	-	Diameter of base	Weight (kg)
RH Logic 300 ESD	198-299	-	660	21°
RH Logic 400 ESD	198-299	-	660	21.8°
RH Extend 200 ESD	220-297	-	660	35°
RH Extend 220 ESD	220-297	-	660	37°

Model	Seat height (standard B chrome)	Seat height (E chrome)	Seat height (D chrome)	Seat height (ON-4FH black)	Seat height (4FL chrome)
RH Activ 200 ESD	395-525	595-840	500-675	459-607	365-445
RH Activ 220 ESD	395-525	595-840	500-675	459-607	375-465
RH Activ 222 ESD	395-525	595-840	500-675	459-607	375-465
	Seat depth	Seat width	Seat slide	Seat angle adjustment	
RH Activ 200 ESD	430	440	390-445	- 7°/+6°	
RH Activ 220 ESD	430	440	390-445	- 7°/+6°	
RH Activ 222 ESD	460	460	420-475	- 7°/+6°	
	Backrest height	Backrest width	Backrest height adjustment	Backrest angle adjustment	
RH Activ 200 ESD	295	370		20°	
RH Activ 220 ESD	430	370		23°	
RH Activ 222 ESD	430	370		23°	
	Height of armrest above seat (8E ESD)	-	Diameter of base	Weight (kg)	
RH Activ 200 ESD	190-290	-	590	13	
RH Activ 220 ESD	190-290	-	590	13.6	
RH Activ 222 ESD	190-290	-	590	13.6	

Model	Seat height (standard B chrome)	Seat height (E chrome)	Seat height (D chrome)	Seat height (ON-4FH black)	Seat height (4FL chrome)
RH Activ ESD Cleanroom 220	395-525	605-855	515-690	459-607	375-465
	Seat depth	Seat width	Seat slide	Seat angle adjustment	
RH Activ ESD Cleanroom 220	430	440	390-445	-7°/+6°	
	Backrest height	Backrest width	-	Backrest angle adjustment	
RH Activ ESD Cleanroom 220	430	370	-	23°	
	Height of armrest above seat (8E ESD)	-	Diameter of base	Weight (kg)	
RH Activ ESD Cleanroom 220	190-290	-	590	13.6	

Model	Seat height (standard B black)	Seat height (E chrome)	Seat height (D black)	Seat height (4FL chrome)
RH Activ Cleanroom 220	395-525	595-840	500-675	365-445
	Seat depth	Seat width	Seat slide	Seat angle adjustment
RH Activ Cleanroom 220	460	460	390-445	- 7°+6°
	Backrest height	Backrest width	Backrest height adjustment	Backrest angle adjustment
RH Activ Cleanroom 220	430	370		23°
	Height of armrest above seat (8E ESD)	-	Diameter of base	Weight (kg)
RH Activ Cleanroom 220	190-290	-	590	13.6

Model	Seat height (standard ON-4SR)	Seat height (B)	Seat height (F)	
RH Secure24	410-535	495-645	465-615	
RH Secur24 Exclusive	410-535	495-645	465-615	
	Seat depth	Seat width	Seat slide	Seat angle adjustment
RH Secur24	435	488	140 mm	+4,8° / - 13,9°
RH Secur24 Exclusive	435	488	140 mm	+4,8° / - 13,9°
	Backrest height	Backrest width	Backrest height adjustment	Backrest angle adjustment
RH Secur24	829	481	-	18.4°
RH Secur24 Exclusive	829	481	-	18.4°
	Height of armrest above seat 8SC	Height of armrest above seat 8SC XL	Height of armrest above seat 8F	Height of armrest above seat 8H
RH Secur24			247	247
RH Secur24 Exclusive			247	247
			Diameter of base	Weight (kg)
RH Secur24			680	37.6
RH Secur24 Exclusive			680	37.6

Model	Seat height (standard ON-4FR)	Seat height (A)	Seat height (F)	
RH Focus	400-530	505-365	435-565	
	Seat depth	Seat width	Seat slide	Seat angle adjustment
RH Focus	475	468	425-505	-4.9-(+) 11.2°
	Backrest height	Backrest width	Backrest height adjustment	Backrest angle adjustment
	684	480	-	32.3°
	Height of armrest above seat 8K	Height of armrest above seat 8K XL	Height of armrest above seat 8H	Height of armrest above seat 8F
RH Focus	199-305	199-305		170-325
			Diameter of base	Weight (kg)
RH Focus			680	23.9 kg

Model	Seat height (standard ON-4UZ)	Seat height (ON-4FH)	Seat height (F)	
RH Axia 2.1, 2.2, 2.3, 2.4, 2.5	400-554	450-600	385-554	
RH Axia Exclusive	410-560	480-635	394-537 mm	
	Seat depth	Seat width	Seat slide	Seat angle adjustment
RH Axia 2.1, 2.2, 2.3, 2.4, 2.5	470	490	318-469	+5° / - 14°
RH Axia Exclusive	470	490	383-470	+5° / - 9°

	Backrest height	Backrest width	Backrest height adjustment	Backrest angle adjustment
RH Axia 2.1	390	450	170-230	15°
RH Axia 2.2	470	450	170-230	15°
RH Axia 2.3	470	450	170-230	15°
RH Axia 2.4	540	460	170-230	15°
RH Axia 2.5	560	460	170-230	15°
RH Axia Exclusive	650	480	150-270	23°
	Height of armrest above seat 8N	Height of armrest above seat 8N XL	Diameter of base	Weight (kg)
RH Axia 2.1, 2.2, 2.3, 2.4, 2.5	215-310	215-310	670	19.7 kg
RH Axia Exclusive	194-298	194-298	710	21.8

Tests and Certificates

An RH chair is built to withstand stress and to last. All chairs are therefore rigorously tested and approved according to known standards for different markets

PRODUCT FAMILY	Technical certificates					Environmental certificates					
	EN 1335	GS	BS 5459	ANSI BIFMA	IEC 61340-ESD	Möbelfakta	EPD ISO 14025	GREEN-GUARD GOLD	Cradle to Cradle	Nordic Swan	Blue Angel
RH Logic 200/220	x	x	x	x		x	x	x			
RH Logic 400/300	x		x		x	x	x	x		x	
RH Mereo	x	x		x		x	x	x			
RH Axia	x	x	x				x	x	x		
RH Axia Exclusive	x						x				
RH Extend	x	x			x	x	x	x			
RH Activ	x	x*	x	x*	x	x	x	x			
RH Support								x			
RH Secur24	x	x									x
RH Focus	x	x	x	x			x				x

* RH Activ 300

NOTE! The list is not a full overview of RH portfolio and its models.

Our certificates are continuously updated. Contact our Customer Service for more information and details.



Flokk is a family of design-led brands shaping workspaces where people and organisations thrive.

From our roots in Scandinavian task seating design, we've grown into a global leader in workspace solutions – creating furniture that supports people wherever and however they work.

The name Flokk comes from the Norwegian word for “group” or “herd”. It reflects our belief that workspaces should bring people together – to focus, collaborate and connect.

We believe great design can do more than look good. It can enhance well-being, enable productivity, and help reduce environmental impact. We work closely with architects, designers, and businesses to shape workspaces where people feel supported, valued, and able to do their best.

Our collection of brands brings this purpose to life – delivering thoughtful, durable solutions for every kind of workspace and every kind of person. Our growing family includes renowned names such as HÅG, Offecct, Giroflex, RH, Profim, Stylex, 9to5 Seating, Via Seating, Connection, and Malmstolen – each with its own identity, yet united by a shared commitment to design quality.

Headquartered in Oslo, Norway, we have production sites across Europe, North America, and Asia, including Røros (Norway), Nässjö (Sweden), Turek (Poland), Mirfield (UK), Zhongshan (China), Hawthorne (USA), Delanco (USA) and Reno (USA). Our global reach is supported by sales offices in over 15 countries, serving customers in more than 80 markets.

With around 2,000 dedicated employees, we work together to bring better spaces to life and to fulfil our vision; to **inspire great work**.

Flokk AB

Showroom Försäljning

Box 17198 | 104 62 Stockholm
Rosenlundsgatan 40, trapphus B 3 tr.
118 53 Stockholm

Showroom & Produktion

Vallgatan 1 | Box 294 | 571 23 Nässjö
Tel: 0380-55 53 00
Email: info-se@flokk.com
Web: www.flokk.com

Front page

Chair model: RH Logic Silver 220

Fabric: Gabriel, Capture 6401

Photo: NY